

SEYCHELLES

Capital

Victoria

Ethnic Groups

predominantly Creole (mainly of East African and Malagasy heritage); also French, Indian, Chinese, and Arab populations

Languages

Seychellois Creole (official) 89.1%, English (official) 5.1%, French (official) 0.7%, other 3.8%, unspecified 1.4%

Religions

Roman Catholic 76.2%, Protestant 10.5% (Anglican 6.1%, Pentecostal Assembly 1.5%, Seventh Day Adventist 1.2%, other Protestant 1.7%), other Christian 2.4%, Hindu 2.4%, Muslim 1.6%, other non-Christian 1.1%, unspecified 4.8%, none 0.9%

Population

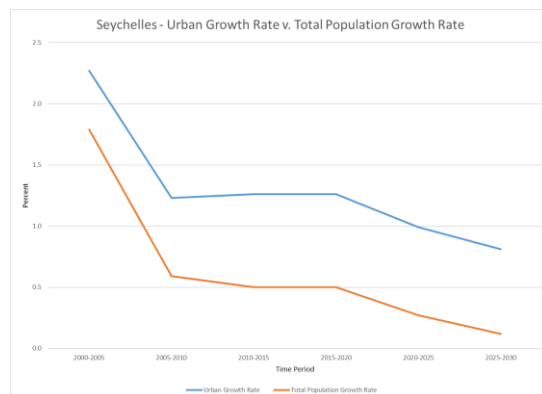
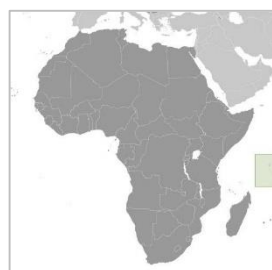
Total: 97,620
Median age: 36.8 years
Population growth rate: 0.6%
Urban: 58.8%
Rural 41.2%

Fertility

Birth rate: 12.1 births/1,000 population
Total fertility rate: 1.81 children born/woman
Sex ratio of population: 1.08 male(s)/female

Mortality

Death rate: 6.9 deaths/1,000 population
Life expectancy at birth: 76.36 years
Infant mortality rate: 10.38 deaths/1,000 live births



SEYCHELLES

Migration

Net migration rate: 0.81 migrants/1,000 population

Health

Current health expenditure: 6.4% of GDP

Physician density: 2.25 physicians/1,000 population

Adult obesity: 14%

Alcohol consumption per capita: 9.48 liters of pure alcohol

Education

Education expenditures: 5.2% of GDP

Literacy: 95.9%

Population Distribution

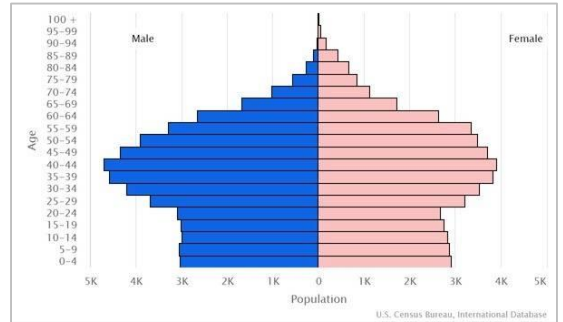
more than three-quarters of the population lives on the main island of Mahe; Praslin contains less than 10%; a smaller percent on La Digue and the outer islands

Demographic Profile

Seychelles has no indigenous population and was first permanently settled by a small group of French planters, African slaves, and South Indians in 1770. Seychelles' modern population is composed of the descendants of French and later British settlers, Africans, and Indian, Chinese, and Middle Eastern traders and is concentrated on three of its 155 islands – the vast majority on Mahe and lesser numbers on Praslin and La Digue. Seychelles' population grew rapidly during the second half of the 20th century, largely due to natural increase, but the pace has slowed because of fertility decline. The total fertility rate dropped sharply from 4.0 children per woman in 1980 to 1.9 in 2015, mainly as a result of a family planning program, free education and health care, and increased female labor force participation. Life expectancy has increased steadily, but women on average live 9 years longer than men, a difference that is higher than that typical of developed countries.

The combination of reduced fertility and increased longevity has resulted in an aging population, which will put pressure on the government's provision of pensions and health care. Seychelles' sustained investment in social welfare services, such as free primary health care and education up to the post-secondary level, have enabled the country to achieve a high human development index score – among the highest in Africa. Despite some of its health and education indicators being nearly on par with Western countries, Seychelles has a high level of income inequality.

Age Structure



Population Distribution

