

*mco*  
~~Top Secret~~

[Redacted]

3.5(c)

[Redacted]



DIRECTORATE OF  
INTELLIGENCE

# MEMORANDUM

## *The Situation in Vietnam*

3.5(c)

[Redacted]

~~Top Secret~~  
120

24 January 1968

ARCHIVAL RECORD  
PLEASE RETURN TO  
AGENCY ARCHIVES, [Redacted]

3.5(c)

*22769D*

**Page Denied**

~~TOP SECRET~~

3.5(c)

Information as of 1600  
24 January 1968

3.5(c)

HIGHLIGHTS

In contrast to earlier efforts to underscore the reasonableness of the Communist position, Hanoi now seems unwilling to publicly elaborate on the issue of talks with the US.

I. The Military Situation in South Vietnam:  
North Vietnamese gunners fired a half-hour, 150-round heavy artillery barrage at Khe Sanh on 24 January (Paras. 1-2). A North Vietnamese prisoner

indicate that the Communists have brought heavy antiaircraft machine guns into the Khe Sanh area (Para. 3). Two major clashes between allied and Communist troops were reported in coastal Binh Dinh Province on 22-24 January (Paras. 4-6). Enemy forces attacked regional forces in Darlac and Binh Thuan provinces on 22 and 23 January (Para. 7). The weekly review of South Vietnam battle statistics (Para 8). (charts)

3.3(h)(2)

II. Political Developments in South Vietnam:  
President Thieu and Vice President Ky are apparently attempting to give the impression that they have reconciled their differences (Paras. 1-2). Several Lower House deputies may be planning to make proposals on the peace issue (Paras. 3-4).

III. Military Developments in North Vietnam:  
MIGs again make unusual flight in the southern part of the country (Paras. 1-3).

IV. Other Communist Military Developments:  
There is nothing of significance to report.

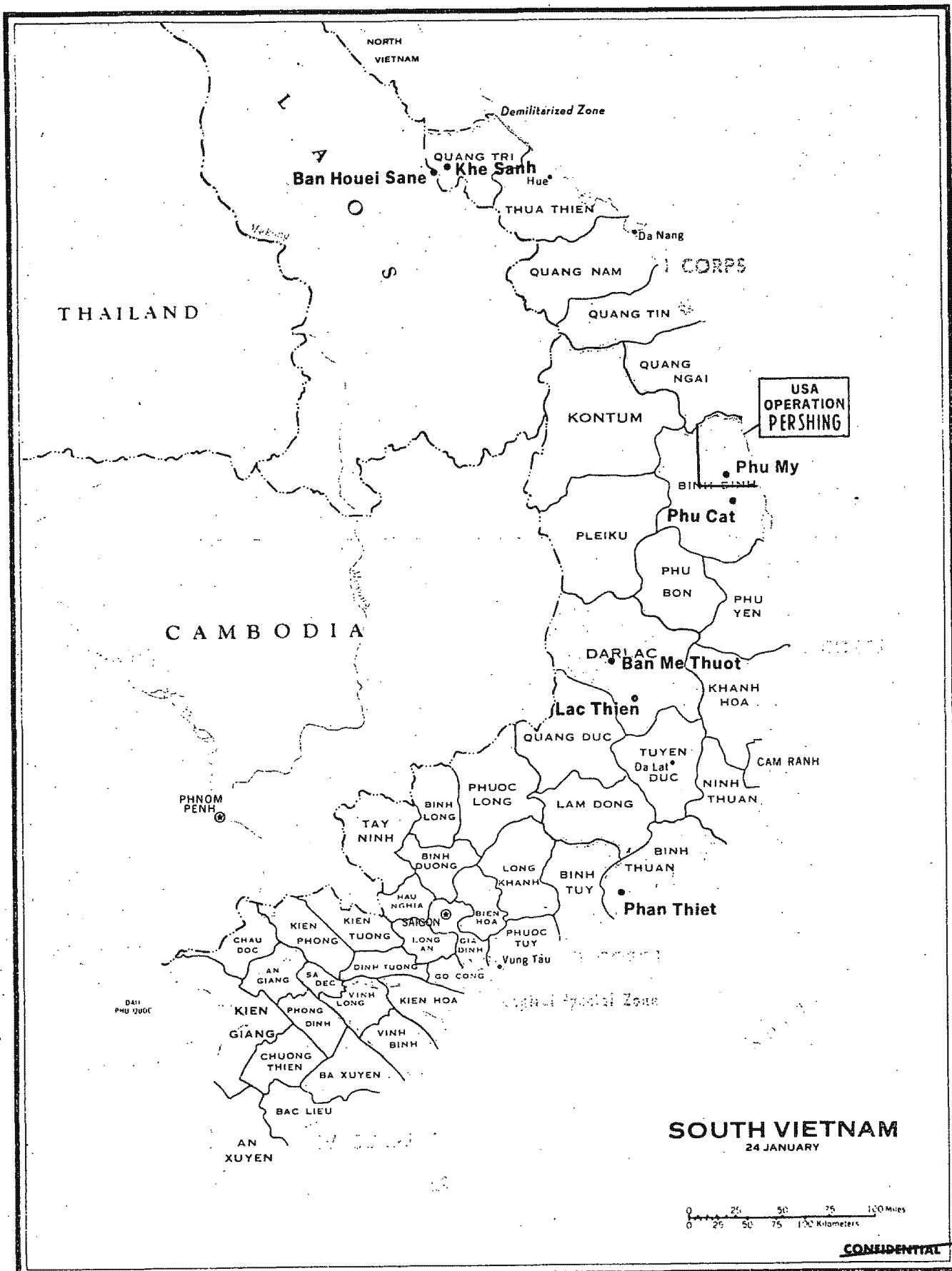
V. Communist Political Developments: Hanoi seems unwilling to go further in publicly elaborating its position concerning talks with the US (Paras. 1-4).

3.3(h)(2)

i

~~TOP SECRET~~

3.5(c)



59401 T-88 CIA

~~TOP SECRET~~ [REDACTED]

3.5(c)

I. MILITARY SITUATION IN SOUTH VIETNAM

1. North Vietnamese gunners fired 150 heavy artillery rounds into the main Khe Sanh base in the late afternoon on 24 January. There was no word of US casualties, but three Marines were wounded in the hills north of Khe Sanh where sporadic enemy shelling continues.

2. Marine patrols earlier on 24 January discovered that two outer rows of the barbed wire barrier surrounding the Khe Sanh strongpoint had been cut by enemy infiltrators and then replaced to indicate that they were undisturbed. Other US patrols and outposts along Route 9 west of Khe Sanh reported sighting extensive enemy troop movements. A battalion of Laotian Army troops which has been stationed at Ban Houei Sane on Route 9 just over the Laotian border were driven out of their positions by North Vietnamese troops on 24 January. Laotian officers at the Southern Laos Army Command at Savannakhet said that they assumed that the isolated Laotian battalion would withdraw into South Vietnam.

Enemy Antiaircraft Weapons

3. Further interrogation of the North Vietnamese who deserted at Khe Sanh on 20 January indicates that the Communists have brought 12.7-mm. antiaircraft machine guns into the area.

3.3(h)(2)

[REDACTED]

These weapons, which compare with the US 50-caliber machine gun, have probably accounted for most of the eight US aircraft which have been downed in the Khe Sanh area during the past week.

24 January 1968

I-1

~~TOP SECRET~~ [REDACTED]

3.5(c)

~~TOP SECRET~~ [REDACTED]

3.5(c)

Fighting in Binh Dinh Province

4. Two major clashes were reported during 22-24 January between allied forces and elements of the North Vietnamese Army 3rd Division along the central coastal region of Binh Dinh Province.

5. In the first of these actions, elements of the US 1st Air Cavalry Division in Operation PERSHING killed 128 Communist troops on 22 January some three miles east of Phu My district town. US losses during the eight-hour battle included four killed and 19 wounded. The enemy unit in contact was identified as the 95th Battalion, 2nd Viet Cong Regiment, 3rd North Vietnamese Division.

6. The second battle, involving six companies of the South Korean Capital Infantry Division and elements of the 9th Battalion, 18th Regiment, 3rd North Vietnamese Division, began early on 23 January approximately six miles southeast of Phu Cat district town. The battle, which apparently continued into the 24th, has thus far cost the Communists 125 killed and 78 weapons captured. South Korean casualties to date stand at four killed and eight wounded.

Enemy Pressure Against Regional Forces Increases

7. In II Corps Communist forces on 22 and 23 January inflicted heavy losses on South Vietnamese regional forces in Darlac and Binh Thuan provinces. In Darlac Province, the government's district headquarters at Lac Thien some 18 miles southeast of Ban Me Thuot was attacked and overrun on the 22nd. The defending regional forces company lost 41 killed and 40 wounded; 12 were missing. The district chief and the unit commander were among those listed as missing. In coastal Binh Thuan Province, an estimated two enemy companies inflicted losses of 33 killed, 32 wounded, and three missing on regional forces defending a New Life Hamlet near the provincial capital of Phan Thiet on the 23rd.

24 January 1968

I-2

~~TOP SECRET~~ [REDACTED]

3.5(c)

~~TOP SECRET~~Weekly Review of South Vietnam Battle Statistics

8. The week of 14-20 January compared with the week of 7-13 January:

I. Casualties

	<u>VC/NVA</u>		<u>US</u>	
	<u>7-13 Jan</u>	<u>14-20 Jan</u>	<u>7-13 Jan</u>	<u>14-20 Jan</u>
Killed	2,216	1,842	278	218
Wounded	--	--	1,323	1,796
Missing/ Captured	--	--	--	--
<b>TOTALS</b>	<b>2,216</b>	<b>1,842</b>	<b>1,601</b>	<b>2,014</b>

	<u>GVN</u>		<u>FREE WORLD</u>	
	<u>7-13 Jan</u>	<u>14-20 Jan</u>	<u>7-13 Jan</u>	<u>14-20 Jan</u>
Killed	257	198	0	19
Wounded	739	657	4	36
Missing/ Captured	105	65	--	0
<b>TOTALS</b>	<b>1,101</b>	<b>920</b>	<b>4</b>	<b>55</b>

24 January 1968

I-3

~~TOP SECRET~~

~~TOP SECRET~~

II. Viet Cong Incidents

	<u>7-13 Jan</u>	<u>14-20 Jan</u>
Attacks	107	48
Battalion or Larger . . . . .	4	2
Small Unit . . . . .	103	46
Harassment	345	354
Terrorism	29	49
Sabotage	69	44
Propaganda	11	5
Antiaircraft	<u>301</u>	<u>189</u>
TOTALS	862	689

III. Weapons Captured

	<u>VC/NVA</u>		<u>GVN</u>	
	<u>7-13 Jan</u>	<u>14-20 Jan</u>	<u>7-13 Jan</u>	<u>14-20 Jan</u>
Individual	501	Not	258	126
Crew-Served	<u>77</u>	Reported	<u>39</u>	<u>26</u>
TOTALS	578		297	152

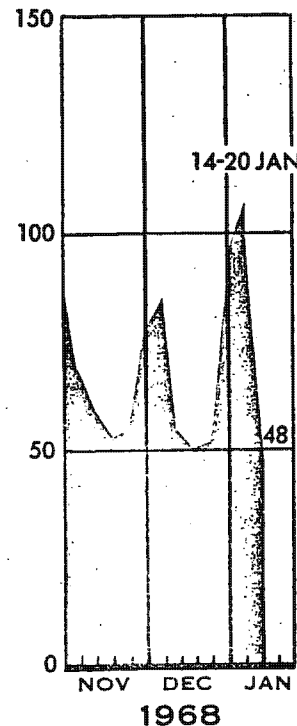
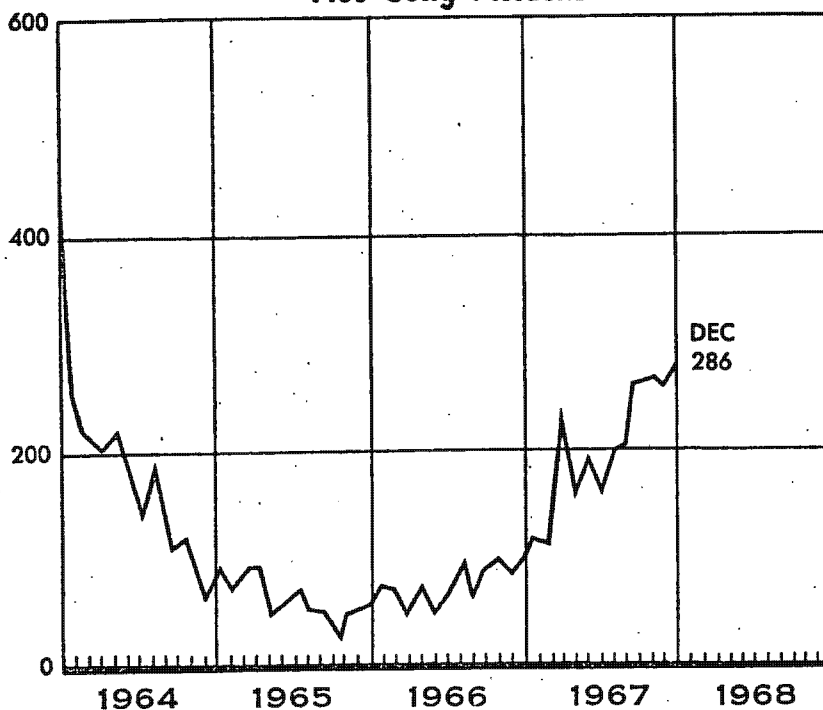
24 January 1968

~~TOP SECRET~~

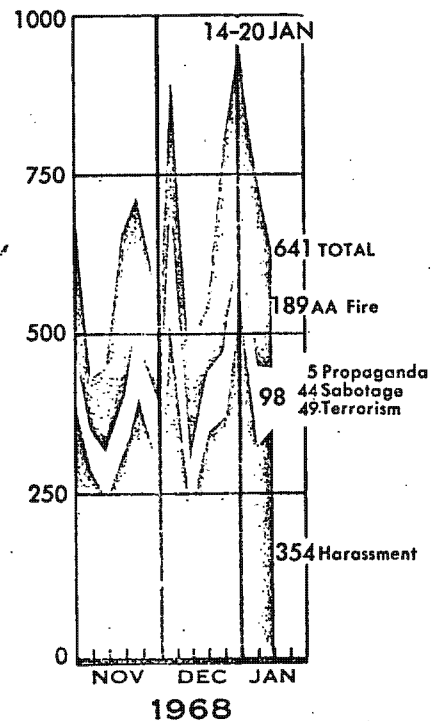
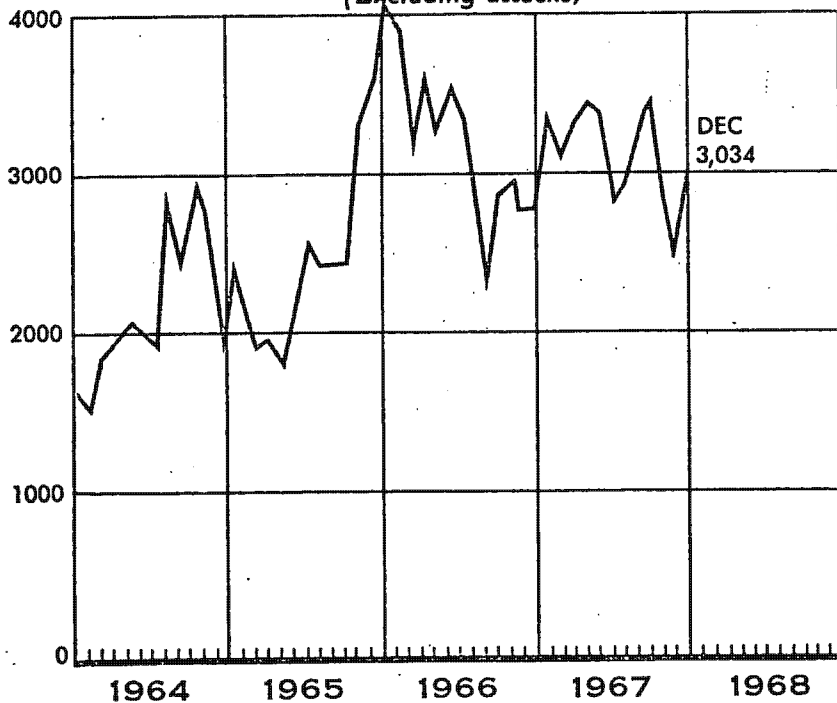


**SECRET**

### Viet Cong Attacks

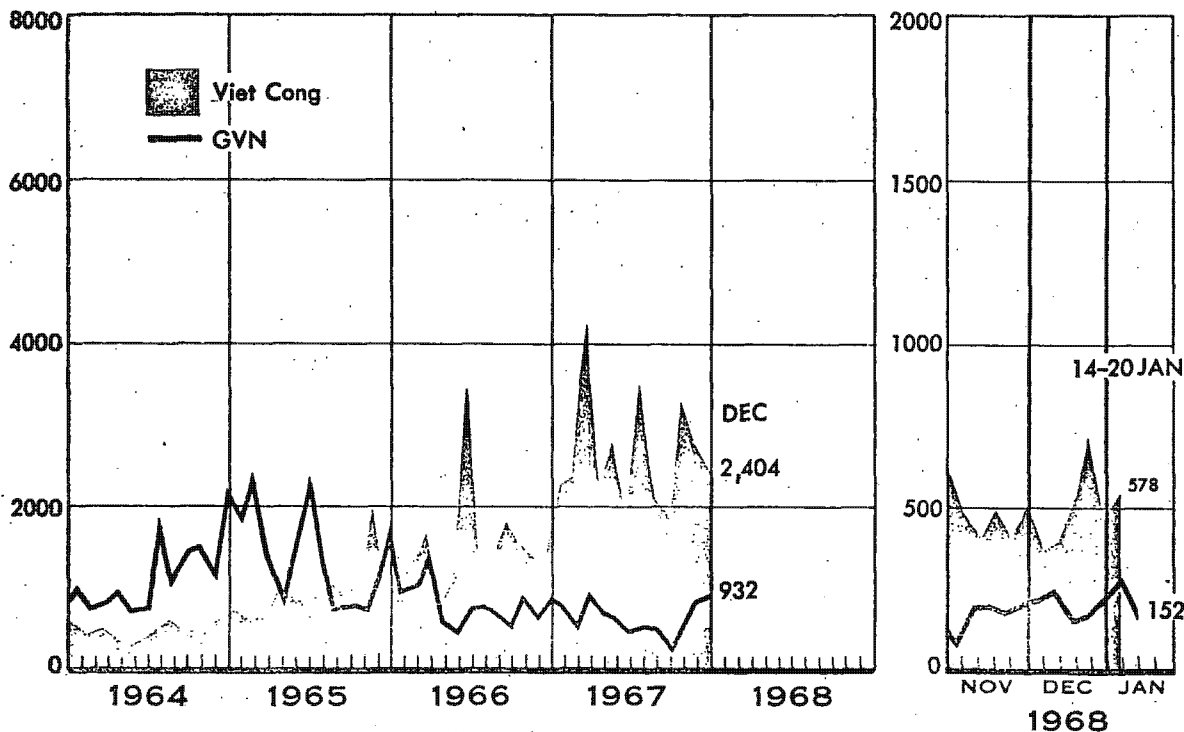


### Viet Cong Incidents (Excluding attacks)

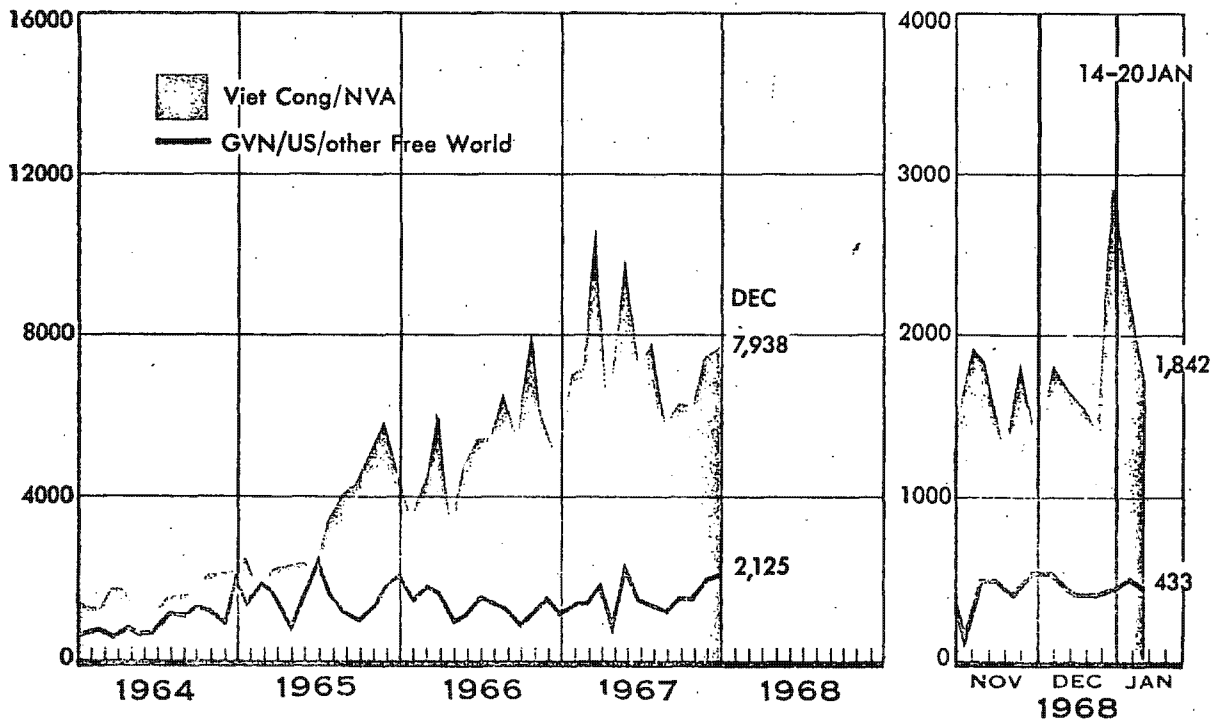


~~SECRET~~

### Weapons Losses



### Casualties (Killed only)\*

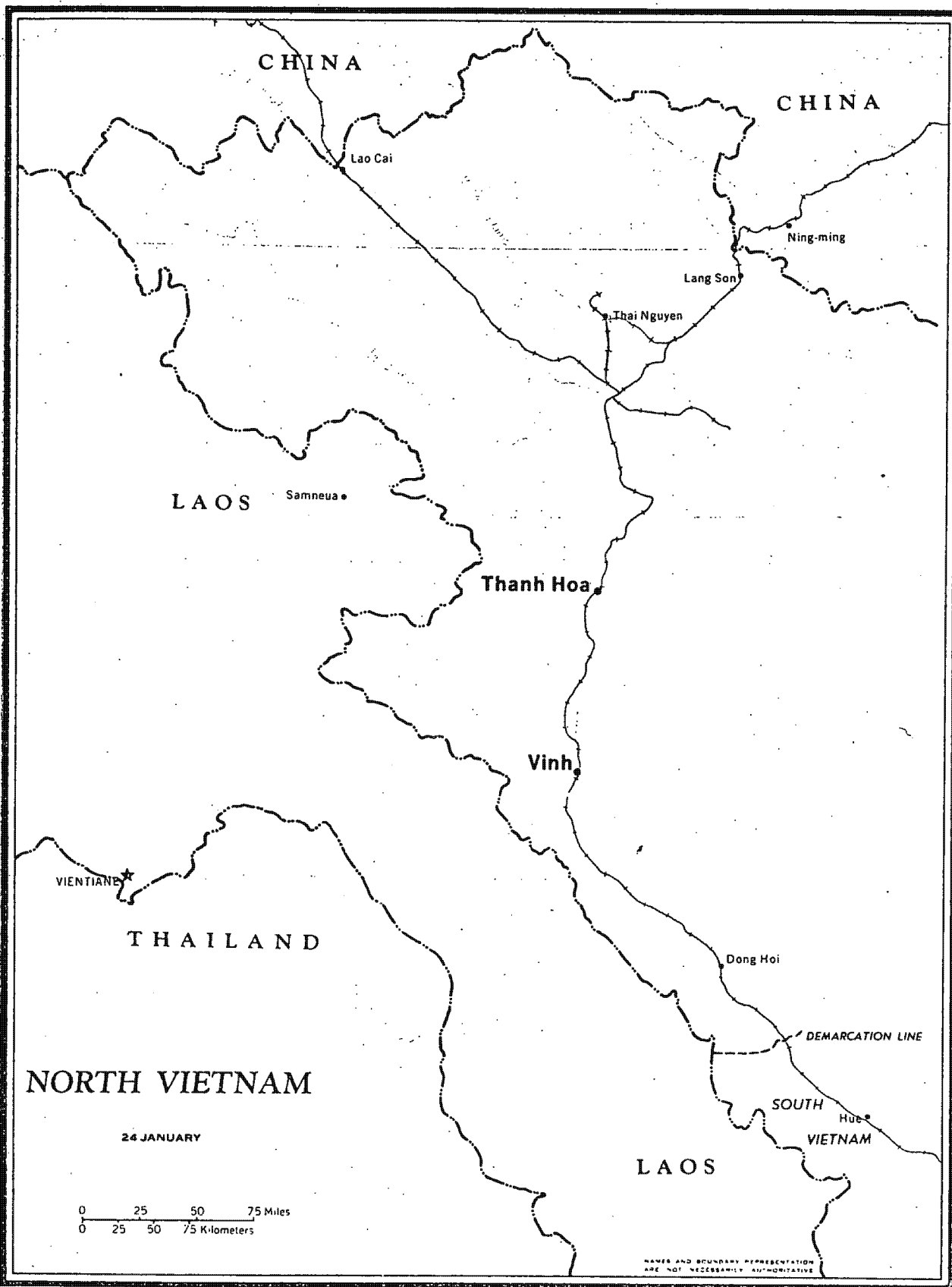


US Casualties to Date: Killed 16,677 Wounded 103,993 Captured 232 Missing 736

\*Due to a change in the reporting of personnel losses, from 12 February 1967 the weekly and monthly figures represent only personnel killed.

**Page Denied**

**Page Denied**



69396 1-68

~~TOP SECRET~~ [redacted]

3.5(c)

III. MILITARY DEVELOPMENTS IN NORTH VIETNAM

1. MIG fighters have again been noted in unusual flight operations in the southern portion of North Vietnam. [redacted]

[redacted] two MIG-21s made a round-trip flight between the Hanoi area and a point about 25 miles north of Vinh.

3.3(h)(2)

2. The flights marked the third time MIG-21s have flown to the Thanh Hoa - Vinh area this year.

3.3(h)(2)

3. The purpose of these extended flights is not known. MIG-21s based near Hanoi could fly brief defensive patrols between Thanh Hoa and Vinh or possibly complete a round-trip flight as far south as the Demilitarized Zone. Such missions would be severely limited in time available for combat. North Vietnam is not known to have an inflight refueling capability or operational jet airfields in its southern provinces.

24 January 1968

III-1

~~TOP SECRET~~ [redacted]

3.5(c)

~~TOP SECRET~~ [redacted]

IV. OTHER COMMUNIST MILITARY DEVELOPMENTS

1. There is nothing of significance to report.

24 January 1968

IV-1

[redacted]  
~~TOP SECRET~~ [redacted]

**Page Denied**



**Page Denied**

**SECRET**

3.5(c)

**South Vietnamese and Viet Cong Casualties and  
Weapons Losses: 1962 - 31 December 1967**

**I. General Statistical Data:**

Time Period	Viet Cong Incidents	Killed in Action		Wounded in Action		Captured or Missing		Total Casualties		Weapons Losses	
		GVN	VC	GVN	VC	GVN	VC	GVN	VC	GVN	VC
Jan 1962	1825	299	1294	475	212	116	390	890	1896	-	-
Jan 1963	927	453	1754	908	318	102	379	1463	2451	457	683
Jan 1964	1770	343	1223	913	-	555	240	1811	1463	917	532
Jan 1965	2206	904	2203	1938	-	471	565	3313	2768	1700	711
Jan 1966	3914	747	2648	1557	-	450	588	2754	3236	935	979
Jan 1967	3369	887	6064	2036	-	166	-	3089	--	738	2360
Feb 1962	1460	244	1205	300	316	124	353	668	1874	-	-
Feb 1963	788	379	1082	656	303	82	292	1117	1677	253	399
Feb 1964	2078	374	1055	916	-	303	289	1593	1344	708	471
Feb 1965	1982	880	1564	1840	-	1394	309	4114	1873	2454	620
Feb 1966	3100	1015	4727	2095	-	477	508	3587	5235	1076	1219
Feb 1967	3183	771	7341	2125	-	154	-	3050	--	532	2395
Mar 1962	1961	523	1456	737	551	140	523	1400	2530	-	-
Mar 1963	1282	410	1443	851	368	66	222	1327	2033	467	367
Mar 1964	2160	439	1456	1249	-	345	531	2033	1987	814	532
Mar 1965	2056	751	2022	1633	-	720	394	3104	2416	1442	698
Mar 1966	3670	938	5685	1961	-	466	604	3365	6289	1393	1632
Mar 1967	3379	1718	10313	2786	-	468	-	4372	10313	984	4215
Apr 1962	1933	387	1596	532	292	151	415	1070	2303	-	-
Apr 1963	1331	506	1660	878	256	96	388	1440	2304	797	468
Apr 1964	2284	594	1671	1584	-	398	245	2576	1916	990	424
Apr 1965	1860	591	1909	1650	-	232	529	2473	2438	757	973
Apr 1966	3190	573	2818	1522	-	121	483	2216	3301	594	829
Apr 1967	3494	935	6227	2490	-	134	-	3559	--	725	2118
May 1962	1825	390	1756	509	352	94	524	993	2632	-	-
May 1963	1208	435	1895	889	295	94	695	1418	2885	463	564
May 1964	2143	458	1135	987	-	202	242	1647	1377	723	281
May 1965	2263	1049	1975	2143	-	873	548	4065	2523	1701	831
May 1966	3566	661	4239	1454	-	196	652	2311	4891	493	1087
May 1967	3571	1026	9808	2830	-	148	-	4006	9808	646	2781
Jun 1962	1477	325	1666	613	413	77	441	1015	2520	-	-
Jun 1963	1311	389	1863	772	310	90	437	1251	2609	580	394
Jun 1964	2062	494	1005	1145	-	313	230	1952	1235	718	387
Jun 1965	2597	1211	2208	1920	-	1260	189	4391	2397	2387	793
Jun 1966	3359	860	4815	1800	-	183	752	2843	5567	735	3761
Jun 1967	2893	771	7354	2118	-	139	-	3028	7354	536	1979
Jul 1962	1564	384	1544	686	424	212	542	1282	2510	-	-
Jul 1963	1368	529	1918	1071	372	306	387	1906	2677	663	374
Jul 1964	3045	900	1427	1812	-	510	219	3222	1646	1889	447
Jul 1965	2520	1160	2980	1591	-	540	580	3425	3560	1375	882
Jul 1966	2844	862	5532	1638	-	242	414	2742	5946	744	1483
Jul 1967	3078	666	7923	1935	-	123	-	2724	7923	560	3508

S-1

**SECRET**

3.5(c)

**SECRET**

3.5(c)

Time Period	Viet Cong Incidents	Killed in Action		Wounded in Action		Captured or Missing		Total Casualties		Weapons Losses	
		GVN	VC	GVN	VC	GVN	VC	GVN	VC	GVN	VC
Aug 1962	1642	377	2271	626	367	63	669	1066	3307	-	-
Aug 1963	1349	411	1685	804	237	352	482	1567	2404	637	428
Aug 1964	2580	721	1449	1612	-	478	282	2811	1731	1106	619
Aug 1965	2498	808	3624	1945	-	287	606	3040	4230	705	1074
Aug 1966	2401	722	5857	1491	-	209	924	2422	6781	654	1298
Aug 1967	3271	852	5810	2282	-	131	-	3265	5810	521	2068
Sep 1962	1375	419	2218	646	365	59	446	1124	3029	-	-
Sep 1963	1763	672	1982	1155	234	566	347	2393	2563	878	389
Sep 1964	3091	819	1187	1759	-	737	230	3315	1417	1465	525
Sep 1965	2473	655	3485	1724	-	266	838	2645	4323	778	838
Sep 1966	2864	566	4447	1554	-	185	839	2305	5286	426	1580
Sep 1967	3757	740	6354	2416	-	103	-	3259	6354	444	1877
Oct 1962	1357	365	1967	619	286	64	373	1048	2626	-	-
Oct 1963	1422	428	1520	989	244	398	236	1815	2000	753	330
Oct 1964	2827	739	1617	1583	-	693	576	3015	2193	1510	482
Oct 1965	3330	961	3874	2416	-	225	660	3602	4534	762	1013
Oct 1966	2923	906	5665	2118	-	216	2438	3240	8103	851	1977
Oct 1967	3130	753	6272	2355	-	136	-	3244	6274	556	3303
Nov 1962	1311	410	1982	834	368	92	561	1336	2911	-	-
Nov 1963	3182	664	2333	1554	373	665	252	2883	2958	1595	455
Nov 1964	1982	574	1747	1404	-	410	570	2388	2317	1104	515
Nov 1965	3638	1034	5516	2056	-	520	592	3610	6108	1126	2164
Nov 1966	2778	804	5227	1933	-	200	816	2937	6043	650	1423
Nov 1967	2759	1112	7662	2981	-	281	-	4374	7662	865	2579
Dec 1962	1346	294	2203	618	289	78	463	990	2955	-	-
Dec 1963	1921	389	1440	961	191	320	190	1670	1821	724	546
Dec 1964	2504	1002	1813	2053	-	1092	503	4147	2316	2111	666
Dec 1965	4106	1239	4076	2262	-	926	516	4427	4592	1728	1158
Dec 1966	2837	815	3864	1851	-	338	701	3004	4565	830	1338
Dec 1967	3320	1249	7938	3095	-	356	-	4700	7938	932	2404

## Composite Annual Totals

Time Period	VC Incidents	KIA		WIA		Captured or Missing		Total Casualties		Weapons Losses	
		GVN	VC	GVN	VC	GVN	VC	GVN	VC	GVN	VC
1962	19076	4417	21158	7195	4235	1270	5700	12882	31093	5195	404
1963	17852	5665	20575	11488	3501	3137	4307	20290	28383	8267	539
1964	28526	7457	16785	17017	-	6036	4157	30510	20942	14055	588
1965	31529	11243	35436	23118	-	7848	6326	42209	41762	16915	1175
1966	37446	9469	55524	20974	-	3283	9719	33726	65243	9381	1860
**1967	39141	10880	88104	29449	-	2349	-	42668	-	8039	3119

\*Monthly data unavailable for 1962 Weapons Losses.

\*\*Through 31 December 1967

S-2

**SECRET**

3.5(c)

**SECRET**

3.5(c)

## 2. Viet Cong Incidents: 1962 - 31 December 1967

Time Period	Viet Cong Incidents	A T T A C K S			Harassment & Terrorism	Sabotage	Propaganda	Anti-Aircraft	
		Small Unit	Bn. Size or Larger	Total					
	1962	1825	549	0	549	839	180	257	-
Jan	1963	927	250	2	252	447	49	179	-
	1964	1770	220	3	223	1244	129	174	-
	1965	2206	62	1	63	1489	272	170	212
	1966	3914	65	5	70	2490	312	299	743
	1967	3369	141	1	142	1772	70	128	1257
	1962	1460	500	0	500	613	137	210	-
Feb	1963	788	194	1	195	433	69	91	-
	1964	2078	214	3	217	1389	210	271	-
	1965	1982	79	3	82	1411	267	91	131
	1966	3100	60	9	69	1829	201	172	829
	1967	3183	115	2	117	1499	39	76	1452
	1962	1961	588	0	588	660	290	423	-
Mar	1963	1282	344	0	344	653	131	154	-
	1964	2160	202	1	203	1632	158	167	-
	1965	2056	83	3	86	1476	240	90	164
	1966	3670	42	10	52	2332	212	154	920
	1967	3379	212	7	219	1844	50	45	1221
	1962	1933	497	0	497	1024	220	192	-
Apr	1963	1331	380	3	383	688	105	155	-
	1964	2284	217	3	220	1738	169	157	-
	1965	1860	39	4	43	1407	149	96	165
	1966	3190	68	9	77	2238	252	110	513
	1967	3494	155	7	162	1992	67	109	1164
	1962	1825	518	0	528	892	154	251	-
May	1963	1208	357	0	357	608	93	150	-
	1964	2143	173	2	175	418	217	140	193
	1965	2263	47	11	58	1558	365	115	170
	1966	3566	46	7	53	2552	295	106	560
	1967	3571	189	4	193	1985	74	59	1260
	1962	1477	362	0	362	736	157	222	-
Jun	1963	1311	409	1	410	652	107	142	-
	1964	2062	138	2	140	1390	176	162	194
	1965	2597	63	6	69	1784	469	103	172
	1966	3359	57	11	68	2382	211	110	588
	1967	2893	166	2	168	1557	72	44	1052
	1962	1564	447	1	448	735	158	223	-
Jul	1963	1368	416	1	407	698	80	183	-
	1964	3045	178	7	185	2132	286	224	218
	1965	2520	42	6	48	1706	400	154	212
	1966	2844	91	0	91	1906	200	86	561
	1967	3078	188	9	197	1739	141	61	940

S-3

**SECRET**

3.5(c)

~~SECRET~~

3.5(c)

Time Period	Viet Cong Incidents	A T T A C K S			Harassment & Terrorism	Sabotage	Propaganda	Anti-Aircraft	
		Small Unit	Bn. Size or Larger	Total					
Aug	1962	1642	378	0	378	885	146	233	-
	1963	1349	367	1	368	647	113	221	-
	1964	2580	110	3	113	1775	315	173	204
	1965	2498	47	5	52	1597	349	200	300
	1966	2401	59	5	64	1752	113	87	385
	1967	3271	203	1	204	1653	145	96	1173
	Sep	1962	1375	391	0	391	624	178	182
1963		1763	500	3	503	889	164	207	-
1964		3091	114	4	118	1938	482	178	375
1965		2473	26	5	31	1530	278	185	449
1966		2864	84	2	86	1972	90	115	601
1967		3757	255	5	260	2148	206	65	1078
Oct		1962	1357	418	1	419	583	189	166
	1963	1422	365	0	365	802	105	150	-
	1964	2827	77	6	83	1790	480	197	277
	1965	3330	32	12	44	1969	415	198	704
	1966	2923	119	2	121	1749	103	81	869
	1967	3130	262	2	264	1684	149	41	992
	Nov	1962	1311	418	3	421	614	144	132
1963		3182	642	3	645	1990	269	278	-
1964		1982	59	1	60	1391	247	109	175
1965		3638	42	10	52	2234	486	255	611
1966		2778	84	2	86	1701	125	72	794
1967		2759	256	7	263	1500	201	36	759
Dec		1962	1346	383	1	384	670	107	185
	1963	1921	261	0	261	1298	111	251	-
	1964	2504	90	6	96	1719	318	128	243
	1965	4106	50	7	57	2572	442	317	718
	1966	2837	97	4	101	1761	98	112	765
	1967	3320	277	9	286	1822	229	41	942

## Composite Annual Totals

1962	19076	5459	6	5465	8875	2060	2676	No I
1963	17852	4475	15	4490	9805	1396	2161	No I
1964	28526	1792	41	1833	19556	3178	20080	1879
1965	31529	612	73	685	20730	4132	1974	4008
1966	37446	872	66	938	24664	2212	1504	8128
*1967	39141	2419	56	2475	21132	1443	801	13290

\*Through 31 December 1967

S-4

~~SECRET~~

3.5(c)