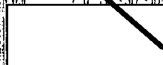


~~Secret~~



APPROVED FOR RELEASE  
DATE: SEP 2005

(b) (1)  
(b) (3)

# Intelligence Handbook


*Communist Aid to Less Developed  
Countries of the Free World, 1976*

ARCHIVAL RECORD  
PLEASE RETURN TO  
AGENCY ARCHIVES, 

~~Secret~~

EX 77-10138  
April 1977

Copy No 600




**Communist Economic and Military Agreements  
Concluded with the Less Developed Countries, 1976**

 Economic
  Military
  Economic and Military

Note: Iran, Iraq and Peru concluded the largest military agreements and Algeria, Syria, and Turkey the largest economic agreements.

1. Also included Yugoslavia, North Korea, and Cuba.



Arctic Ocean

North

Pacific

Ocean

Philippines

Sri Lanka

Indian

Ocean

South

Atlantic


Ocean

See Times and Provinces

### Communist Deliveries to Less Developed Countries, 1954-76

Military Goods

Economic Aid



19.6

Billion US \$

10.7

#### For Military Goods


- \$2.2 billion was paid in cash
- \$3.7 billion was grant aid
- \$3.0 billion of principal debt was repaid
- \$10.7 billion of debt is still outstanding

#### For Economic Aid


- \$1.0 billion was grant aid
- \$2.7 billion of principal debt was repaid
- \$7.0 billion of debt is still outstanding

SECRET

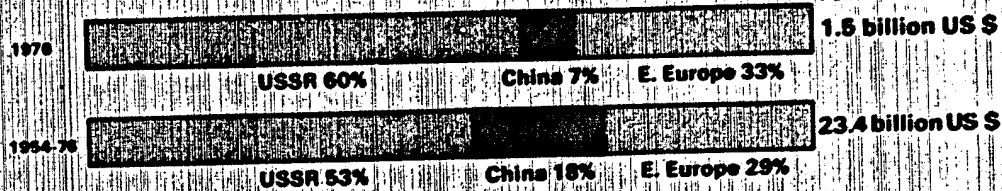
**In 1976 Communist deliveries to LDCs increased, following the drop in 1975**




**Communist agreements with LDCs declined slightly in 1976**



**The USSR extended the largest share of economic aid under new Communist agreements**



**The USSR was also the largest Communist military supplier under agreements signed**



1. Including cash sales

572403 377

Table 1

## Communist Economic and Military Deliveries to Less Developed Countries

Million US \$

	Under Military Agreements <sup>1</sup>				Under Economic Aid <sup>2</sup>			
	Total	USSR	Eastern Europe	China	Total	USSR	Eastern Europe	China
Total <sup>3</sup>	19,026	17,224	1,760	642	10,706	6,558	2,190	1,949
1954-66 <sup>4</sup>	4,364	3,589	653	122	3,146	2,246	555	345
					530	311	117	101
					504	310	124	70
					526	353	102	71
					588	385	132	72
					795	440	166	189
					827	429	142	257
					869	491	177	231
					1,113	689	186	239
					824	484	198	142
					953	422	300	231

<sup>1</sup> An additional \$747 million was delivered by Yugoslavia (\$504 million), Cuba (\$150 million), North Korea (\$93 million) and North Vietnam (Negl.)

<sup>2</sup> An additional estimated \$600 million was delivered by other Communist countries.

<sup>3</sup> Because of rounding, components may not add to totals shown.

<sup>4</sup> The first military deliveries were in 1955.

Table 2

Communist Military and Economic Agreements <sup>1</sup> with Less Developed Countries

Million US \$

	Military Agreements Signed <sup>1</sup>				Economic Aid Extended			
	Total	USSR	Eastern Europe	China	Total	USSR	Eastern Europe	China
Total <sup>2</sup>	23,687 <sup>3</sup>	20,990	1,845	749	23,380 <sup>4</sup>	12,281	6,895	4,205
1954-66 <sup>5</sup>	5,359	4,513	665	181	8,311	5,366	2,033	913
					480	299	132	50
					662	379	220	63
					894	476	401	16
					1,127	200	196	731
					2,172	1,126	484	563
					2,176	654	915	607
					1,870	709	587	574
					1,978	807	893	278
					2,175	1,350	521	303
					1,536	915	513	108

<sup>1</sup> Includes all agreements for military supplies provided for cash, under credit arrangements, and as grants.

<sup>2</sup> Because of rounding, components may not add to totals shown.

<sup>3</sup> An additional \$856 million has been provided by Yugoslavia (\$627 million), Cuba (\$150 million), North Korea (\$109 million) and North Vietnam (Negl.)

<sup>4</sup> An additional estimated \$700 million was extended by other Communist countries.

<sup>5</sup> The first military agreement was signed in 1955.

Note: Military agreements and deliveries are based on Soviet trade prices that usually are quoted in rubles. The data for 1972 and later were revised in 1976 to reflect new prices for some categories of Soviet equipment. The values for 1973-1976 are adjusted for the change in the dollar value of the ruble used in foreign trade transactions.

Table 3

**Commercial Military and Economic Agreements Concluded with Less Developed Countries 1978**  
 Million US \$

	Military Agreements Signed <sup>1</sup>				Economic Aid Extended			
	Total	USSR	Eastern Europe	China	Total	USSR	Eastern Europe	China
<b>Total<sup>2</sup></b>	<b>2,762</b>	<b>2,551</b>	<b>90</b>	<b>121</b>	<b>1,535.6</b>	<b>915.2</b>	<b>512.9</b>	<b>107.5</b>
					589.1	416.4	76.4	76.3
					290.0	290.0	.....	.....
					20.5	10.5	10.0	.....
					(*)	.....	(*)	.....
					(*)	.....	.....	(*)
					0.1	0.1	.....	(*)
					(*)	.....	.....	(*)
					.....	.....	.....	.....
					0.7	.....	.....	0.7
					.....	.....	.....	.....
					.....	.....	.....	.....
					13.4	13.4	.....	.....
					21.8	1.0	0.2	20.6
					.....	.....	.....	.....
					(*)	.....	(*)	.....
					43.5	42.5	1.0	.....
					.....	.....	.....	.....
					(*)	(*)	.....	.....
					35.0	.....	35.0	.....
					3.5	3.5	.....	.....
					27.5	.....	.....	27.5
					.....	.....	.....	.....
					85.6	55.4	30.2	.....
					.....	.....	.....	.....
					27.5	.....	.....	27.5
					<b>788.8</b>	<b>426.8</b>	<b>200.0</b>	<b>38.0</b>
					.....	.....	.....	.....
					5.0	.....	5.0	.....
					(*)	.....	(*)	.....
					.....	.....	.....	.....
					45.0	.....	45.0	.....
					150.0	150.0	(*)	.....
					25.0	25.0	(*)	.....
					(*)	(*)	.....	.....
					27.0	.....	.....	27.0
					10.0	.....	10.0	.....
					23.8	23.8	.....	.....
					3.0	.....	.....	3.0
					300.0	300.0 <sup>4</sup>	.....	.....
					200.0	.....	200.0	.....
					4.5	.....	4.5	(*)
					4.5	.....	4.5	.....
					.....	.....	.....	(*)

Footnotes at end of table.

~~SECRET~~

Table 3 (Continued)

Communist Military and Economic Agreements Concluded with Less Developed Countries 1978

Million US \$

Military Agreements Signed <sup>1</sup>				Economic Aid Extended			
Total	USSR	Eastern Europe	China	Total	USSR	Eastern Europe	China
				173.2	(?)	172.0	1.2
				.....	(?)	(?)	.....
				100.0	.....	100.0	.....
				55.0	.....	55.0	.....
				.....	.....	.....	.....
				1.2	.....	.....	1.2
				12.0	(?)	12.0	.....
				(?)	(?)	.....	.....
				5.0	.....	5.0	.....
				(?)	(?)	.....	.....

<sup>1</sup> Includes all agreements for military supplies provided for cash, under credit agreements, and as grants. Values of military agreements are Soviet trade prices.

<sup>2</sup> Other Communist countries concluded agreements totaling \$115 million for military and \$37.5 million for economic aid. See tables 4 and 11 for further details.

<sup>3</sup> Value of agreement was less than \$500,000.

<sup>4</sup> Agreement signed, but neither the value of the agreement nor the kinds of assistance to be provided are known.

<sup>5</sup> An open-ended agreement with no limit specified for the amount of credits to be extended.

<sup>6</sup> Estimated.

<sup>7</sup> Trade credit, value not known.

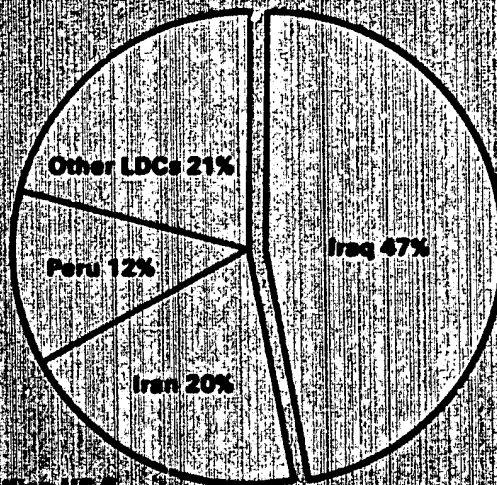


MILITARY

**Egypt and Syria were the major  
Communist arms clients in 1965-72**



**Iraq was the major client in 1976**



**Agreements 2.8 billion US \$**

37208 277


~~SECRET~~

Table 4

Communist Military Agreements Signed with Less Developed Countries:  
1970

Million US \$

	Eastern Europe									
	Total	USSR	Total	Bulgaria	Czecho- slovakia	East Germany	Hungary	Poland	Romania	China
Total	2,762*	2,551	99	9	10	(?)	54	10	4	121



~~SECRET~~

Table 4 (Continued)

Communist Military Agreements Signed with Less Developed Countries  
1975

Million US \$

---

~~SECRET~~

No Page 12

on original






Table 3

~~SECRET~~

Table 6

Communist Military Agreements with Less Developed Countries, by Recipient, 1955-76

Million US \$

Recipient and Month and Year Signed	Communist Signatory	Total Value of Agreements <sup>a</sup>	Cash Payments <sup>a</sup>	Amount of Aid		
				Total	Credits	Grants or Discounts <sup>a</sup>
Total		23,887	2,703	20,984	18,518	4,466
Afghanistan		632	5	677	229	443
Algeria		562	50	512	621	191
Angola		171	...	171	1	170
Bangladesh		45	...	45	30	6
Benin		5	...	5	3	2
Botswana		(b)	...	(b)	...	(b)

Footnotes at end of table

15  
~~SECRET~~



~~SECRET~~

Table 8 (Continued)

Communist Military Agreements with Less Developed Countries, by Recipient, 1955-76

Million US \$

Recipient and Month and Year Signed	Communist Signatory	Total Value of Agreements <sup>1</sup>	Cash Payments <sup>1</sup>	Amount of Aid		
				Total	Credits	Grants or Discounts <sup>2</sup>
Burma		1	(0)	1	1	....
Burundi		5	1	5	....	5
Cambodia		37 <sup>10</sup>	...	37	5	32
Cameroon		5	...	5	...	5
Central African Empire		13	(0)	13	11	1
Chad		7	...	7	...	7
Colombia		1	...	1	1	....
Congo		75	1	75	56	16

Footnotes at end of table

16  
~~SECRET~~

~~SECRET~~

Table 6 (Continued)

Communist Military Agreements with Less Developed Countries, by Recipient, 1955-76

Million US \$

Recipient and Month and Year Signed	Communist Signatory	Total Value of Agreements	Cash Payments	Amount of Aid		
				Total	Credits	Grants or Discounts
Congo (Continued)						
Cyprus		211	2	10	10	9
Egypt		4,421	210	4,211	2,530	1,681

Footnotes at end of table

17  
~~SECRET~~

~~SECRET~~

Table 5 (Continued)

Communist Military Agreements with Less Developed Countries, by Recipient, 1955-76

Million US \$

Recipient and Month and Year Signed	Communist Signatory	Total Value of Agreements <sup>1</sup>	Cash Payments <sup>2</sup>	Amount of Aid		
				Total	Credits	Grants or Discounts <sup>3</sup>
Egypt (Continued)						
		6	4	2	2	(0)
Equatorial Guinea						
		6	2	5	....	5
Ethiopia						
		(0)	....	(0)	....	(0)
Gabon						
		1	....	1	....	1
Gambia						
		19	1	18	12	0
Ghana						
		5	0	....	....	....
Greece						
		63	....	67	44	81
Guinea						

Footnotes at end of table.

18  
~~SECRET~~



~~SECRET~~

Table 6 (Continued)

Communist Military Agreements with Less Developed Countries, by Recipient, 1955-76

Million US \$

Recipient and Month and Year Signed	Communist Signatory	Total Value of Agreements	Cash Payments	Amount of Aid		
				Total	Credits	Grants or Discounts
India (Continued)						
		1,118	31	1,087	889	218
Indonesia						
		1,372	2	1,370	1,370	---
Iran						

Footnotes at end of table.

20  
~~SECRET~~

~~SECRET~~

Table 6 (Continued)

Communist Military Agreements with Less Developed Countries by Recipient, 1955-76

Million US \$

Recipient and Month and Year Signed	Communist Signatory	Total Value of Agreements	Cash Payments	Amount of Aid		
				Total	Credits	Grants or Discounts
Iraq		4,183	178	4,015	3,420	595

Footnotes at end of table.

21  
~~SECRET~~

~~SECRET~~

Table 8 (Continued)

Communist Military Agreements with Less Developed Countries, by Recipient, 1955-76

Million US \$

Recipient and Month and Year Signed	Communist Signatory	Total Value of Agreements <sup>1</sup>	Cash Payments <sup>2</sup>	Amount of Aid		
				Total	Credits	Grants or Discounts <sup>3</sup>
Iraq (Continued)						
		11	3	8	8	---
Lebanon						
		1,466	1,466	---	---	---
Libya						
		0	---	6	5	1
Madagascar						
		( <sup>4</sup> )	---	( <sup>4</sup> )	---	---
Maldives Islands						
		36	1	35	29	6
Mali						

Footnotes at end of table.

~~SECRET~~

~~SECRET~~

Table 6 (Continued)

Communist Military Agreements with Less Developed Countries, by Recipient, 1955-76

Million US \$

Recipient and Month and Year Signed	Communist Signatory	Total Value of Agreements	Cash Payments	Amount of Aid		Grants or Discounts
				Total	Credits	
Mali (Continued)						
Mauritania		4	4	4	4	
Morocco		96		96	83	13
Mozambique		56	2	54	54	(*)
Nepal						
Nigeria		113	104	9	9	
North Yemen		153 <sup>10</sup>	4	148	16	132

Footnotes at end of table.



~~SECRET~~

Table 9 (Continued)

Communist Military Agreements with Less Developed Countries, by Recipient, 1955-76

Million US \$

Recipient and Month and Year Signed	Communist Signatory	Total Value of Agreements	Cash Payments	Amount of Aid		
				Total	Credits	Grants or Discounts <sup>1</sup>
North Yemen (Continued)						
		590	40	550	360	190
Pakistan						
		545	...	545	545	...
Peru						

Footnotes at end of table.

~~SECRET~~

Table B (Continued)

Communist Military Agreements with Less Developed Countries, by Recipient, 1963-76

Million US \$

Recipient and Month and Year Signed	Communist Signatory	Total Value of Agreements <sup>1</sup>	Cash Payments <sup>2</sup>	Amount of Aid		
				Total	Credits	Grants or Discounts <sup>3</sup>
Rwanda		1	....	1	....	1
Sierra Leone		3	(4)	3	....	3
Somalia		307	....	307	188	119
South Korea		(5)	(6)	....	....	....
South Yemen		817	....	817	504	13
Sri Lanka		28	....	28	(7)	28
Sudan		106	15	94	84	10
Syria		3,039	180	3,770	3,388	414

Footnotes at end of table

25  
~~SECRET~~




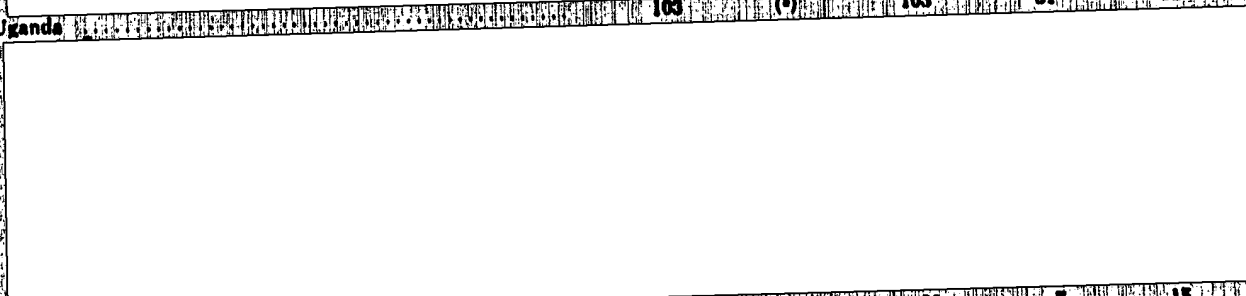



~~SECRET~~

Table 6 (Continued)

Communist Military Agreements with Less Developed Countries, by Recipient, 1953-76

Million US \$

Recipient and Month and Year Signed	Communist Signatory	Total Value of Agreements <sup>1</sup>	Cash Payments <sup>2</sup>	Amount of Aid		
				Total	Credits	Grants or Discounts <sup>3</sup>
Tanzania		165	---	165	138	33
						
Togo		6	---	6	---	6
						
Tunisia		7	---	7	---	7
						
Uganda		103	(9)	103	81	33
						
Zaire		28	(9)	28	7	18
						

Footnotes at end of table

~~SECRET~~

Table 6 (Continued)

Communist Military Agreements with Less Developed Countries, by Recipient, 1955-76

Million US \$

Recipient and Month and Year Signed	Communist Signatory	Total Value of Agreements	Cash Payments <sup>1</sup>	Amount of Aid		
				Total	Credits	Grants or Discounts <sup>2</sup>
Zambia		18	5	13	9	4

<sup>1</sup> When actual agreement values are not reported, minimum totals are derived by costing (at list prices) the equipment ordered under the agreement, where equipment details are lacking, agreement value estimates are based on available information on the magnitude of the contract. Values of military agreements are Soviet trade prices (shown in current US dollars), or US costs of production when Soviet trade prices are unavailable. The estimated value does not include credits for construction of military installations and airfields, which in some cases may be carried under economic assistance agreements. The values for most agreements signed in 1972 and later were revised in 1976 to reflect new price information and the changed dollar value of the foreign trade ruble.

<sup>2</sup> Cash payments include downpayments required at contract signing or cash for commercial sales. These numbers are minimum estimates. Since October, 1973, an unknown portion of Middle Eastern arms supplies are being financed by Arab oil producers.

<sup>3</sup> Discounts are listed as the equivalent of grant aid. The amounts are estimated.

<sup>4</sup> Afghanistan has also received credits valued at nearly \$24 million from the USSR for construction of airfields.

<sup>5</sup> The value of the equipment is believed to be less than \$500,000.

<sup>6</sup> Excludes arms provided the Algerian rebel government prior to independence.

<sup>7</sup> Minimum estimate.

<sup>8</sup> Agreement signed, but neither the value of the agreement, nor the kinds of assistance to be provided are known.

<sup>9</sup> Excluded are more than \$9 million worth of Chinese ground force ordnance and other military equipment received by Cambodia from December 1966 to July 1969, as a "cut" for handling transshipment of arms to the NVA/VC through Sihanoukville. Cambodia also received economic aid of \$1.3 million from Czechoslovakia for the construction of an ammunition plant.

<sup>10</sup> Excludes \$8 million in Soviet aid that is not expected to be drawn.

<sup>11</sup> Libya and Algeria may have paid \$150 million in cash to the USSR for arms provided during the October 1973 Arab-Israeli War on both Egyptian and Syrian account.

<sup>12</sup> These may have been cash sales.

<sup>13</sup> Ghana also received credits valued at \$13 million for construction of an ammunition plant and an airfield from Czechoslovakia and the USSR, respectively.

<sup>14</sup> Agreement for MIG-21 FL production in India is dated at the time a license for manufacture was issued. The credit portion covers license and imports of jigs, tools, and fixtures; the downpayment portion covers imports of aircraft components and raw materials for assembly and production. The value of agreement for production of Atoll air-to-air missiles has not been ascertained.

<sup>15</sup> Agreement for MIG-21 M production in India is dated at the time a license for manufacture was issued.

<sup>16</sup> North Yemen also received \$5 million from the USSR for the construction of an airfield.

~~SECRET~~

Table 7

Communist Military Agreements with Less Developed Countries,<sup>a</sup>  
1955-76

Million US \$

	Agreements Signed				Equipment Delivered			
	Total	USSR	Eastern Europe	China	Total	USSR	Eastern Europe	China
<b>Total</b>	<b>23,687<sup>a</sup></b>	<b>20,990</b>	<b>1,948</b>	<b>749</b>	<b>10,626</b>	<b>17,224</b>	<b>1,760</b>	<b>642</b>
<b>Africa<sup>b</sup></b>	<b>3,757</b>	<b>3,344</b>	<b>223</b>	<b>185</b>	<b>2,969</b>	<b>2,590</b>	<b>213</b>	<b>166</b>
Algeria	962	845	5	12	552	535	5	12
Angola	171	170	1		189	189	( <sup>c</sup> )	
Benin	5	5	( <sup>c</sup> )		1	1	( <sup>c</sup> )	
Botswana	( <sup>c</sup> )			( <sup>c</sup> )	( <sup>c</sup> )			( <sup>c</sup> )
Burundi	3	( <sup>c</sup> )	1	2	3	( <sup>c</sup> )	1	2
Cameroon	5	( <sup>c</sup> )		5	5	( <sup>c</sup> )		5
Central African Empire	13	8		5	3	3		
Chad	7	7			5	5		
Congo	73	62	1	10	20	11	( <sup>c</sup> )	9
Equatorial Guinea	6	6		( <sup>c</sup> )	6	6		( <sup>c</sup> )
Ethiopia	6	3		9	3	3		
Gabon	( <sup>c</sup> )		( <sup>c</sup> )	( <sup>c</sup> )	( <sup>c</sup> )		( <sup>c</sup> )	( <sup>c</sup> )
Gambia	1	( <sup>c</sup> )		1	1			1
Ghana	19	10	8	1	19	10	8	1
Guinea	68	58	2	8	65	55	2	8
Guinea-Bissau	3	3			3	3		
Libya	1,466	1,325	141		1,251	1,119	132 <sup>e</sup>	
Madagascar	8	2	4	( <sup>c</sup> )	6	2	4	( <sup>c</sup> )
Maldive Islands	( <sup>c</sup> )	( <sup>c</sup> )			( <sup>c</sup> )	( <sup>c</sup> )		
Mali	36	33		1	30	29		1
Mauritania	4		4		1		1	
Morocco	96	74	22		51	29	22	
Mozambique	56	51		5	25	20		5
Nigeria	113	101	12		90	78	12	
Rwanda	1			1	1			1
Sierra Leone	3	( <sup>c</sup> )	( <sup>c</sup> )	3	3	( <sup>c</sup> )	( <sup>c</sup> )	3
Somalia	307	306			278	277	( <sup>c</sup> )	1
Sudan	106	87	11	8	101	84	10	7
Tanzania	165	76	9	80	117	30	9	78
Togo	6			6	1			1
Tunisia	7			7	5			5
Uganda	103	96	7	( <sup>c</sup> )	94	87	7	( <sup>c</sup> )
Zaire	22		( <sup>c</sup> )	22	22	( <sup>c</sup> )		22
Zambia	15	14		4	18	14		4
<b>East Asia</b>	<b>1,156</b>	<b>890</b>	<b>222</b>	<b>44</b>	<b>1,147</b>	<b>864</b>	<b>219</b>	<b>44</b>
Burma		( <sup>c</sup> )	1	( <sup>c</sup> )	1	( <sup>c</sup> )	1	( <sup>c</sup> )
Cambodia	37	12	2	23	37	12	2	23
Indonesia	1,118	878	219	21	1,109	872	216	21
South Korea	( <sup>c</sup> )		( <sup>c</sup> )					
<b>Latin America</b>	<b>546</b>	<b>545</b>	<b>1</b>	<b></b>	<b>171</b>	<b>170</b>	<b>1</b>	<b></b>
Columbia	1		1		1		1	
Haiti	( <sup>c</sup> )		( <sup>c</sup> )		( <sup>c</sup> )		( <sup>c</sup> )	
Honduras	( <sup>c</sup> )		( <sup>c</sup> )				( <sup>c</sup> )	
Peru	545	545	( <sup>c</sup> )		170	170	( <sup>c</sup> )	
<b>Near East and South Asia</b>	<b>16,228</b>	<b>16,211</b>	<b>1,497</b>	<b>520</b>	<b>15,339</b>	<b>13,580</b>	<b>1,327</b>	<b>438</b>
Afghanistan	652	651	61		594	571	23	
Bangladesh	45	45	( <sup>c</sup> )	( <sup>c</sup> )	45	45	( <sup>c</sup> )	( <sup>c</sup> )
Cyprus <sup>b</sup>	21	18	3		21	18	3	

Footnotes at end of table.

~~SECRET~~

~~SECRET~~

Table 7 (Continued)

Communist Military Agreements with Less Developed Countries,<sup>1</sup>  
1965-76

Million US \$

	Agreements Signed				Equipment Delivered			
	Total	USSR	Eastern Europe	China	Total	USSR	Eastern Europe	China
<b>Near East and South Asia (Continued)</b>								
Egypt	4,421	3,945	465	11	4,390	3,939	448	3
Greece	8		8					
India	2,550	2,355	195		1,975	1,811	164	
Iran	1,372	1,370	2		615	613	2	
Iraq	4,193	3,771	416	6	3,024	2,681	327	6
Lebanon	11	4	7		11	4	7	
Nepal	1			1	1			1
North Yemen	152	114	37	1	133	95	37	1
Pakistan <sup>2</sup>	590	70	34	486	486	26	34	406
South Yemen	217	207	10	(*)	184	184	10	(*)
Sri Lanka	28	10		15	26	13		13
Syria	3,039	3,045	289	2	3,844	3,570	272	2

<sup>1</sup> Values of military agreements are Soviet trade prices.

<sup>2</sup> Totals do not include Yugoslavian, Cuban, North Korean, and North Vietnamese extensions (\$586 million) and drawings (\$747 million).

<sup>3</sup> Includes aid only to independent established governments. Aid to Algeria prior to its independence in mid-1962 is, therefore, excluded, as is the \$131 million Soviet agreement and the \$56 million in deliveries to Angola prior to 1976.

<sup>4</sup> Value of agreement, or the value of the equipment delivered, was less than \$500,000.

<sup>5</sup> Agreement signed, but neither the value of the agreement nor the kinds of assistance to be provided are known.

<sup>6</sup> \$69 million of this total was delivered on Soviet account under the Soviet-Libyan arms accord of 1974.

<sup>7</sup> Outstanding orders for most equipment were cancelled when the programs in Cyprus and Indonesia became inactive.

<sup>8</sup> In Pakistan, the USSR has stopped delivery of weaponry, although it is providing support-type equipment—particularly vehicles.

30

~~SECRET~~

Major Communist Military Equip

Equipment delivered	Central African										Equatorial		Guinea-Bissau		India		Indonesia		
	Alghanistan	Angolia	Bangladesh	Cambodia	Cameroon	Chad	Congo	Cyprus	Egypt	Guinea	Guinea	Guinea	Guinea	Guinea	Guinea	Guinea	Guinea	Guinea	Guinea
Land armaments																			
Heavy tanks																			
Medium tanks	837	532	80					32	3,347					42				694	
Light tanks			7					23	87					25				176	155
Self-propelled assault guns			24						243				10						
Personnel carriers, armored and amphibious	606	580	59		19		4	26	39	32	2,881		6	24			25	432	393
Artillery pieces	1,767	1,343	128		230		88	64	98	31	3,383		24	36			207	825	600
Naval ships																			
Light cruisers																			
Destroyers																			
Submarines																			
Minesweepers																			
Submarine chasers and escort vessels																			
Motor torpedo and missile boats																			
Other, including auxiliary vessels and landing craft																			
Aircraft																			
Jet bombers	35	42																	
Jet fighters	230	269	19		16		13		10		1,181			23			2	315	105
Other, including nonjet combat aircraft, trainers, transports and helicopters																			
Guided missile systems																			
Air-to-surface																			
Air-to-air	44	41																	
Surface-to-air	3																		
Surface-to-surface																			

<sup>1</sup> Other token deliveries of military materiel have been made by Communist countries to Burma, the Maldives, and Nepal. These data do not reflect attention; nor do they show equipment originating in Communist countries but delivered by non-Communist countries, except in the case of Egypt. Excludes deliveries made by Yugoslavia, Cuba, North Korea, and North Vietnam.

<sup>2</sup> Including recoilless rifles, rocket launchers, and mortars of more than 100mm. The data for Egypt, Iraq, and Syria also include the delivery of 12, 16, and 48 FROG rocket launchers, respectively.

<sup>3</sup> Including two old destroyers and seven old submarines returned to the USSR in exchange for newer models.

<sup>4</sup> Does not include major aircraft deliveries of eight jet fighters and 12 transport aircraft.

<sup>5</sup> Excluding MIC-21 fighters assembled at the aircraft plant in Hanoi.

<sup>6</sup> Data reflect numbers of aircraft, ships, and vehicles.

<sup>7</sup> Number of TU-16 aircraft equipped with ASMs (w/ASM-1).

<sup>8</sup> Number of fighter aircraft equipped with AAMs (w/ASM-1).

<sup>9</sup> Algeria has received an undetermined number of SA-2 SAMs.



Table 8

Military Equipment Delivered to Less Developed Countries, by Recipient<sup>1</sup>  
1955-76

Number of Units

	Indonesia	Iran	Iraq	Lebanon	Libya	Madagas- car	Mali	Morocco	Mozam- bique	Nigeria	North Yemen	Pakistan
			1,602		1,553	80	37	121	3		212	1,314
	155		108				12					
			188		24			30			61	
	393	1,373	2,156		593		237	80		3	215	
	600	1,346	2,413	26	309		118	385	79	80	478	1,188
	1											
	8											
	12				1							
	6		5									
	24		3							8		2
	26		23									
	51		20		1						5	4
											4	12
	54		39		12						9	12
	105		473		68		14	12		60	15	217
	264		350			11	26	5		27	46	52
	12											
	26		156									
	8		19		15							
	12		21		(12)							

ries of eight jet aircraft and two other aircraft delivered prior to 1976.  
 1 at the aircraft assembly plant at Nasik.  
 s, and vehicles having missile capacity.  
 with ASMs (two per aircraft) and TU-22s equipped with ASMs (one per aircraft).  
 with AAMs (two to four per aircraft).  
 number of SAMs and now may have an operational capability.

<sup>10</sup> Some of the  
<sup>11</sup> Number of S  
 site.  
<sup>12</sup> Although eq  
<sup>13</sup> Indicating th  
 sites, and some S

	Peru	Rwanda	Sierra Leone	Somalia	South Yemen	Sri Lanka	Sudan	Syria	Tanzania	Tunisia	Uganda	Zaire	Zambia
290				193	138		156	3,124			61	30	8
			20				60	150	39			30	
								220					
1			396	190	10		249	2,169	106		114		47
111	4		681	266	337		285	3,478	363	102	114	60	55
								4					
					2			2					
			7	8				31	4			2	
		2	9	12	6			2	31				
			4	10				6					
			61	64	5		45	927	17		45		
36			23	19	3		17	297	9		15		9
			18	16			24	346					
(12)			8				1	53	(12)				
(12)								27					

se systems may be domestically manufactured under Soviet license.

AM firing battalions (sites)-six launchers per SA-2 site, four dual launchers per SA-3 site, and four triple launchers per SA-6

quipment has been delivered, the number of units is not known.

number of Komar-class and OSA-class boats equipped with SSMs (two to four per vessel), three coastal defense missile

CUD launchers in Egypt, Iraq, Libya, and Syria.

SECRET

Table 9

Communist Military Technicians in Less Developed Countries<sup>1</sup>

Number of Persons

	1975						1976					
	Total	USSR and Eastern Europe		Cuba	North Yugo-slavia		Total	USSR and Eastern Europe		Cuba	North Yugo-slavia	
		Europe	China		Korea	Europe		China	Korea			
Total	10,470	5,220	700	1,205	165	190	11,730	6,080	11,660	825	30	135
Afghanistan	350	350					350	350				
Algeria	650	650					650	650				
Angola							10,480	480	10,000 <sup>2</sup>			
Bangladesh	35	35					35	35				
Botswana							5			5		
Burundi	10			10			10			10		
Cameroon	20			20			45			45		
Central African Empire	15	15					35	35				
Chad	5	5					5	5				
Congo	80	35 <sup>3</sup>	(*)	45	(*)		100	55		45	(*)	
Egypt	215	215					190	190 <sup>4</sup>				
Equatorial Guinea	330	30	200	100	(*)		330	30	200	100	(*)	
Ethiopia	5	5										
Guinea	440	75	315	50			430	75	315	40		
Guinea-Bissau	90	68	25				75	50	25			
India	300	300					300	300				
Iran	70	70					120	120				
Iraq	1,040	1,035				5	1,355	1,200	150			5
Libya	345	345					845	845				
Madagascar							10	10				
Mali	80	35		45			135	65		70		
Morocco	10	10					10	10				
Mozambique	85	25	(*)	60			495	45	350	100		
Nigeria	45	45					50	50				
North Yemen	120	120					115	115				
Pakistan	40			40			40			40		
Peru	35	35					35	30		5		
Sierra Leone	30		20	10			20		20			
Somalia	1,050	1,000	50				1,250	1,000	250			
South Yemen	410	260	150				665	345	350			
Sri Lanka	15	15					5	5				
Sudan	105	80		25			105	80		25		
Syria	3,230	3,200			30		2,500	2,500				
Tanzania	765	55	(*)	700	5	5	260	80	(*)	200	5	5
Togo	5				5		5				5	
Uganda	100	100					315	315				
Zaire	145			20	125		60			40	20	
Zambia	200	10		90		110	235	10		100		125

<sup>1</sup> Minimum estimates of the number of persons present for a period of one month or more. Numbers are rounded to the nearest five.

<sup>2</sup> The 215 Soviet/East European technicians and a minimum figure of 10,000 Cuban military personnel in Angola were excluded because Angola was not an established government in 1975.

<sup>3</sup> Estimates of the number of Cubans present have run as high as 16,000.

<sup>4</sup> 300 additional Soviet military technicians were in the Congo associated with arms deliveries to Angola.

<sup>5</sup> Number of technicians is not available.

<sup>6</sup> By year's end, very few Soviet military advisers remained in Egypt.

~~SECRET~~

Table 10

Military Personnel from Less Developed Countries Trained in Communist Countries

Number of Persons

	Departures to Communist Countries							
	1955-76				1976			
	Total	USSR	Eastern Europe	China	Total	USSR	Eastern Europe	China
Total	47,340	39,965	4,465	2,890	3,065	2,490	475	100
Afghanistan	5,975	3,725	250	.....	420	420	.....	.....
Algeria	2,245	2,030	200	15	60	60	.....	.....
Angola	(*)	(*)	(*)	.....	(*)	(*)	(*)	.....
Bangladesh	445	445	.....	.....	50	50	.....	.....
Benin	20	20	.....	.....	20	20	.....	.....
Burundi	75	75	.....	.....	.....	.....	.....	.....
Cambodia	30	30	.....	.....	.....	.....	.....	.....
Cameroun	65	.....	.....	65	.....	.....	.....	.....
Chad	65	65	.....	.....	65	65	.....	.....
Congo	835	335	85	415	40	.....	40	.....
Egypt	6,250	5,665	585	.....	30	.....	30	.....
Equatorial Guinea	200	200	.....	.....	.....	.....	.....	.....
Ghana	180	180	.....	.....	.....	.....	.....	.....
Guinea	1,260	940	60	360	.....	.....	.....	.....
Guinea-Bissau	100	100	.....	.....	.....	.....	.....	.....
India	2,270	2,185	85	.....	140	100	40	.....
Indonesia	9,270	7,560	1,710	.....	.....	.....	.....	.....
Iran	315	315	.....	.....	35	35	.....	.....
Iran	3,625	3,250	375	.....	435	300	135	.....
Libya	1,125	1,100	25	.....	200	200	.....	.....
Mali	260	200	10	50	.....	.....	.....	.....
Morocco	145	75	70	.....	.....	.....	.....	.....
Mozambique	360	310	30	50	130	100	30	.....
Nigeria	530	495	35	.....	30	30	.....	.....
North Yemen	1,100	1,100	.....	.....	45	45	.....	.....
Pakistan	415	45	.....	370	75	.....	.....	75
Peru	550	550	.....	.....	300	300	.....	.....
Sierra Leone	150	.....	.....	150	.....	.....	.....	.....
Somalia	2,495	2,395	70	30	20	20	.....	.....
South Yemen	805	785	20	.....	50	50	.....	.....
Sri Lanka	15	10	.....	5	5	5	.....	.....
Sudan	530	310	20	200	.....	.....	.....	.....
Syria	4,150	3,525	625	.....	320	200	120	.....
Tanzania	2,360	1,325	10	1,025	440	440	.....	.....
Togo	55	.....	.....	55	25	.....	.....	25
Uganda	905	705	200	.....	130	50	80	.....
Zaire	65	.....	.....	65	.....	.....	.....	.....
Zambia	70	35	.....	35	.....	.....	.....	.....

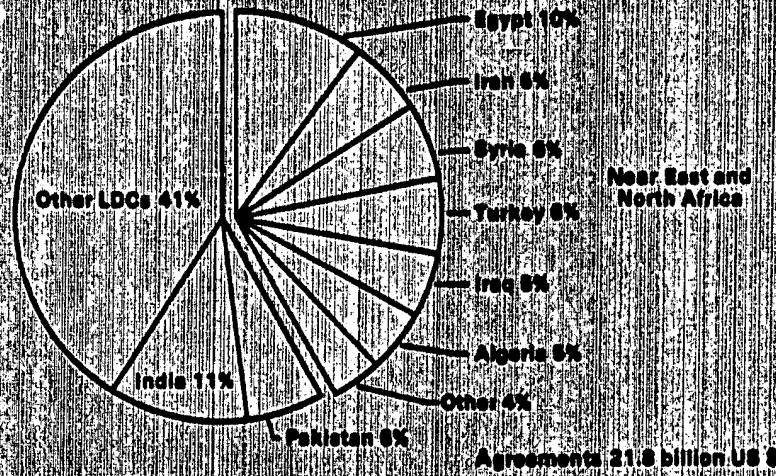
\* Data refer to the estimated minimum number of persons departing for training. Numbers are rounded to the nearest five.

† Number of personnel being trained is not available.

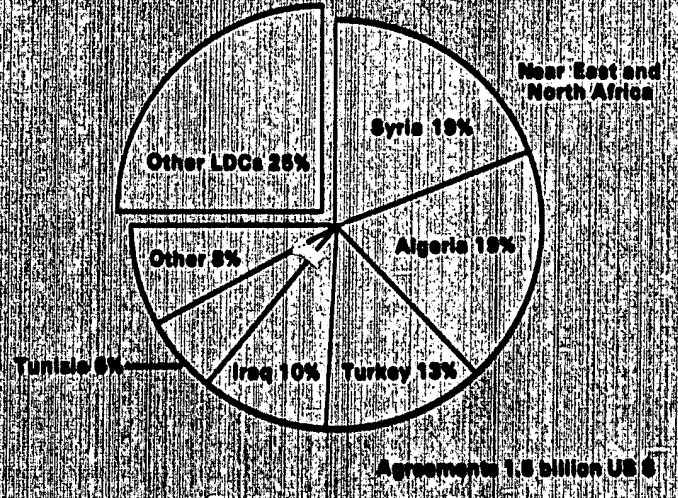
34  
~~SECRET~~

ECONOMIC

**Near East and North African countries were major aid recipients in 1964-75**



**Near East and North African countries also retained their lead as major recipients of economic aid in 1976**



~~SECRET~~

Table 1

Communist Economic Aid Extended to Less Developed Countries<sup>1</sup>  
1978

Million US \$

	Eastern Europe									
	Total	USSR	Total	Bulgaria	Czecho- slovakia	East Germany	Hungary	Poland	Romania	China
Total	1,535.6	915.2	512.9	....	135.2	76.2	5.0	47.0	249.5	107.5
Africa	569.1	416.4	76.4	....	30.2	11.2	....	35.0	....	76.3
Algeria	290.0	290.0	....	....	....	....	....	....	....	....
Angola	20.5	10.5	10.0	....	....	10.0	....	....	....	....
Benin	....	....	....	....	....	....	....	....	....	....
Botswana	....	....	....	....	....	....	....	....	....	....
Central African Empire	0.1	0.1	....	....	....	....	....	....	....	....
Comor Islands	....	....	....	....	....	....	....	....	....	....
Ethiopia	0.7	....	....	....	....	....	....	....	....	0.7
Guinea-Bissau	13.4	13.4	....	....	....	....	....	....	....	....
Madagascar	21.8	1.0	0.2	....	....	0.2	....	....	....	20.6
Morocco	....	....	....	....	....	....	....	....	....	....
Mozambique	43.5	42.5	1.0	....	....	1.0	....	....	....	....
San Tome-Principe	....	....	....	....	....	....	....	....	....	....
Senegal	35.0	....	35.0	....	....	....	....	35.0	....	....
Somalia	3.5	3.5	....	....	....	....	....	....	....	....
Tanzania	27.5	....	....	....	....	....	....	....	....	27.5
Tunisia	85.6	55.4	30.2	....	30.2	....	....	....	....	....
Zambia	27.5	....	....	....	....	....	....	....	....	27.5
East Asia	4.5	....	4.5	....	....	....	....	....	....	....
Philippines	4.5	....	4.5	....	....	....	....	....	4.5	....
Western Samoa	....	....	....	....	....	....	....	....	....	....
Latin America	173.2	....	173.0	....	100.0	55.0	5.0	12.0	....	1.2
Bolivia	....	....	....	....	....	....	....	....	....	....
Brazil	100.0	....	100.0	....	100.0	....	....	....	....	....
Colombia	55.0	....	55.0	....	....	55.0	....	....	....	....
Jamaica	1.2	....	....	....	....	....	....	....	....	1.2
Mexico	12.0	....	12.0	....	....	....	....	12.0	....	....
Peru	....	....	....	....	....	....	....	....	....	....
Uruguay	5.0	....	5.0	....	....	....	5.0	....	....	....
Venezuela	....	....	....	....	....	....	....	....	....	....
Near East and South Asia	755.8	496.8	260.0	....	5.0	10.0	....	....	245.0	30.0
Cyprus	5.0	....	5.0	....	5.0	....	....	....	....	....
Greece	....	....	....	....	....	....	....	....	....	....
Iran	45.0	....	45.0	....	....	....	....	....	45.0	....
Iraq	150.0	150.0	....	....	....	....	....	....	....	....
Jordan	25.0	25.0	....	....	....	....	....	....	....	....
Nepal	....	....	....	....	....	....	....	....	....	....
North Yemen	27.0	....	....	....	....	....	....	....	....	27.0
Pakistan	10.0	....	10.0	....	....	10.0	....	....	....	....
South Yemen	23.8	23.8	....	....	....	....	....	....	....	....
Sri Lanka	3.0	....	....	....	....	....	....	....	....	3.0
Syria	300.0	300.0	....	....	....	....	....	....	....	....
Turkey	200.0	....	200.0	....	....	....	....	....	200.0	....

Footnotes at end of table

~~SECRET~~

Table 11 (Continued)  
Communist Economic Aid Extended to Less Developed Countries<sup>1</sup>  
1978

<sup>1</sup>Additional agreements totaling \$37.5 million were provided by other Communist countries as shown below.

Million US \$

	Total	North Korea	Yugoslavia	Cuba
Total	37.5	13.3	15.8	8.4
Benin	1.0	1.0		
Burma	15.3		15.3	
Egypt	2.0	2.0		
Guinea	1.3	1.3		
Madagascar	1.8	1.8		
Mali	2.0	2.0		
Mozambique	0.5		0.5	
North Yemen	0.7	0.7		
Sudan	4.3	4.3		
Tanzania	5.4			5.4

<sup>2</sup>Economic and technical cooperation agreement signed, but neither the value of the agreement nor the kinds of assistance to be provided are known.

<sup>3</sup>An open-ended agreement with no limit specified for amount of credits to be extended.

<sup>4</sup>Trade credit, value not known.

<sup>5</sup>Estimated.

~~SECRET~~



~~SECRET~~

Table 18

Communist Economic Credits and Grants to Less Developed Countries, Extended and Drawn  
1954-78

Million US \$

Recipient Country	Extended <sup>1</sup>				Drawn <sup>2</sup>			
	Total	USSR	Eastern Europe	China	Total	USSR	Eastern Europe	China
Total	23,390.1	12,250.6	6,895.0	4,204.5	10,706.3	6,339.0	2,196.6	1,948.7
Africa	5,673.7	1,906.8	1,483.6	2,343.3	2,147.7	865.1	259.8	1,022.8
Algeria	1,332.7	716.4	524.3	92.0	401.9	289.1	63.5	50.3
Angola	30.5	10.5	10.0	.....	10.5	0.5	10.0	.....
Benin	49.3	5.3	(*)	44.0	3.1	.....	.....	3.1
Botswana	(*)	.....	.....	(*)	.....	.....	.....	.....
Burundi	20.0	.....	.....	20.0	7.2	.....	.....	7.2
Cameroon	79.0	8.0	.....	71.0	7.3	6.3	.....	1.0
Central African Empire	7.3	3.3	.....	4.0	7.3	3.3	.....	4.0
Chad	72.6	5.0	.....	67.6	6.0	2.9	.....	3.1
Comoro Islands	(*)	.....	.....	(*)	.....	.....	.....	.....
Congo	117.1	25.3	19.6	69.2	64.9	16.0	4.8	44.1
Equatorial Guinea	25.2	1.1	.....	24.1	2.2	1.1	.....	1.1
Ethiopia	209.7	104.4	18.8	86.5	54.0	26.4	14.1	13.5
Gabon	25.0	.....	.....	25.0	0.2	.....	.....	0.2
Gambia	17.0	0.2	.....	16.8	0.3	0.2	.....	0.1
Ghana	239.1	83.0	104.1	42.0	69.3	31.1	31.6	5.6
Guinea	395.9	203.2	109.7	83.0	286.7	185.0	32.8	68.9
Guinea-Bissau	30.5	13.9	.....	16.6	1.2	0.5	.....	0.7
Ivory Coast	(*)	.....	(*)	.....	.....	.....	.....	.....
Kenya	68.6	46.7	.....	17.9	7.3	4.3	.....	3.0
Madagascar	85.6	6.0	0.2	89.4	25.5	1.0	0.2	24.3
Mali	186.2	88.8	22.6	74.8	137.5	66.1	6.9	64.5
Mauritania	102.7	7.5	10.0	85.2	15.2	2.5	.....	12.7
Mauritius	40.2	5.0	.....	35.2	1.7	1.5	.....	0.2
Morocco	188.2	98.0	55.2	35.0	71.6	46.0	25.6	.....
Mozambique	94.8	52.5	28.0	14.3	4.8	0.4	.....	4.4
Niger	54.4	2.1	.....	52.3	3.0	2.1	.....	1.8
Nigeria	49.9	7.2	42.7	(*)	6.7	6.7	.....	.....
Rwanda	23.2	1.0	.....	22.2	10.4	0.5	.....	9.9
Sao Tome-Principe	(*)	(*)	.....	(*)	.....	.....	.....	.....
Senegal	64.4	7.6	35.0	51.8	13.0	4.5	1.5	7.0
Sierra Leone	69.2	28.0	.....	41.2	11.5	2.8	.....	8.7
Somalia	303.6	164.5	5.7	133.4	164.0	88.5	4.4	71.1
Sudan	300.3	64.8	153.9	81.6	95.4	28.6	25.0	41.8
Tanzania	401.3	20.0	19.3	362.0	292.7	4.1	3.4	285.2
Togo	45.5	.....	.....	45.5	3.2	.....	.....	3.2
Tunisia	236.7	82.2	114.5	40.0	53.7	20.2	31.0	2.5
Uganda	30.6	15.6	.....	15.0	20.7	15.1	.....	5.6
Upper Volta	56.5	5.7	.....	50.8	6.0	2.5	.....	3.5
Zaire	202.5	.....	100.0	102.5	8.6	.....	5.0	3.6
Zambia	390.4	9.0	50.0	331.4	273.2	6.3	.....	266.9
East Asia	916.5	280.5	388.0	273.7	516.6	143.3	189.5	182.5
Burma	157.5	16.4	33.1	108.0	100.8	16.4	23.1	61.3
Cambodia	134.5	24.9	17.3	92.3	90.9	15.7	5.8	69.4
Indonesia	550.1	213.8	292.1	47.2	314.1	111.0	155.9	47.2
Laos	35.9	5.7	4.0	26.2	10.8	2.2	4.0	4.6
Philippines	35.5	.....	35.5	.....	.....	.....	.....	.....
Western Samoa	(*)	.....	.....	(*)	.....	.....	.....	.....
Europe	45.0	.....	.....	45.0	8.1	.....	.....	8.1
Malta	45.0	.....	.....	45.0	8.1	.....	.....	8.1

Footnotes at end of table.

~~SECRET~~

Table 13 (Continued)

Communist Economic Credits and Grants to Less Developed Countries, Extended and Drawn  
1954-78

Million US \$

Recipient Country	Extended <sup>1</sup>				Drawn <sup>2</sup>			
	Total	USSR	Eastern Europe	China	Total	USSR	Eastern Europe	China
Latin America	2,081.3	668.5	1,280.1	152.7	445.7	142.1	282.5	21.1
Argentina	513.1	219.3	293.8	....	83.8	52.4	36.2	....
Bolivia	59.7	28.3	31.4	....	17.2	11.8	5.4	....
Brazil	499.3	78.7	420.6	....	160.1	34.5	125.6	....
Chile	447.7	238.0	144.7	65.0	83.4	15.5	32.9	15.0
Colombia	81.9	10.9	71.0	....	2.7	2.5	0.2	....
Costa Rica	17.0	15.0	2.0	....	1.0	1.0	....	....
Ecuador	19.4	0.4	19.0	....	8.9	0.4	8.5	....
Guyana	46.0	....	10.0	36.0	10.2	....	5.6	4.6
Jamaica	9.7	....	....	9.7	....	....	....	....
Mexico	12.0	(4)	12.0	....	....	....	....	....
Peru	281.7	25.5	214.2	42.0	79.1	20.4	57.2	1.5
Uruguay	83.8	52.4	31.4	....	14.5	3.9	10.9	....
Venezuela	10.0	(4)	10.0	....	....	....	....	....
Near East and South Asia	14,663.6	9,444.5	3,829.3	1,389.8	7,585.2	5,406.5	1,487.5	714.2
Afghanistan	1,378.8	1,263.3	39.0	76.5	720.4	671.5	13.2	35.7
Bangladesh	473.4	303.6	158.8	11.0	235.5	201.5	43.0	11.0
Cyprus	19.0	14.0	5.0	....	....	....	....	....
Egypt	2,367.3	1,438.8	794.8	133.7	1,487.8	1,051.9	354.6	81.3
Greece	7.7	7.7	(4)	....	7.7	7.7	....	....
India	2,398.8	1,941.8	455.0	....	1,736.6	1,467.0	269.6	....
Iran	1,392.2	806.2	586.0	....	791.1	629.5	161.6	....
Iraq	1,192.0	703.7	443.3	45.0	536.8	363.1	172.4	1.3
Jordan	25.0	25.0	(4)	....	....	....	....	....
Lebanon	9.2	....	9.2	....	....	....	....	....
Nepal	206.4	23.8	....	182.6	93.0	20.8	....	72.2
North Yemen	225.1	104.3	13.1	107.7	150.2	77.3	13.1	59.8
Pakistan	1,293.0	632.1	117.9	523.0	470.1	153.6	38.3	278.2
South Yemen	248.6	113.0	56.7	78.9	57.1	22.4	9.1	25.6
Sri Lanka	335.1	100.1	73.1	161.9	185.0	30.4	38.6	116.0
Syria	1,641.6	767.9	804.2	69.5	640.3	323.6	283.6	33.1
Turkey	1,452.4	1,179.2	273.2	....	456.6	386.2	70.4	....

<sup>1</sup> At least \$700 million additional has been extended by other Communist countries.

<sup>2</sup> An additional estimated \$600 million has been delivered by other Communist countries.

<sup>3</sup> Agreement signed, but value of agreement is not known.

<sup>4</sup> An open-ended agreement with no limit specified for the amount of credit to be extended.

~~SECRET~~

Table 13

Communist Economic Credits and Grants Extended to Less Developed Countries  
By Communist Area and Country

Million US \$

Year	Eastern Europe									
	Total	USSR	Total	Bulgaria	Czecho- slovakia	East Germany	Hungary	Poland	Romania	China
Total	23,360.1	12,260.6	6,665.0	508.1	1,707.5	837.8	716.1	1,162.2	1,963.9	4,204.5
1954-66	8,111.1	5,363.5	2,032.9	80.8	687.7	337.5	211.0	500.9	215.0	912.7
1967	479.9	288.6	131.8	56.0	35.0	18.0	...	...	22.5	49.5
1968	662.2	379.0	219.7	30.2	7.0	7.5	40.0	5.0	130.0	63.2
1969	893.6	476.0	401.4	8.4	233.0	131.3	11.2	17.5	...	16.2
1970	1,127.2	200.0	196.0	52.0	15.0	20.0	88.8	10.0	10.5	730.9
1971	2,171.9	1,125.7	483.6	60.0	49.4	...	41.5	61.4	271.3	582.6
1972	2,175.5	633.5	915.1	22.0	186.9	20.0	105.0	189.6	421.6	606.9
1973	1,870.3	709.3	587.4	17.6	246.0	...	5.1	224.7	94.0	573.6
1974	1,976.0	807.1	892.8	180.4	133.4	34.6	88.7	100.0	355.7	278.1
1975	2,174.8	1,350.4	521.1	0.4	8.9	102.1	119.8	6.1	193.8	303.3
1976	1,335.6	915.2	512.9	...	135.2	76.2	5.0	47.0	249.5	107.5

~~SECRET~~

Table 14

USSR: Economic Aid Extended to Less Developed Countries

Million US \$

	1964-66	1967	1968	1969	1970	1971	1972	1973	1974	1975	1976	Total
<b>Total</b>	<b>5,365.5</b>	<b>298.6</b>	<b>379.3</b>	<b>476.0</b>	<b>500.0</b>	<b>1,125.7</b>	<b>633.5</b>	<b>709.3</b>	<b>907.1</b>	<b>1,350.4</b>	<b>915.2</b>	<b>12,260.8</b>
<b>Africa</b>	<b>593.2</b>	<b>33.7</b>	<b>5.4</b>	<b>134.8</b>	<b>57.0</b>	<b>216.5</b>	<b>3.6</b>	<b>15.5</b>	<b>44.8</b>	<b>85.9</b>	<b>290.0</b>	<b>716.4</b>
Algeria	237.5					189.9					10.5	10.5
Angola									5.3			5.3
Benin									0.2			8.0
Cameroun	7.8								0.4		0.1	3.3
Central African Empire					0.9	1.9						5.0
Chad			2.2						4.4			28.3
Congo	10.9											11.1
Equatorial Guinea						1.1						104.4
Ethiopia	101.8								0.7	1.9		0.2
Gambia									0.2			93.0
Ghana	93.0							1.5	2.0			200.2
Guinea	90.8	16.7		92.2						0.5	13.4	13.9
Guinea-Bissau												48.7
Kenya	48.7								5.0		1.0	6.0
Madagascar							3.6		11.8			88.8
Mali	62.9	9.7		0.8				6.0	0.4			7.5
Mauritania		1.1			5.0							5.0
Mauritius					44.4							98.0
Morocco	53.6									10.0	42.5	52.5
Mozambique								0.9	1.2			2.1
Niger					6.7							7.2
Nigeria	0.5							0.5	0.5			1.0
Rwanda												
San Tome-Principe								0.4	0.5			7.6
Senegal	6.7											28.0
Sierra Leone	28.0								10.6	62.6	3.5	164.5
Somalia	63.2					24.6						64.8
Sudan	23.0			41.8								20.0
Tanzania	20.0										55.4	82.2
Tunisia	26.2	0.6										15.6
Uganda	15.6								0.9	1.6		5.7
Upper Volta			3.2						3.4			9.0
Zambia		5.6										300.8
<b>East Asia</b>	<b>157.4</b>			<b>1.7</b>					<b>1.0</b>	<b>100.0</b>	<b>0.7</b>	
Burma	15.7			1.7					1.0			16.4
Cambodia	24.9											24.9
Indonesia	113.8								100.0			213.8
Laos	5.0									0.7		5.7
<b>Latin America</b>	<b>78.8</b>	<b>53.5</b>	<b>2.5</b>	<b>80.0</b>	<b>53.0</b>	<b>54.7</b>	<b>144.0</b>		<b>215.8</b>	<b>44.2</b>		<b>693.5</b>
Argentina	44.5								175.0			28.3
Bolivia					27.5	0.8						78.7
Brazil	34.5									44.2		238.0
Chile		35.5				98.5	144.0					10.9
Colombia			2.5						5.4			15.0
Costa Rica						15.0						0.4
Ecuador						0.4						
Mexico												25.5
Peru					20.0	25.5						32.4
Uruguay												
Venezuela												
<b>Near East and South</b>	<b>4,236.1</b>	<b>209.4</b>	<b>371.4</b>	<b>319.5</b>	<b>50.0</b>	<b>894.5</b>	<b>508.9</b>	<b>622.8</b>	<b>446.5</b>	<b>1,219.6</b>	<b>498.8</b>	<b>9,444.5</b>
<b>Asia</b>	<b>561.7</b>	<b>5.0</b>	<b>126.7</b>	<b>319.5</b>	<b>4.3</b>	<b>5.4</b>	<b>121.0</b>	<b>14.2</b>		<b>425.0</b>		<b>1,263.3</b>
Afghanistan												

Printed at end of table

~~SECRET~~

~~SECRET~~

Table 14 (Continued)

USSR Economic Aid Extended to Low Developed Countries

Million US \$

	1964-66	1967	1968	1969	1970	1971	1972	1973	1974	1975	1976	Total
<b>Near East and South Asia (Continued)</b>												
Bangladesh	42.4						103.3	81.4	28.2	48.3		303.6
Cyprus						417.5			20.0	14.0		1,438.8
Egypt	1,001.0											7.7
Greece	7.7							330.0				1,941.8
India	1,811.8											806.2
Iran	368.4		177.8		54.4			187.6		18.0		703.7
Iraq	183.9	4.4		120.7	22.5	222.2					150.0	25.0
Jordan									3.0			23.8
Nepal	20.8							0.9	5.0			104.3
North Yemen	98.0				0							652.1
Pakistan	71.0		66.9	18.4		206.6			71.0	216.0		113.0
South Yemen				14.4			39.8	0.9	34.3		23.8	100.1
Sri Lanka	30.9				8.4			3.8		57.0		767.9
Syria	233.3					0.3	84.0		143.0	7.3	300.0 <sup>4</sup>	1,179.2
Turkey	5.2	200.0		166.0			158.0			650.0		

<sup>1</sup> Agreement signed, but value of the agreement is not known.

<sup>2</sup> An open-ended agreement with no limit specified for the amount of credit to be extended.

<sup>3</sup> Trade credit, value not known.

<sup>4</sup> Estimated.

~~SECRET~~

Table 15

Eastern Europe: Economic Aid Extended to Less Developed Countries

Million US \$

	1964-66	1967	1968	1969	1970	1971	1972	1973	1974	1975	1976	Total
<b>Total</b>	<b>2,032.9</b>	<b>131.8</b>	<b>819.7</b>	<b>401.4</b>	<b>196.3</b>	<b>443.6</b>	<b>915.1</b>	<b>567.4</b>	<b>692.6</b>	<b>521.1</b>	<b>512.9</b>	<b>6,595.0</b>
<b>Africa</b>	<b>243.3</b>	<b>48.2</b>	<b>74.7</b>	<b>11.4</b>	<b>55.0</b>	<b>96.0</b>	<b>216.6</b>	<b>109.7</b>	<b>165.6</b>	<b>221.3</b>	<b>76.4</b>	<b>1,423.6</b>
Algeria	22.0				72.1		150.0	97.7		182.5	10.0	524.3
Angola											10.0	10.0
Benin					5.1		2.5	12.0				19.6
Congo										1.6		1.6
Ethiopia	17.0											17.0
Ghana	104.1								80.0			184.1
Guinea	26.2		5.5									31.7
Ivory Coast											0.2	0.2
Madagascar												22.6
Mali	22.6								10.0			32.6
Mauritania												55.2
Morocco	35.2		20.0							27.0	1.0	83.2
Mozambique									4.7			4.7
Nigeria	14.0					24.0					35.0	73.0
Senegal					0.8		1.5					2.3
Somalia	5.4								0.3			5.7
Sudan	10.0	47.2		11.4	10.0	75.0						153.6
Tanzania	6.7						12.6					19.3
Tunisia	22.1	1.0	51.2								10.0	84.3
Zaire							50.0					50.0
Zambia									0.5	34.5	4.5	39.5
<b>East Asia</b>	<b>329.6</b>		<b>1.0</b>	<b>11.9</b>								<b>342.5</b>
Burma	32.1		1.0									33.1
Cambodia	5.4			11.9								17.3
Indonesia	292.1											292.1
Laos									0.5	3.5		4.0
Philippines										31.0	4.5	35.5
<b>Latin America</b>	<b>165.0</b>	<b>22.0</b>	<b>16.0</b>	<b>11.4</b>	<b>55.0</b>	<b>169.4</b>	<b>110.8</b>	<b>46.2</b>	<b>318.4</b>	<b>185.3</b>	<b>172.0</b>	<b>1,260.1</b>
Argentina	5.4		5.0			25.2	0.2	4.5		1.5		36.8
Bolivia										150.0	100.0	250.0
Brazil	153.6	17.0				65.0	25.0	18.7				269.3
Chile			6.0			11.0					55.0	72.0
Colombia			5.0						2.0			7.0
Costa Rica						5.0				4.0		9.0
Ecuador		5.0		5.0		5.0			10.0			25.0
Guyana											12.0	12.0
Mexico					6.0	30.0	48.2	85.0	25.0	20.0		194.2
Peru				0.4	15.0	5.0					5.0	25.4
Uruguay	6.0				10.0							16.0
Venezuela												
<b>Near East and South Asia</b>	<b>1,255.0</b>	<b>61.6</b>	<b>122.0</b>	<b>366.7</b>	<b>53.3</b>	<b>165.3</b>	<b>534.3</b>	<b>439.5</b>	<b>361.9</b>	<b>109.2</b>	<b>266.0</b>	<b>3,620.3</b>
Afghanistan	11.0							28.0				39.0
Bangladesh	1.2				10.3		48.5	12.1	76.5	10.0		158.6
Cyprus							141.5			25.0		166.5
Egypt	519.7	12.6										532.3
Greece									105.0			105.0
India	299.5	25.0	25.5					10.0	102.6		45.0	507.6
Iran	143.4	10.0	75.0	200.0								428.4
Iran	20.0	14.0		129.1	42.8	67.4	200.0					473.3
Jordan										9.2		9.2
Lebanon												13.1
North Yemen	13.1				8.0			56.5			10.0	87.6
Pakistan	43.4			24.0		16.3		11.4	5.0			99.1
South Yemen									10.6			10.6
Sri Lanka	50.0		2.5					10.0		10.6		73.1
Syria	140.0		25.0					271.6	15.0	280.6	72.0	679.2
Turkey	13.7				5.6		48.2	2.9			200.0	269.4

Agreement signed, but value of the agreement is not known.

~~SECRET~~

SECRET

Table 18

China: Economic Aid Extended to Less Developed Countries

Million US \$

	1954-66	1967	1968	1969	1970	1971	1972	1973	1974	1975	1976	Total
Total	912.7	49.5	63.2	16.3	730.9	562.6	606.3	573.6	278.1	303.3	107.5	4,204.5
Africa	344.5	21.5	0.5	16.0	472.8	356.6	245.4	357.0	283.6	212.1	76.3	2,343.3
Algeria	52.0					40.0						44.0
Benin							44.0					
Botswana								20.0				20.0
Burundi									71.0			71.0
Cameroon												4.0
Central African Empire	4.0											67.6
Chad						0.4		49.7	0.5	17.0		
Comoro Islands					20.0		24.0					69.2
Congo	25.2									0.1		24.1
Equatorial Guinea						24.0						86.5
Ethiopia						84.0		1.8			0.7	23.0
Gabon										25.0		16.8
Gambia										16.8		42.0
Ghana	42.0								1.5			63.0
Guinea	57.7		0.3	11.5	10.0		2.0					16.6
Guinea-Bissau										16.6		17.9
Kenya	17.9										20.6	69.4
Madagascar							11.3			57.5		74.8
Mali	53.0							19.4		2.4		65.2
Mauritania		4.7		0.3		20.5	0.7	2.1	36.9			35.2
Mauritius							35.2					35.0
Morocco										85.0		14.3
Mozambique										14.3		52.3
Niger								1.3	51.0			22.2
Rwanda												51.8
Sao Tome-Principe								51.8				41.2
Senegal							40.0	1.2				133.4
Sierra Leone							109.0		0.6	0.5		81.6
Somalia	23.3				41.6		40.0					362.0
Sudan			0.2	3.2	200.6	0.7		0.4	75.0		27.5	45.5
Tanzania	54.4									0.5		40.0
Togo							45.0					15.0
Tunisia							40.0					50.8
Uganda	15.0								49.3	1.5		102.5
Upper Volta								100.0		2.5		331.4
Zaire												273.7
Zambia		16.6		1.0	200.6			10.0	51.5	24.0	27.5	108.0
East Asia	166.8					60.7			25.0	1.2		92.3
Burma	27.3					60.7						47.2
Cambodia	92.3											26.2
Indonesia	47.2								25.0	1.2		45.0
Laos												45.0
Western Samoa								45.0				45.0
Europe								45.0				152.7
Malta						44.0	59.0		8.5	10.0	1.2	65.0
Latin America							2.0	63.0				36.0
Chile								25.0		10.0		9.7
Guyana									8.5		1.2	42.0
Jamaica												1,399.8
Peru						42.0						76.5
Near East and South Asia	401.4	28.0	62.7	0.5	256.1	79.3	227.5	216.0	6.0	80.0	30.0	11.0
Afghanistan	25.0							46.5				
Bangladesh	10.0		1.0									

Footnote at end of table.

44

SECRET

~~SECRET~~

Table 18 (Continued)

China: Economic Aid Extended to Less Developed Countries

Million US \$

	1954-66	1967	1968	1969	1970	1971	1972	1973	1974	1975	1976	Total
<b>Near East and South Asia (Continued)</b>								25.0				133.7
Egypt	64.7	21.0				45.0						45.0
Iraq			2.0			2.6	35.0			90.0		182.6
Nepal	61.0						31.2	0.9			27.0	107.7
North Yemen	58.4			0.2				165.5				523.0
Pakistan	100.0	7.0	47.7		202.8							78.9
South Yemen			12.0		43.2		22.2		1.5			161.9
Sri Lanka	41.0				12.1	31.7	55.6	14.0	4.5		3.0	69.5
Syria	18.3						45.0	8.2				

Agreement signed, but value of the agreement is not known.



~~SECRET~~

Table 17

Communist Economic Technicians in Less Developed Countries  
1976

	Number of Persons					
	Total	USSR	Eastern Europe	China <sup>a</sup>	Cuba	North Korea
Total	70,850	19,280	28,065	20,415	4,755	335
Africa	49,565	6,670	20,650	17,915	4,105	220
Algeria	6,845	2,500	4,130	200	15	...
Angola	3,525	150	375	...	3,000	...
Benin	85	10	...	75	...	...
Burundi	250	15	5	225	...	5
Cameroon	510	10	...	500	...	...
Central African Empire	190	165	25	...	...	...
Chad	230	160	...	70	...	...
Congo	1,470	120	120	1,080	150	...
Equatorial Guinea	2,350	200	...	2,000	150	...
Ethiopia	620	75	70	450	...	25
Gabon	75	...	10	65	...	...
Gambia	50	...	...	50	...	...
Ghana	210	80	10	120	...	...
Guinea	1,210	350	210	400	250	...
Guinea-Bissau	140	20	5	35	80	...
Ivory Coast	10	...	10	...	...	...
Kenya	40	10	25	5	...	...
Liberia	10	...	10	...	...	...
Libya	12,930	75	12,850	5	...	...
Madagascar	175	35	10	80	25	10
Mali	720	285	25	400	...	...
Mauritania	250	40	10	200	...	...
Mauritius	25	5	...	20	...	...
Morocco	1,330	450	975	100	5	75
Mozambique	625	100	175	175	100	...
Niger	95	5	...	90	...	...
Nigeria	415	225	90	100	...	...
Rwanda	310	10	...	300	...	...
Senegal	165	15	...	150	...	...
Sierra Leone	525	10	...	515	...	...
Somalia	3,740	1,000	300	2,200	30	10
Sudan	870	35	35	800	...	...
Tanzania	1,500	100	60	1,050	290	...
Togo	205	5	...	155	...	45
Tunisia	760	145	550	65	...	...
Uganda	185	65	...	100	10	10
Upper Volta	105	15	...	85	...	5
Zaire	685	...	320	350	...	15
Zambia	5,930	185	45	5,700	...	...
East Asia	105	35	30	40	...	...
Burma	65	15	10	40	...	...
Indonesia	115	5	10	...	...	...
Malaysia	5	5	...	...	...	...
Philippines	5	...	5	...	...	...
Singapore	5	5	...	...	...	...
Thailand	10	...	5	...	...	...
Europe	410	...	...	400	...	10
Malta	410	...	...	400	...	10
Latin America	1,380	485	385	105	450	15
Argentina	30	5	25	...	...	...
Bolivia	140	100	40	...	...	...

Footnotes at end of table

~~SECRET~~

Table 17 (Continued)

Communist Economic Technicians in Less Developed Countries<sup>1</sup>  
1976

Number of Persons

	Total	USSR	Eastern Europe	China <sup>2</sup>	Cuba	North Korea
<b>Latin America (Continued)</b>						
Brazil	80	25	55	.....	.....	.....
Colombia	30	10	20	.....	.....	.....
Costa Rica	10	10	.....	.....	.....	.....
Ecuador	15	5	10	.....	.....	.....
Guyana	185	.....	45	85	60	15
Jamaica	290	.....	10	.....	280	.....
Mexico	50	15	10	25	.....	.....
Paraguay	60	.....	.....	.....	60	.....
Peru	395	245	85	15	50	.....
Uruguay	20	10	10	.....	.....	.....
Venezuela	15	.....	15	.....	.....	.....
<b>Near East and South Asia</b>	<b>19,480</b>	<b>12,150</b>	<b>5,080</b>	<b>1,955</b>	<b>200</b>	<b>85</b>
Afghanistan	1,170	1,000	50	120	.....	.....
Bangladesh	240	160	70	10	.....	.....
Cyprus	25	25	.....	.....	.....	.....
Egypt	1,755	1,200	530	25	.....	.....
Greece	80	10	70	.....	.....	.....
India	1,525	1,350	175	.....	.....	.....
Iran	3,780	3,115	675	.....	.....	.....
Iraq	5,300	2,900	2,000	400	.....	.....
Jordan	75	25	50	.....	.....	.....
Kuwait	500	25	475	.....	.....	.....
Nepal	275	.....	25	250	.....	.....
North Yemen	615	175	15	400	.....	25
Pakistan	555	300	45	200 <sup>3</sup>	.....	10
South Yemen	1,140	390	150	400	200	.....
Sri Lanka	155	45	10	100	.....	.....
Syria	1,780	1,030	650	50	.....	50
Turkey	470	400	70	.....	.....	.....

<sup>1</sup> Minimum estimates of the number present for a period of one month or more. Numbers are rounded to the nearest five.

<sup>2</sup> Including laborers in some countries.

<sup>3</sup> Excluding Chinese personnel working on the Karakoram highway project in Pakistan. These may number as many as 20,000.

~~SECRET~~

Table 16

Technical Trainees from Less Developed Countries Departing for Training in Communist Countries<sup>1</sup>

Number of Persons

	1956-76				1976			
	Total	USSR	Eastern Europe	China	Total	USSR	Eastern Europe	China
Total	41,895	26,850	14,155	890	5,330	4,235	1,010	85
Africa	9,060	4,800	4,250	210	1,000	625	330	45
Algeria	2,960	1,065	1,875	...	350	200	150	...
Benin	785	465	320	...	...	...	...	...
Burundi	25	...	5	20	...	...	...	...
Cameroun	30	...	...	...	...	...	...	...
Central African Empire	120	65	35	...	...	...	50	5
Congo	130	75	50	5	55	...	...	40
Ethiopia	205	65	100	40	40	...	...	...
Ghana	785	440	345	...	...	...	...	...
Guinea	1,545	1,135	390	...	350	300	50	...
Kenya	125	10	115	...	...	...	...	...
Liberia	5	...	5	...	5	...	5	...
Libya	25	...	25	...	...	...	...	...
Mali	615	400	175	40	...	...	...	...
Mauritania	25	25	...	...	25	25	...	...
Mauritius	5	5	...	...	...	...	...	...
Morocco	175	120	35	...	...	...	25	...
Mozambique	35	...	35	...	25	...	...	...
Nigeria	105	30	75	...	...	...	...	...
Somalia	370	285	85	...	150	100	50	...
Sudan	110	15	95	...	...	...	...	...
Tanzania	380	60	240	80	...	...	...	...
Tunisia	345	130	215	...	...	...	...	...
Uganda	60	55	5	...	...	...	...	...
Upper Volta	60	60	...	...	...	...	...	...
Zambia	35	5	5	25	...	...	...	...
East Asia	1,115	360	345	410	20	5	15	...
Burma	245	50	140	55	20	...	...	...
Cambodia	385	10	20	355	...	...	...	...
Indonesia	485	300	185	...	...	...	...	...
Europe	35	...	35	...	35	...	35	...
Malta	35	...	35	...	35	...	35	10
Latin America	465	265	190	10	70	5	55	...
Argentina	20	15	5	...	...	...	...	...
Bolivia	5	5	...	...	...	...	...	...
Brazil	15	5	10	...	...	...	...	...
Chile	55	20	35	...	...	...	...	...
Colombia	35	15	20	...	...	...	5	...
Ecuador	25	20	5	...	5	...	5	10
Guyana	15	5	5	10	15	...	...	...
Mexico	100	85	45	...	35	5	30	...
Peru	165	100	65	...	15	...	15	...
Near East and South Asia	31,220	21,625	9,335	890	4,195	3,630	575	...
Afghanistan	1,725	1,270	455	...	150	100	50	...
Bangladesh	990	790	200	...	100	50	50	...
Cyprus	100	80	50	...	...	...	...	...
Egypt	3,900	3,160	3,740	...	250	200	50	...
India	5,350	3,820	1,890	...	350	250	100	...
Iran	4,010	3,875	735	...	2,050	2,000	50	...
Iran	2,640	1,925	705	10	350	300	50	...

<sup>1</sup>Footnotes at end of table.

~~SECRET~~

~~SECRET~~

Table 18 (Continued)

Technical Trainees from Less Developed Countries Departing for Training in Communist Countries

	1966-76				1976			
	Total	USSR	Eastern Europe	China	Total	USSR	Eastern Europe	China
Near East and South Asia (Continued)								
Nepal	105	85	10	40	10	10		
North Yemen	890	445	235	210	350	325	25	
Pakistan	895	800	95		35	35		
South Yemen	450	405	45					
Sri Lanka	190	145	45					
Syria	2,590	1,245	1,345		450	250	200	
Turkey	1,785	1,640	145		100	100		

<sup>1</sup> Minimum estimates of the number of persons departing. Numbers are rounded to nearest five.

<sup>2</sup> Records through the end of 1974; Cambodia formed a Communist government in 1975.

~~SECRET~~

Table 18

Academic Students from Less Developed Countries Trained in Communist Countries<sup>1</sup> Number of Persons

	Departures to Communist Countries								Being Trained as of December 1976			
	1966-76				1976				Total	USSR	Eastern Europe	China
	Total	USSR	Eastern Europe	China	Total	USSR	Eastern Europe	China				
<b>Total</b>	<b>86,180</b>	<b>49,875</b>	<b>35,130</b>	<b>1,175</b>	<b>7,968</b>	<b>4,500</b>	<b>3,405</b>	<b>60</b>	<b>36,450</b>	<b>22,025</b>	<b>14,190</b>	<b>235</b>
<b>Africa</b>	<b>40,705</b>	<b>23,800</b>	<b>18,065</b>	<b>840</b>	<b>4,250</b>	<b>2,505</b>	<b>1,730</b>	<b>15</b>	<b>18,395</b>	<b>11,470</b>	<b>6,900</b>	<b>125</b>
Algeria	3,970	1,965	1,990	15	375	200	175		1,560	1,200	360	
Angola	590	245	345	10	145	50	95		445	100	345	
Benin	340	215	115	10	40	30	10		135	120	15	
Botswana	150	90	60		5	5			25	25		
Burundi	385	330	35		45	35	10		160	125	35	
Cameroon	1,060	660	400		60	45	15		255	190	65	
Cape Verde Islands	10	5	5		10	5	5		10	5	5	
Central African Empire	890	500	200	180	110	65	45		505	305	200	
Chad	380	360	20		120	115	5		370	350	20	
Comoro Islands	40	25		15	5	5			10	10		
Congo	1,670	1,190	485	15	215	150	65		1,345	880	465	
Equatorial Guinea	295	165	130		15	15			85	85		
Ethiopia	1,850	1,075	740	15	545	400	140	5	1,255	800	440	15
Gabon	620		610	10	440		440		620		610	10
Gambia	130	130			20	20			50	50		
Ghana	2,285	1,200	1,055	30	115	50	65		430	165	265	
Guinea	2,075	1,010	1,020	45	300	210	90		815	510	290	15
Guinea-Bissau	145	65	80		15	5	10		55	25	30	
Ivory Coast	230	175	55		35	25	10		140	130	10	
Kenya	2,025	1,210	805	10	75	60	15		345	185	160	
Lesotho	175	100	70	5	15	10	5		70	35	35	
Liberia	135	65	70		35	20	15		120	50	70	
Libya	20	5	15		5		5		5			
Madagascar	510	360	145	5	85	60	25		450	300	145	5
Malawi	30	15	15									
Mali	1,470	1,040	490		75	50	25		515	300	215	
Mauritania	385	355	30		65	60	5		240	215	25	
Mauritius	270	220	50		20	15	5		210	160	50	
Morocco	950	500	450		85	50	35		660	500	190	
Mozambique	215	125	90		50	25	25		110	55	55	
Niger	395	340	55		40	30	10		160	155	25	
Nigeria	3,090	1,970	1,105	15	200	120	80		1,175	840	335	
Reunion	55	35			5	5			35	35		
Rhodesia	365	140	225		10	5	5		125	75	50	
Rwanda	355	340	15		15	15			245	245		
Senegal	525	435	90		50	45	5		275	230	25	20
Sierra Leone	895	730	165		55	40	15		535	490	45	
Samoa	2,425	1,820	565	40	125	100	25		605	500	105	
Sudan	3,345	1,365	1,650	30	150	50	100		1,740	700	1,020	20
Tanzania	1,640	935	545	160	100	65	25	10	570	295	235	40
Togo	410	320	90		55	50	5		185	145	40	
Tunisia	860	160	700		70	20	50		390	140	250	
Uganda	755	540	185	30	20	20			235	200	35	
Upper Volta	310	275	35		75	70	5		285	270	15	
Zaire	1,335	710	615	10	105	50	55		465	100	365	
Zambia	685	265	230	200	50	40	10		395	175	150	

Footnotes at end of table.

~~SECRET~~

SECRET

Table 19 (Continued)

Academic Students from Less Developed Countries Trained in Communist Countries<sup>1</sup>

Number of Persons

	Departures to Communist Countries								Being Trained as of December 1976				
	1956-76				1976				Total	USSR	Eastern Europe		China
	Total	USSR	Eastern Europe	China	Total	USSR	Eastern Europe	China					
East Asia <sup>2</sup>	3,180	1,620	1,405	135	15	15			300	200	100		
Burma	535	250	265	20					90	30	60		
Cambodia <sup>3</sup>	220	60	150	10									
Indonesia	1,935	1,000	825	80					160	150	40		
Laos <sup>4</sup>	420	235	145	20					5	5			
Malaysia	5	5			5	5			10	10			
Philippines	15	15											
South Vietnam <sup>5</sup>	20		20						5	5			
Thailand	10	5		5									
Latin America	6,605	3,285	3,305	15	690	475	410	5	4,200	2,560	1,625	15	
Argentina	400	210	190		10	5	5		125	90	35		
Bolivia	750	415	335		25	10	15		220	150	70		
Brazil	460	265	215		20	5	15		125	90	35		
Chile	690	310	180						200	150	50		
Colombia	895	495	400		160	80	80		805	405	400		
Costa Rica	435	265	150		60	25	35		400	250	150		
Dominican Republic													
Ecuador	365	220	145		60	45	15		240	165	75		
El Salvador	140	875	465		180	75	105		700	235	465		
French West Indies	240	135	105		30	5	25		95	20	75		
Guatemala	90	60	30		15	10	5		75	50	25		
Guatemala	90	70	20		5	5			25	25			
Guyana	245	115	130		25	5	20		40	10	30		
Haiti	120	60	60		10	5	5		40	25	15		
Honduras	255	185	70		25	15	10		85	65	20		
Jamaica	10	10			10	10			10	10			
Jamaica	10	10			10	10			10	10			
Mexico	570	335	225	10	55	25	30		100	45	45	10	
Nicaragua	305	220	85		30	25	5		145	115	30		
Panama	385	265	120		40	25	15		160	130	30		
Paraguay	20	10	10										
Paraguay	20	10	10						550	500	50		
Peru	705	500	205		90	70	20						
Uruguay	65	35	30										
Venezuela	650	210	135	5	40	30	5	5	60	30	25	5	
Near East and South Asia	33,710	19,170	14,355	185	2,910	1,505	1,265	40	13,555	7,795	5,665	65	
Afghanistan	2,515	1,625	685	5	180	130	50		650	600	350		
Bahrain	185	185			20	20			120	120			
Bangladesh	1,305	650	350	5	200	140	55	5	1,285	940	340	5	
Cyprus	1,545	665	660		220	125	95		620	340	580		
Egypt	2,950	1,225	1,725		100	25	75		705	230	475		
Greece	130	5	120	5	20		20		100		100		
Greece	130	5	120	5	20		20		100		100		
India	1,825	1,070	750	5	105	60	45		465	380	85		
Iran	250	65	170	15	15	5	10		195	20	160	15	
Iraq	4,525	2,555	1,945	25	75	50	25		630	350	275		
Israel	75	75											
Israel	75	75											
Jordan	2,690	1,170	1,520		370	120	450		2,320	800	1,520		
Kuwait	110	70	40		15	10	5		110	70	40		
Lebanon	1,260	775	485						465	410	55		
Nepal	710	575	50	65	70	60		10	370	360		10	
Nepal	710	575	50	65	70	60		10	370	360		10	
North Yemen	2,060	1,000	760		170	130	15	25	750	600	90	60	

Footnotes at end of table.

51

SECRET

Table 19 (Continued)

Academic Students from Less Developed Countries Trained in Communist Countries | Number of Persons

	Departures to Communist Countries								Being Trained as of December 1976			
	1956-76				1976				Total	USSR	Eastern Europe	China
	Total	USSR	Eastern Europe	China	Total	USSR	Eastern Europe	China				
<b>Near East and South Asia (Continued)</b>												
Oman	15	15			5	5			15	15		
Pakistan	290	205	85		15	10	5		190	110	80	
South Yemen	120	515	605		60	50	10		420	250	170	
Sri Lanka	665	390	245	30	20	15	5		125	100	25	
Syria	9,235	5,805	3,740	10	950	550	400		3,420	2,100	1,320	
Trinidad and Tobago	150	190	20									
Turkey	80	80										

Numbers are rounded to the nearest five. Most of the estimates are based on scholarship awards.  
 Data for Cambodia, Laos, and South Vietnam are through 1974 because they formed Communist governments in 1975.

SECRET

TABLE 20

SUMMARY OF INFORMATION ON COMMUNIST ECONOMIC CREDITS AND GRANTS TO LESS DEVELOPED COUNTRIES IN AFRICA BY DATE EXTENDED 1954 - DECEMBER 1976

RECIPIENT COUNTRY	DATE EXTENDED	PROJECTS	EXTENDED	DRAMA	STATUS
ALGERIA	1962 AUG	GRANT --- EQUIPMENT FOR 50-BED HOSPITAL	0.2	0.2	C
	1962 OCT	GRANT --- PLATE GLASS (1,300 TONS)	0.0	0.0	C
	1964 APR	LINE OF CREDIT TEXTILE MILL - BATNA TANNERY, DJIDJELLI ELECTRIC MOTORS PLANT MINERAL PROSPECTING AND MINE DEVELOPMENT IRRIGATION AND LAND RECLAMATION STUDIES	5.4(A)	5.4	C C C C C C
	1970 JUL	LINE OF CREDIT FOR 4-YEAR PLAN MINERAL PROSPECTING DAM AND RECLAMATION PROJECT - MITIDJA WATER PURIFICATION PLANT WOOD PROCESSING PLANT MINING COMPLEX, KERKE TUSSEF 3 BPICK PLANTS 5 SLAUGHTER HOUSES AGRICULTURE DEVELOPMENT BLIDA, ASMAR, TIARET	40.0	4.5	UC UC C C C C C C
	TOTAL		46.2	10.7	
CZECHOSLOVAKIA	1964 MAY	LINE OF CREDIT SHOE FACTORY, SIOI BEL ABES RADIO TRANSMITTERS (\$3.4 MILLION) MOTOR BICYCLE ASSEMBLY EQUIPMENT WOOD PROCESSING MACHINERY	15.0	14.0	C C

33  
SECRET



TABLE 20

SUMMARY OF INFORMATION ON COMMUNIST ECONOMIC CREDITS AND GRANTS TO LESS DEVELOPED COUNTRIES  
IN AFRICA, BY DATE EXTENDED  
1954 - DECEMBER 1976  
(CONTINUED)

RECIPIENT	COMMUNIST COUNTRY	DATE EXTENDED YEAR MONTH	PROJECTS	EXTENDED	DRAWN	STATUS
ALGERIA	CZECHOSLOVAKIA	1964 MAY	POWER STATION, SKIRDA (150.0 MILLION) (B) COAL PROSPECTING AND EXPLORATION (50.1 MILLION)	60.0	2.0	UC
		1972 MAR	LINE OF CREDIT PUMP PLANT, MEDEA COMPLEX (336.0 MILLION) CEMENT PLANT	69.0	16.0	UC
			TOTAL			
	EAST GERMANY	1966 APR	GRANT --- ORPHANAGE EQUIPMENT	0.3	0.3	C
		1970 APR	LINE OF CREDIT IRON AND STEEL FOUNDRIES, MEDEA	14.1	14.1	C
		1975 JUN	CREDIT --- PUMP PLANT FOR MEDEA COMPLEX	19.0	1.0	UC
		1975 NOV	CREDIT --- FOUNDRY COMPLEX, TIARET	93.5	0.5	UC
			TOTAL	126.8	15.9	
	HUNGARY	1962 OCT	GRANT --- EQUIPMENT FOR 100-BED HOSPITAL	0.9	0.9	C
		1970 AUG	LINE OF CREDIT 4 FOOD PROCESSING PLANTS (59.0 MILLION) EL KSEUR	18.0(A)	11.9	C

~~SECRET~~

54  
~~SECRET~~

SECRET

TABLE 20

SUMMARY OF INFORMATION ON COMMUNIST ECONOMIC CREDITS AND GRANTS TO LESS DEVELOPED COUNTRIES IN AFRICA BY DATE EXTENDED 1954 - DECEMBER 1976 (CONTINUED)

RECIPIENT COUNTRY	DATE EXTENDED	PROJECTS	WILLION CURRENT US \$	STATUS		
ALGERIA	YEAR MONTH		EXTENDED	GRANT		
ALGERIA	1970 AUG	TAMER BEATA QUIDJELLI TECHNICAL COLLEGE GRANT (85.0 MILLION) HOSPITAL MEDICAL INSTRUMENTS PLANT	70.0	1.0	UC UC UC UC UC UC	
	1975 NOV	LINE OF CREDIT LIMESTONE PLANT SAIDA (119.0 MILLION) REFRIGERATION PLANTS PREFABRICATED HOUSING PLANT	88.9	13.0	UC UC UC	
	TOTAL		88.9	13.0		
	POLAND	1963 JUL	GRANT -- WHEAT (1,000 TONS)	0.1	0.1	C
		1973 AUG	LINE OF CREDIT SHIPYARD GRANT (55.0 MILLION) FIRST STAGE EQUIPMENT FOR TEXTILE MILL (53.0 MILLION) 13 LIVESTOCK FARMS PLYWOOD PLANT BRICK PLANT	97.7	8.0	UC C UC
	TOTAL		97.8	8.1		
	MOC	1963 AUG	GRANT -- WHEAT (9,000 METRIC TONS)	0.5	0.5	C

SECRET

TABLE 20

SUMMARY OF INFORMATION ON COMMUNIST ECONOMIC CREDITS AND GRANTS TO LESS DEVELOPED COUNTRIES  
IN AFRICA, BY DATE EXTENDED  
1954 - DECEMBER 1976  
(CONTINUED)

RECIPIENT	COMMUNIST COUNTRY	DATE EXTENDED	PROJECTS	MILLION CURRENT US \$	STATUS
		YEAR MONTH		EXTENDED	DRAWN
ALGERIA	PRC	1963 SEP	GRANT -- STRUCTURAL STEEL (3,000 METRIC TONS)	1.3	1.3
		1963 OCT	LINE OF CREDIT	50.0	48.0
			AGRICULTURAL PROJECTS, YEBESSA		
			CERAMIC FACTORY, GUELMA		
			FOREIGN EXCHANGE (522.0 MILLION)		
			EXPOSITION PALACE (58.0 MILLION)		
			MEDICAL AID		
			MINERAL PROSPECTING AND DEVELOPMENT		
			HYDROGEOLOGICAL STUDIES AND WELL DIGGING		
			SURGICAL INSTRUMENTS PLANT (57.5 MILLION)		
		1965 APR	GRANT -- SCHOOL EQUIPMENT	0.3	0.3
		1971 OCT	LINE OF CREDIT	40.0	0.3
			DAM, WADI ISSER		
			TEXTILE PLANT		
			RICE PROCESSING PLANT		
			SILK PRODUCTION, SIDI BEL ABDES		
			AGRICULTURAL AND WATER RESOURCES DEVELOPMENT		
			6 EXPERIMENTAL FARMS		
			FISH BREEDING, MAZAGRAN		
			TOTAL	92.0	50.3
ROMANIA		1972 MAR	LINE OF CREDIT	100.0	2.3
			GEOLOGICAL PROSPECTING		
			IRRIGATION DAM, NSAB		

~~SECRET~~

~~SECRET~~

TABLE 20

SUMMARY OF INFORMATION ON COMMUNIST ECONOMIC CREDITS AND GRANTS TO LESS DEVELOPED COUNTRIES IN AFRICA BY DATE EXTENDED 1954 - DECEMBER 1976 (CONTINUED)

RECIPIENT	COMMUNIST COUNTRY	DATE EXTENDED	PROJECTS	EXTENDED	DRAWN	STATUS
ALGERIA	ROMANIA	1972 MAR	TELEPHONE NETWORK (56.0 MILLION) UNIVERSITY CENTER AND AGRICULTURAL SCHOOL 155.0 MILLION 9 STATE FARMS	100.0	2.3	UC
	USSR	1962 AUG	GRANT - WHEAT (10,000 TONS)	0.0	0.0	C
		1963 OCT	LINE OF CREDIT TRUCKS TWO L-16 AIRCRAFT (53.4 MILLION) AGRICULTURAL EQUIPMENT TECHNICAL ASSISTANCE EQUIPMENT FOR TEXTILE INSTITUTE INDUSTRIAL TRAINING CENTER AGRICULTURAL TRAINING CENTER GLASS FACTORY / ORAN 21 IRRIGATION DAMS COTTON LAND PREPARATION WELL DRILLING FORAGE CULTIVATION AGRICULTURAL EQUIPMENT WORKSHOPS MILK CO-OPS GEOLOGICAL PROSPECTING ALUMINUM WARE FACTORY RAYON PLANT REHABILITATION OF INDUSTRY LEAD AND ZINC CONCENTRATION PLANT: 6: ABID GAS THERMAL POWER PLANT: ANKABA 9 WINE DISTILLERIES	100.0	80.0	C
		TOTAL		100.0	2.3	

SECRET

57  
SECRET

TABLE 20

SUMMARY OF INFORMATION ON COMMUNIST ECONOMIC CREDITS AND GRANTS TO LESS DEVELOPED COUNTRIES  
IN AFRICA BY DATE EXTENDED  
1954 - DECEMBER 1976  
(CONTINUED)

RECIPIENT COUNTRY	DATE EXTENDED	PROJECTS	EXTENDED	STATUS
ALGERIA	USSR	PETROLEUM EXPLORATION		UC
		IRON ORE DEVELOPMENT		UC
		MERCURY PRODUCTION PLANT. (SMALL)		C
		REHABILITATION OF MINES		C
		COMMODITIES (527.8 MILLION)		C
		AGRICULTURAL EXPERIMENT STATIONS		C
		CEMENT PLANT. ORAN		C
		AID TO FISHING INDUSTRY AND		C
		MERCHANT FLEET		C
		OIL TANKERS (59.2 BILLION)		C
		GRANT -- ONE IL-18 AIRCRAFT	1.7	C
		CREDIT	127.8	C
		STEEL PLANT. ANNABA		C
		METALLURGICAL TRAINING CENTER.		C
		ANNABA		C
GRANT -- PETROLEUM AND GAS	2.0	C		
INSTITUTE		C		
GRANT -- 200-BED HOSPITAL.	2.0	C		
LAHBARIA		C		
TRADE CREDIT -- HYDROCARBON	3.4	C		
RESEARCH (C)		C		
LINE OF CREDIT -- EXPANSION OF	188.9	UC		
ANNABA STEEL PLANT		UC		
CREDIT -- ALUMINUM PLANT. MISILA	390.0	S		
TOTAL	716.4	288.1		

SECRET

SECRET

TABLE 20

SUMMARY OF INFORMATION ON COMMUNIST ECONOMIC CREDITS AND GRANTS TO LESS DEVELOPED COUNTRIES  
IN AFRICA BY DATE EXTENDED  
1954 - DECEMBER 1976  
(CONTINUED)

RECIPIENT	COMMUNIST COUNTRY	DATE EXTENDED		PROJECTS	BILLION CURRENT US \$		STATUS
		YEAR	MONTH		EXTENDED	GRANT	
ESTIMATED MINIMUM TOTAL FOR ALGERIA							
ANGOLA	BULGARIA	1976	OCT	LINE OF CREDIT	132.7	401.9	
ESTIMATED MINIMUM TOTAL FOR ANGOLA							
ANGOLA	EAST GERMANY	1976	JUN	TOTAL			
				GRANT -- COMMODITIES	10.0(8)	10.0	C
				TOTAL	10.0	10.0	
ANGOLA	USSR	1976	MAY	LINE OF CREDIT	10.0(8)		
				GRANT -- MEDICAL EQUIPMENT	0.5	0.5	C
				TOTAL	10.5	0.5	
ESTIMATED MINIMUM TOTAL FOR ANGOLA							
ANGOLA	PRC	1972	DEC	LINE OF CREDIT	20.5	10.5	
				3 RICE CULTIVATION PROJECTS	44.0	3.1	C
				MALANVILLE POBE ABOMEY			US US

~~SECRET~~

TABLE 20

SUMMARY OF INFORMATION ON COMMUNIST ECONOMIC CREDITS AND GRANTS TO LESS DEVELOPED COUNTRIES IN AFRICA BY DATE EXTENDED 1954 - DECEMBER 1976 (CONTINUED)

RECIPIENT	COMUNIST COUNTRY	DATE EXTENDED	YEAR MONTH	PROJECTS	EXTENDED	DRAMA	STATUS
BENIN	PRC	1973 DEC		EXPERIMENTAL FARM TOBACCO AND MATCH FACTORY STADIUM AND SPORTS COMPLEX COTONOU (86.7 MILLION)	44.0	3.1	UC
	ROMANIA	1976 MAY		CREDIT	(0)		
				TOTAL			
	USSR	1974		LINE OF CREDIT GEOLOGICAL AND WINE SURVEYS (52.0 MILLION)	5.3		
				TOTAL	5.3		
				ESTIMATED MINIMUM TOTAL FOR BENIN	49.3	3.1	
BOTSWANA	PRC	1976 AUG		LINE OF CREDIT	(0)		
				TOTAL			

ESTIMATED MINIMUM TOTAL FOR BOTSWANA

8  
~~SECRET~~

TABLE 20

SUMMARY OF INFORMATION ON COMMUNIST ECONOMIC CREDITS AND GRANTS TO LESS DEVELOPED COUNTRIES IN AFRICA BY DATE EXTENDED 1954 - DECEMBER 1976 (CONTINUED)

RECIPIENT COUNTRY	DATE EXTENDED	PROJECTS	EXTENDED	STATUS
BURUNDI PNC	1972 JAN	LINE OF CREDIT	20.0	7.2
		ROAD, BUVURURA - RUTOVO		
		HYDROELECTRIC COMPLEX - MUGERE RIVER		
		TEXTILE COMPLEX COMMODITIES		
TOTAL		20.0	7.2	
ESTIMATED MINIMUM TOTAL FOR BURUNDI				
CAMEROON PNC	1973 MAR	LINE OF CREDIT	71.0	1.0
		DAM AND HYDROELECTRIC COMPLEX - LAGOO (\$5.0 MILLION)		
		RURAL ELECTRIFICATION IRRIGATION PROJECTS		
		CULTURAL CENTER - YAOUNDE		
TOTAL		71.0	1.0	
USSR	1963 APR	LINE OF CREDIT	7.8	6.1
		COMMODITIES (\$1.7 MILLION)		
		EXPANSION OF TECHNICAL SCHOOLS AGRICULTURAL SCHOOL - DSCHANG (\$2.2 MILLION)		
		FORESTRY SCHOOL - MBALMAYO (\$2.2 MILLION)		

61  
SECRET

SECRET



TABLE 20

SUMMARY OF INFORMATION ON COMMUNIST ECONOMIC CREDITS AND GRANTS TO LESS DEVELOPED COUNTRIES IN AFRICA BY DATE EXTENDED 1954 - DECEMBER 1976 (CONTINUED)

RECIPIENT	COMMUNIST COUNTRY	DATE EXTENDED	PROJECTS	EXTENDED	GRANTS	STATUS
CAMEROON	USSR	YEAR MONTH	CORN (10,000 METRIC TONS)	0.2 (B)	0.2	C
		TOTAL		0.0	0.2	
ESTIMATED MINIMUM TOTAL FOR CAMEROON						
				79.0	7.3	
CENTRAL AFRICAN	PRC	1964 OCT	CREDIT FOREIGN EXCHANGE (\$2.0 MILLION)	4.0	4.0	C
STATE			COMMODITIES (\$2.0 MILLION)			C
		1976 NOV	LINE OF CREDIT	(B)		
		TOTAL		4.0	4.0	
	USSR	1970 JUL	GRANT MATERNAL AND CHILD HEALTH CENTER (\$0.2 MILLION)	0.9 (B)	0.9	C
			SCIENTIFIC LAB EQUIPMENT (\$0.7 MILLION)			C
		1971 JUN	CREDIT -- THREE HELICOPTERS	1.9(A)	1.9	C
		1974	GRANT -- 4 STATE FARMS	0.4	0.4	C
		1976	GRANT -- MEDICAL SUPPLIES	0.1	0.1	C
		TOTAL		3.3	3.3	

SECRET

SECRET

TABLE 20

SUMMARY OF INFORMATION ON COMMUNIST ECONOMIC CREDITS AND GRANTS TO LESS DEVELOPED COUNTRIES  
IN AFRICA BY DATE EXTENDED  
1954 - DECEMBER 1976  
(CONTINUED)

RECIPIENT	COMMUNIST COUNTRY	DATE EXTENDED	YEAR MONTH	PROJECTS	EXTENDED	DRAWN	STATUS
ESTIMATED MINIMUM TOTAL FOR CENTRAL AFRICAN EMPIRE							
CHAD	ROC	1971 JUN		GRANT -- FOREIGN EXCHANGE	0.4	0.4	C
		1972 APR		LINE OF CREDIT RICE CULTIVATION - BONGOR URBAN ELECTRIFICATION HYDRO-AGRICULTURAL COMPLEX -GOTIO BRIDGE, CHARI RIVER STADIUM - N'DJAMENA (\$20.0 MILLION)	48.8	0.8	UC
		1973 JUL		GRANT -- FOODGRAINS (4000 TONS)	1.1 (B)	1.1	C
		1974		GRANT -- FOREIGN EXCHANGE FOR DROUGHT RELIEF	0.5	0.5	C
		1975 MAR		CREDIT -- COMMODITIES TO FINANCE LOCAL COSTS	17.0	0.6	UC
TOTAL					67.6	3.1	
USSR		1968 DEC		CREDIT MEDICAL SCHOOL GEOLOGICAL SURVEYS HIGHWAY CONSTRUCTION	2.2	0.1	S
		1972 SEP		GRANT -- RICE (2,500 METRIC TONS)	0.9 (B)	0.9	C

SECRET

SECRET

TABLE 20

SUMMARY OF INFORMATION ON COMMUNIST ECONOMIC CREDITS AND GRANTS TO LESS DEVELOPED COUNTRIES  
IN AFRICA, BY DATE EXTENDED  
1954 - DECEMBER 1976  
(CONTINUED)

RECIPIENT	COMMUNIST COUNTRY	DATE EXTENDED	PROJECTS	EXTENDED	DRAWN	STATUS
		YEAR MONTH	GRANT -- RICE (2,000 METRIC TONS)			
CHAD	USSR	1974 MAR	GRANT -- RICE (2,000 METRIC TONS)	1.0 (3)	1.0	C
		1975 JAN	GRANT -- RICE (2,000 METRIC TONS)	0.0	0.0	C
		TOTAL		0.0	0.0	
ESTIMATED MINIMUM TOTAL FOR CHAD						
				72.6	0.0	
CONGO ISLANDS	PRC	1976 JUN	LINE OF CREDIT	(B)		
ESTIMATED MINIMUM TOTAL FOR CONGO ISLANDS						
CONGO	BULGARIA	1972 AUG	CREDIT -- RINE DEVELOPMENT. BINDOULI	2.5	2.5	C
		TOTAL		2.5	2.5	
EAST GERMANY		1970	CREDIT LUMBER MILL ELECTRIC CABLE PLANT PRINTING PLANT EQUIPMENT	0.1	0.0	C
		TOTAL		0.1	0.0	

~~SECRET~~

~~SECRET~~



TABLE 20

SUMMARY OF INFORMATION ON COMMUNIST ECONOMIC CREDITS AND GRANTS TO LESS DEVELOPED COUNTRIES IN AFRICA BY DATE EXTENDED 1954 - DECEMBER 1976 (CONTINUED)

RECIPIENT COUNTRY	DATE EXTENDED	PROJECTS	MILLION CURRENT US \$		STATUS
			EXTENDED	DRAWN	
CONGO	1964 OCT	TECHNICAL ASSISTANCE FOR STATE-OWNED INDUSTRIES			UC
	1970 JUL	CREDIT -- BUDGET SUPPORT	20.0	20.0	C
ROMANIA	1973	LINE OF CREDIT	24.0(6)	9.8	UC
		DAM AND HYDROELECTRIC PLANT, BOUENZA RIVER (518.0 MILLION)			UC
		ELECTRIFICATION OF 5 TOWNS			UC
		WATER PIPELINES			UC
		AGRICULTURAL DEVELOPMENT - BOUENZA			UC
		LIMESTONE CRUSHING PLANT - MADINGOU			C
		HOSPITAL - JACOB			
		TOTAL	69.2	44.1	
		LINE OF CREDIT	12.0	1.5	UC
		SYNTHETIC FIBER PLANT - NINSOUNDI			UC
LUMBER PROCESSING COMPLEX - BRAZZAVILLE			UC		
SAWMILL - SETOU			UC		
IRON ORE PROSPECTING - MOUNT-LEKOUROU			UC		
AGRICULTURAL ASSISTANCE - 400 TRACTORS			UC		
PETROLEUM EXPLORATION - LA CUVETTE AREA			UC		
AGRICULTURE AND TOURISM FACILITIES - ILE M'BAMOU					
TOTAL	12.0	1.5			

SECRET

SECRET

TABLE 20

SUMMARY OF INFORMATION ON COMMUNIST ECONOMIC CREDITS AND GRANTS TO LESS DEVELOPED COUNTRIES IN AFRICA BY DATE EXTENDED 1964 - DECEMBER 1976 (CONTINUED)

RECIPIENT	COMMUNIST COUNTRY	DATE EXTENDED YEAR MONTH	PROJECTS	EXTENDED	DRAMA	STATUS
CONGO	USSR	1964 JUL	GRANT - 100-BED MATERNITY HOSPITAL, BRAZZAVILLE	1.3	1.3	C
		1964 DEC	LINE OF CREDIT GEOLOGICAL SURVEY, POINTE NOIRE AND NIARI HOTEL, BRAZZAVILLE DAM, HYDROELECTRIC PLANT AND IRRIGATION SYSTEM, BRAMA TWO ANTONOV-24 TRANSPORT PLANES (52.2 MILLION) ORE-DRESSING COMPLEX, BOUENZA	0.9	0.9	C
		1968 JUN	CREDIT - COMMODITIES TO GENERATE LOCAL CURRENCY	3.5	3.5	C
		1969 OCT	GRANT - 1 MI-4 HELICOPTER	0.2	0.2	C
		1973 APR	GRANT - VETERINARY LABORATORY	4.0	1.0	UC
		1975 MAR	CREDIT ADDED TO DECEMBER 1964 CREDIT METAL AND MINERAL PROSPECTING, KELLE 200-BED HOSPITAL, DOLISTE EQUIPMENT FOR THREE TECHNICAL FACILITIES, UNIVERSITY OF BRAZZAVILLE EXPANSION OF HOSPITAL, BRAZZAVILLE GOLD MINE, NAKAMBEKA (50.9 MILLION)	10.0(10)	1.1	UC
		TOTAL		20.3	16.0	

TABLE 20

SUMMARY OF INFORMATION ON COMMUNIST ECONOMIC CREDITS AND GRANTS TO LESS DEVELOPED COUNTRIES  
IN AFRICA, BY DATE EXTENDED  
1984 - DECEMBER 1976  
(CONTINUED)

RECIPIENT	COMMUNIST COUNTRY	DATE EXTENDED YEAR MONTH	PROJECTS	EXTENDED	GRANT	STATUS
ESTIMATED MINIMUM TOTAL FOR CONGO						
EQUATORIAL GUINEA	PRC	1971 DEC	CREDIT ROAD CONSTRUCTION: BIO MIMI MEDICAL ASSISTANCE HYDROELECTRIC PLANT, BICOMO TRANSMISSION LINES, BICOMO - BATA TELECOMMUNICATIONS FACILITY (\$13.0 MILLION) AGRICULTURAL DEVELOPMENT MATCH FACTORY	117.1	64.9	LC MC
		1974	GRANT -- PASSENGER VESSEL	24.0 (B)	1.0	
			TOTAL	24.1	1.1	
	USSR	1971 MAR	CREDIT -- ANTONOV-24 PLANE	1.1	1.1	C
		1971 SEP	CREDIT (D)			
			TOTAL	1.1	1.1	
ESTIMATED MINIMUM TOTAL FOR EQUATORIAL GUINEA						
				25.2	2.2	
ETHIOPIA	BULGARIA	1965 APR	LINE OF CREDIT	5.0	0.3	

SECRET

SECRET

TABLE 20

SUMMARY OF INFORMATION ON COMMUNIST ECONOMIC CREDITS AND GRANTS TO LESS DEVELOPED COUNTRIES IN AFRICA, BY DATE EXTENDED 1954 - DECEMBER 1976 (CONTINUED)

RECIPIENT	COMMUNIST COUNTRY	DATE EXTENDED	YEAR MONTH	PROJECTS	EXTENDED	DRAWN	STATUS
ETHIOPIA	BULGARIA	1965 APR	1965 APR	AGRICULTURAL PLANTATION	0.2	0.2	C
				GRANT -- MUSIC SCHOOL	0.4	0.4	C
				GRANT -- DROUGHT RELIEF	5.0	0.0	C
TOTAL					5.6		
CZECHOSLOVAKIA	CZECHOSLOVAKIA	1958 NOV	1958 NOV	CREDIT -- HOSPITAL EQUIPMENT AND SUPPLIES	1.5(A)	1.0	C
				LINE OF CREDIT RUBBER AND CANVAS SHOE FACTORY, ADDIS ABABA (50.5 MILLION); TIRE FACTORY, ADDIS ABABA (\$3.9 MILLION); HIDE PROCESSING PLANT, MOJO (55.6 MILLION)	10.0(A)	10.0	C
TOTAL					11.8		
EAST GERMANY	EAST GERMANY	1975	1975	GRANT -- DROUGHT RELIEF	1.4	1.4	C
				TOTAL	1.4	1.4	
PRC	PRC	1971 OCT	1971 OCT	LINE OF CREDIT ROAD, MALDIYA-HORETA (20.0 MILLION); 45 WATER WELLS AND WATER	24.0	11.0	UC
				TOTAL	24.0	11.0	UC

SECRET

SECRET



TABLE 20

SUMMARY OF INFORMATION ON COMMUNIST ECONOMIC CREDITS AND GRANTS TO LESS DEVELOPED COUNTRIES IN AFRICA, BY DATE EXTENDED 1954 - DECEMBER 1976 (CONTINUED)

RECIPIENT COUNTRY	DATE EXTENDED YEAR MONTH	PROJECTS	MILLION CURRENT US \$			STATUS	
			EXTENDED	DRAWN			
ETHIOPIA	1971 OCT	DISTRIBUTION SYSTEM VETERINARY STATION				UC	
		8 PROVINCIAL DIESEL POWER STATIONS (\$3.2 MILLION)				UC	
		COMMODITIES				UC	
		GEOLOGICAL SURVEY TECHNICAL ASSISTANCE FOR BAMBOO INDUSTRY				UC	
							UC
	1973 OCT	GRANT -- WHEAT (10,000 METRIC TONS)	1.8 (S)	1.8		C	
	1976 FEB	GRANT -- COMMODITIES	0.6	0.6		C	
	1976 AUG	GRANT -- CORN (1,000 METRIC TONS)	0.1	0.1		C	
		TOTAL	26.5	13.5			
USSR	1959 JUL	LINE OF CREDIT OIL REFINERY, ASSAB (\$15.3 BILLION)	100.0	22.0		C	
		GEOLOGICAL SURVEY THERMAL POWER PLANT, ASSAB (\$2.6 MILLION)				UC	
		FOREIGN EXCHANGE (\$2.0 MILLION) JET AIRFIELD, ASSAB (\$3.0 MILLION)				C	
		ROADS IN COASTAL AREA WATER SUPPLY SYSTEM, ASSAB HOSPITAL, ASSAB VOCATIONAL AND AGRICULTURAL TRAINING CENTERS SCIENTIFIC RESEARCH LABORATORY.					UC

70  
SECRET

TABLE 20

SUMMARY OF INFORMATION ON COMMUNIST ECONOMIC CREDITS AND GRANTS TO LESS DEVELOPED COUNTRIES  
IN AFRICA BY DATE EXTENDED  
1954 - DECEMBER 1976  
(CONTINUED)

RECIPIENT COUNTRY	DATE EXTENDED YEAR MONTH	PROJECTS	MILLION CURRENT US \$			STATUS
			EXTENDED	DRAWN		
ETHIOPIA	1958 JUL	AMSO (84.0 MILLION) RECONSTRUCTION OF OIL REFINERY, ASSAB				C
		TEACHER TRAINING INSTITUTES				UC
		GRANT --- TECHNICAL SCHOOL, BAHARDAR-GIYORGIS	1.8	1.8		C
		GRANT --- WHEAT (4,000 METRIC TONS)	0.7 (R)	0.7		C
		GRANT --- HOSPITAL EXPANSION	1.0	1.0		C
		GRANT --- EDUCATION EQUIPMENT, BAHARDAR-GIYORGIS SCHOOL	0.1	0.1		C
		GRANT --- FERTILIZER (3,000 METRIC TONS)	0.6	0.6		C
		GRANT --- MEDICAL EQUIPMENT	0.3	0.2		C
		TOTAL	104.4	26.4		
		ESTIMATED MINIMUM TOTAL FOR ETHIOPIA		209.7		54.0
CAMBODIA	1975 OCT	LINE OF CREDIT AGRICULTURAL EQUIPMENT	25.0	0.3		UC
		TEXTILE PLANT RICE PROJECTS MEDICAL CENTERS, LIBREVILLE AND FRANGEVILLE				UC

71  
SECRET

TABLE 20

SUMMARY OF INFORMATION ON COMMUNIST ECONOMIC CREDITS AND GRANTS TO LESS DEVELOPED COUNTRIES IN AFRICA BY DATE EXTENDED 1954 - DECEMBER 1976 (CONTINUED)

RECIPIENT COUNTRY	COMMUNIST COUNTRY	DATE EXTENDED YEAR MONTH	PROJECTS	EXTENDED	DRAMA	STATUS
ESTIMATED MINIMUM TOTAL FOR GAMBIA						
GAMBIA	PRC	1975 FEB	LINE OF CREDIT RICE CULTIVATION (\$3.0 MILLION) HOSPITAL, BANJUL (\$3.0 MILLION) SPORTS STADIUM, BANJUL (\$4.5 MILLION) ROAD CONSTRUCTION (\$6.3 MILLION)	25.0	0.2	UC
TOTAL						
				25.0	0.2	
ESTIMATED MINIMUM TOTAL FOR GAMBIA						
	USSR	1974 AUG	GRANT - RICE (500 METRIC TONS)	16.0	0.1	
TOTAL						
				16.0	0.1	
ESTIMATED MINIMUM TOTAL FOR GAMBIA						
GHANA	BULGARIA	1961 OCT	LINE OF CREDIT ESTABLISHMENT OF STATE FARMS TEXTILE FACTORY	17.0	0.3	
TOTAL						
				17.0	0.3	
ESTIMATED MINIMUM TOTAL FOR GAMBIA						
				0.2	0.2	
TOTAL						
				0.2	0.2	
ESTIMATED MINIMUM TOTAL FOR GAMBIA						
				9.0(A)	1.1	
TOTAL						
				9.0(A)	1.1	



TABLE 20

SUMMARY OF INFORMATION ON COMMUNIST ECONOMIC CREDITS AND GRANTS TO LESS DEVELOPED COUNTRIES  
IN AFRICA BY DATE EXTENDED  
1954 - DECEMBER 1976  
(CONTINUED)

RECIPIENT COUNTRY	DATE EXTENDED	YEAR MONTH	PROJECTS	EXTENDED	DRAWN	STATUS	
CZECHOSLOVAKIA	1961 OCT		HOSPITAL EQUIPMENT (\$0.8 MILLION)			US	
			SANMILL AND VENEER PLANT				
			CERAMICS FACTORY, SALTPOON				
	TOTAL			24.5	16.6		
EAST GERMANY	1961 MAY		EQUIPMENT FOR PRINTING PLANT, TENA	1.7(A)		C	
			CREDIT - TIBBER PROCESSING COMPLEX	20.3	0.3	US	
			TOTAL		21.9	1.9	
HUNGARY	1961 APR		LINE OF CREDIT EQUIPMENT FOR PHARMACEUTICAL PLANT, NSAWAM (\$0.2 MILLION)	7.0(A)	0.8	C	
			EQUIPMENT FOR ELECTRIC BULB FACTORY, AROSO (\$0.3 MILLION)			C	
			HYDROELECTRIC SURVEY				US
			15 SMALL BRICK AND TILE FACTORIES				US
	TOTAL		7.0				
POLAND	1961 APR		LINE OF CREDIT	14.0	0.8		
			HAND TOOL PLANT, TAKORADI (\$1.3 MILLION)	15.7(A)	0.3		
			FARM IMPLEMENTS FACTORY, TENA				

TABLE 20

SUMMARY OF INFORMATION ON COMMUNIST ECONOMIC CREDITS AND GRANTS TO LESS DEVELOPED COUNTRIES  
IN AFRICA BY DATE EXTENDED  
1954 - DECEMBER 1976  
(CONTINUED)

RECIPIENT COUNTRY	DATE EXTENDED	PROJECTS	EXTENDED	GRANT	STATUS
POLAND	1961 APR	BATTERY FACTORY, ACCRA SHIPYARD 10 ELECTRICAL WORKSHOPS CANDY FACTORY, TENA SPRINGS FACTORY 2 CHARCOAL PLANTS, TWIFU PRASO AND KUMASI 5 MECHANICAL JOINERIES SUGAR REFINERY, DISTILLERY AND SUGAR CANE PLANTATION, ASUCHUALE (86.3 MILLION)	14.0	4.0	
	1961 DEC	LINE OF CREDIT CEMENT PLANT, TAKORADI (54.0 BILLION) CHEMICAL PLANTS (53.5 MILLION) FURNITURE FACTORY, TAKORADI SURVEY OF IRON ORE DEPOSITS SHIENI			
		TOTAL	29.7	10.3	
PHC	1961 AUG	LINE OF CREDIT TEXTILE MILL, JUAPONG (54.9 MILLION) PENCIL FACTORY, TAKORADI EARTHENWARE FACTORY DEVELOPMENT OF INLAND FISHERIES RICE CULTIVATION IRRIGATION PROJECT, AFIFE (513.0 MILLION) 2 STATE FARMS, DAMHENYA AND ASHAIMAN	19.0	9.0	

TABLE 20

SUMMARY OF INFORMATION ON COMMUNIST ECONOMIC CREDITS AND GRANTS TO LESS DEVELOPED COUNTRIES  
IN AFRICA BY DATE EXTENDED  
1954 - DECEMBER 1976  
(CONTINUED)

RECIPIENT COUNTRY	COMMUNIST COUNTRY	DATE EXTENDED YEAR MONTH	PROJECTS	EXTENDED	WILLION CURRENT US \$	STATUS
CAMBODIA	PRC	1964 JUL	LINE OF CREDIT	22.4		
		TOTAL	42.0	9.8		
ROMANIA	1961 SEP	LINE OF CREDIT	0.4	0.9		
		REFRIGERATORS				
		CHEMICAL PLANTS				
		TEXTILE FACTORY				
		DISTILLERY				
USSR	1960 AUG	OIL EXPLORATION				
		FURNITURE FACTORY				
		TOTAL	8.4	0.9		
USSR	1960 AUG	LINE OF CREDIT	40.0	10.1		
		GEOLOGICAL SURVEY (\$8.4 MILLION)				
		TRANSMISSION GRID - KUMASI-BUI				
		ESTABLISHMENT OF 4 STATE FARMS - BRARAM, ZONGO-WACHERI, ADIDOME AND AFIFE (\$3.6 MILLION)				
		AGRICULTURAL EQUIPMENT (\$1.4 MILLION)				
		DEVELOPMENT OF FISHING INDUSTRY				
		FISHING BOAT AND DRYDOCK FACILITIES, TEMA				
		FISH-PROCESSING PLANTS, TEMA (\$2.7 MILLION)				
		8 FISHING VESSELS				
		INDUSTRIAL FEASIBILITY STUDIES GOLD REFINERY, TARRUA (\$0.4				

TABLE 20

SUMMARY OF INFORMATION ON COMMUNIST ECONOMIC CREDITS AND GRANTS TO LESS DEVELOPED COUNTRIES  
IN AFRICA BY DATE EXTENDED  
1954 - DECEMBER 1976  
(CONTINUED)

RECIPIENT COUNTRY	DATE EXTENDED YEAR MONTH	PROJECTS	MILLION CURRENT US \$		STATUS
			EXTENDED	DRAMA	
GHANA	1960 AUG	HOUSING DEVELOPMENT - ACCRA AND TEMA			UC
		PAPER MILL			
		STEEL MILL			
		ATOMIC REACTOR - KWABENYA (\$2.0 BILLION)			UC
USSR	1960 AUG	TRACTOR ASSEMBLY PLANT (\$2.8 MILLION)			
		CREDIT - 4 IL-16 AIRCRAFT	0.8(A)	0.0	C
		10 FISHING TRAWLERS	2.8(A)	2.0	C
		AGRICULTURAL MACHINERY	1.4(A)	1.4	C
USSR	1961 NOV	LINE OF CREDIT	42.0	10.0	UC
		COMMODITIES (\$22.2 MILLION)			C
		FEASIBILITY STUDY, CONCRETE PANEL FACTORY (\$0.1 MILLION)			UC
		TEXTILE MILL, TAMALE (\$2.0 MILLION)			UC
		MACHINE TOOL PLANT			
		AMMUNITION PLANT			
		CONCRETE PANEL PLANT - ACCRA (\$2.2 MILLION)			C
		BRICK AND TILE WORKS			CS
		VENEER SLICING PLANT			
		DAIRY AND DAIRY PRODUCTS PLANT			
TECHNICAL TRAINING SCHOOLS (\$1.2 MILLION)					
USSR	1961 NOV	ENGINEERING - TEMA			
		AGRICULTURE - ADIDOME			
USSR	1961 NOV	CONSTRUCTION OF AIR BASE, TAMALE (\$11.0 MILLION)			CS



TABLE 20

SUMMARY OF INFORMATION ON COMMUNIST ECONOMIC CREDITS AND GRANTS TO LESS DEVELOPED COUNTRIES IN AFRICA BY DATE EXTENDED 1954 - DECEMBER 1976 (CONTINUED)

RECIPIENT	COMMUNIST COUNTRY	DATE EXTENDED	YEAR MONTH	PROJECTS	MILLION CURRENT US \$		STATUS
					EXTENDED	GRANT	
GHANA	USSR		1961 NOV	200-RED HOSPITAL AND NURSING SCHOOL - HALP-ASSINE (\$1.7 MILLION)	31.1		C
			TOTAL	31.1			
ESTIMATED MINIMUM TOTAL FOR GHANA							
GUINEA	BULGARIA		1961 JUN	CREDIT - TECHNICAL ASSISTANCE	2.0		C
			1968 JAN	CREDIT - FOREST RESOURCE DEVELOPMENT	3.5		C
			TOTAL	5.5			
ESTIMATED MINIMUM TOTAL FOR GUINEA							
CZECHOSLOVAKIA			1959 APR	GRANT - HIGHWAY EQUIPMENT	0.3		C
			1959 JUL	LINE OF CREDIT TELECOMMUNICATIONS CENTER - NIPE (\$2.0 MILLION) IMPROVEMENT OF LABE HOSPITAL FACILITIES (\$0.1 MILLION) ESTABLISHMENT OF NATIONAL AIRLINE 6 IL-145 AND 2 AERO 1455 (\$1.6 BILLION) TECHNICAL AID AND TRAINING (\$0.4 MILLION) RADIO EQUIPMENT FOR EMBASSIES	10.0		C
ESTIMATED MINIMUM TOTAL FOR CZECHOSLOVAKIA							

SECRET

TABLE 20

SUMMARY OF INFORMATION ON COMMUNIST ECONOMIC CREDITS AND GRANTS TO LESS DEVELOPED COUNTRIES  
IN AFRICA BY DATE EXTENDED  
1954 - DECEMBER 1976  
(CONTINUED)

RECIPIENT COUNTRY	DATE EXTENDED YEAR MONTH	PROJECTS	EXTENDED	DRAIN	STATUS
CZECHOSLOVAKIA	1959 JUL	(50.2 MILLION) FUNDING OF TRADE DEFICIT (55.6 MILLION)			C
	1959 JUL	GRANT -- TRAINING FOR AIRLINE OPERATION	0.2	0.2	C
		TOTAL	10.5	10.5	
EAST GERMANY	1960 JUL	LINE OF CREDIT PUBLIC ADDRESS SYSTEM, CONARY (50.8 MILLION) SOUND STUDIO, RADIO, CONARY, AND OPEN AIR THEATRE (51.0 MILLION) 7 RICE MILLS EXPERIMENTAL FARM AND AGRICUL- TURAL SCHOOL VEHICLE ASSEMBLY PLANT - NANKAN PRINTING PRESS	3.0	2.8	C
	1965 JUN	CREDIT TO FUND TRADE DEFICIT	1.0	1.0	C
		TOTAL	4.0	3.8	
HUNGARY	1960	LINE OF CREDIT HYDROGEOLOGICAL SURVEY AND WELL DRILLING TECHNICAL ASSISTANCE FOR BAUXITE DEVELOPMENT, LOS ISLAND GLASS FACTORY, QUASSOU (50.3 MILLION)	3.4	2.4	C

79  
SECRET

SECRET

TABLE 20

SUMMARY OF INFORMATION ON COMMUNIST ECONOMIC CREDITS AND GRANTS TO LESS DEVELOPED COUNTRIES IN AFRICA BY DATE EXTENDED 1954 - DECEMBER 1978 (CONTINUED)

RECIPIENT COUNTRY	DATE EXTENDED		PROJECTS	MILLIONS CURRENT US \$		STATUS
	YEAR	MONTH		EXTENDED	DRAWN	
GUINEA	1960	JUN	FERRY SERVICE TO LOS ISLAND	2.0	2.0	C
			CREDIT TO FUND TRADE DEFICIT			C
			TOTAL	4.4	4.4	
POLAND	1960	APR	GRANT -- HIGHWAY EQUIPMENT	0.3	0.3	C
	1960		LINE OF CREDIT STATE FISHING INDUSTRY, SOGJIPOL 6 FISHING BOATS FISHING PORT, CONAKRY (\$0.8 MILLION) HYDROLOGICAL SURVEY AND WELL DRILLING (\$0.4 MILLION) GINERA SERVICE (\$0.5 MILLION)	5.0	4.2	C
			TOTAL	5.3	4.9	
PRC	1959	JUN	GRANT -- RICE (5,000 TONS)	0.5	0.3	C
	1960	MAY	GRANT -- RICE (10,000 TONS)	1.0	1.0	C
	1960	SEP	LINE OF CREDIT MATCH AND CIGARETTE FACTORY, CONAKRY (\$2.8 MILLION) TEA PLANTATION AND PROCESSING PLANT, MAGENTA BAMBOO PRODUCTION, KINKOM HYDROELECTRIC DAM AND POWER STATION, KINKOM (\$2.0 MILLION)	25.0	25.0	C

SECRET

SECRET



TABLE 20

SUMMARY OF INFORMATION ON COMMUNIST ECONOMIC CREDITS AND GRANTS TO LESS DEVELOPED COUNTRIES  
IN AFRICA, BY DATE EXTENDED  
1954 - DECEMBER 1976  
(CONTINUED)

RECIPIENT COUNTRY	DATE EXTENDED	PROJECTS	EXTENDED	DRAMA	STATUS
GUINEA PNC	1966 NOV	GUEST HOUSES, COMAKRY BRICKYARD, KANKAN			C
	1968 AUG	CREDIT -- NATIONAL THEATER AND ASSEMBLY HALL	0.3	0.3	C
	1969 FEB	COMMODITY CREDIT			C
	1969 FEB	CREDIT TO FUND TRADE DEFICIT	5.0	5.0	C
	1969 NOV	LINE OF CREDIT EXPANSION OF PORT, COMAKRY CEMENT PLANT REHABILITATION OF COMAKRY-KANKAN RAILROAD	0.5	0.5	C
	1970 NOV	CREDIT -- BUDGET SUPPORT	10.0	10.0	C
	1972 DEC	LINE OF CREDIT 500 KW RADIO TRANSMITTER, LADS TECHNICAL ASSISTANCE IN RICE PRODUCTION 6 FISHING TRAWLERS	2.0	0.0	S UC
	1974 MAY	GRANT -- RICE (2,000 METRIC TONS)	1.5 (S)	1.5	C
		TOTAL	33.0	33.0	
	ROMANIA	1974 MAR	LINE OF CREDIT BAURITE COMPLEX, BOKE AGRICULTURAL DEVELOPMENT IRON MINING PLASTICS FACTORY	60.0	4.1

SECRET

TABLE 20

SUMMARY OF INFORMATION ON COMMUNIST ECONOMIC CREDITS AND GRANTS TO LESS DEVELOPED COUNTRIES  
IN AFRICA BY DATE EXTENDED  
1954-DECEMBER 1976  
(CONTINUED)

RECIPIENT COUNTRY	COMMUNIST COUNTRY	DATE EXTENDED	PROJECTS	EXTENDED	STATUS
		YEAR MONTH		MILLION CURRENT US \$	
GUINEA	ROMANIA	1974 MAR	TRACTOR PLANT 3,000 TRACTORS (\$50.0 MILLION)	50.0	C
			TOTAL	50.0	
USSR		1959 AUG	LINE OF CREDIT TECHNOLOGICAL INSTITUTE - CONAKRY (\$4.5 MILLION)	25.0	C
			HOTEL - CONAKRY (\$1.2 MILLION)		C
			SPORTS STADIUM - CONAKRY (\$1.6 MILLION)		C
			SAKILL - NZENKORE (\$2.2 MILLION)		C
			SLAUGHTERHOUSE AND CANNING PLANT, BAMOU (\$1.0 MILLION)		C
			COLD STORAGE - CONAKRY (\$2.3 MILLION)		C
			CONAKRY AIRPORT - RUNWAY EXTENSION (\$2.6 MILLION)		C
			ROAD AND RAILROAD EXTENSION SURVEY AND RECONSTRUCTION OF CONAKRY - BAMOU LINE		C
			ROAD NETWORK EXPANSION		C
			SECTION OF CONAKRY AIRPORT EXPRESSWAY (\$1.6 MILLION)		C
			STREET SURFACING (\$1.2 MILLION)		C
			ROADBUILDING EQUIPMENT GEOLOGICAL AND MINERALS SURVEY (\$2.6 MILLION)		C
			AID TO DIAMOND AND GOLD MINING OPERATIONS (\$5.1 MILLION)		C
			AGRICULTURAL DEVELOPMENT PEST CONTROL STATIONS AGRICULTURAL MACHINERY		C

SECRET

SECRET

TABLE 20

SUMMARY OF INFORMATION ON COMMUNIST ECONOMIC CREDITS AND GRANTS TO LESS DEVELOPED COUNTRIES IN AFRICA BY DATE EXTENDED 1954 - DECEMBER 1976 (CONTINUED)

RECIPIENT	COMMUNIST COUNTRY	DATE EXTENDED	PROJECTS	EXTENDED	DRAMA	STATUS
		YEAR MONTH		MILLION CURRENT US \$		
GUINEA	USSR	1959 AUG	THREE DAIRY FARMS, DITIN, MOUNGAN, AND SAMINFORONI (52.0 MILLION) CONCRETE PLANT, CONAKRY AIRPORT DIESEL POWER STATION, KZEREMORE			C
		1959 AUG	GRANT - RADIO STATION, 2 50-KW TRANSMITTERS	2.0		C
		1960 JAN-JUN	GRANT - 2 POLICE PATROL BOATS	0.2		C
		1960 JAN-JUN	GRANT - 2 HELICOPTERS	0.4		C
		1960 SEP	LINE OF CREDIT MERCHANT MARINE EQUIPMENT AND TRAINING (52.5 MILLION) 3 IL-18 AIRCRAFT (55.2 MILLION) TECHNICAL ASSISTANCE FOR AIR GUINEA SURVEY FOR KONKOURE DAM HYDROELECTRIC PLANT AND ALUMINUM SHELTER HOTEL SHIPYARD AND PORT DEVELOPMENT	21.5	11.9	CS
		1961 APR	GRANT - 500-BED HOSPITAL, NANKAN	1.0		C
		1962 MAR	LINE OF CREDIT CONAKRY AIRPORT HANGAR REPAIR CENTER CONAKRY AIRPORT COMMUNICATIONS FACILITIES CONAKRY AIRPORT JET-FUEL STORAGE FACILITIES 100-PREFAB HOUSES, AIR CITY.	13.0	6.0	C

SECRET

SECRET

TABLE 20

SUMMARY OF INFORMATION ON COMMUNIST ECONOMIC CREDITS AND GRANTS TO LESS DEVELOPED COUNTRIES IN AFRICA BY DATE EXTENDED 1954 - DECEMBER 1976 (CONTINUED)

RECIPIENT	COMMUNIST COUNTRY	DATE EXTENDED	PROJECTS	EXTENDED	DRAWN	STATUS
		YEAR MONTH		MILLION CURRENT US \$		
GUINEA	USSR	1963 MAR	COMAKRY HOSPITAL EQUIPMENT FOR DONKA AND BALLY HOSPITALS (80.7 MILLION)			C
			DIESEL ELECTRIC STATION - BABOU			C
			CEMENT PLANT - SIGURI (\$2.4 MILLION)			S
			FISHERIES DEVELOPMENT (\$4.0 MILLION)			UC
			PORT MACHINERY AND 4 FISHING VESSELS			UC
			ORYACEIYLSNE PLANT - COMAKRY			UC
			MICROBIOLOGY LAB - KINDIA COMPLEX			UC
		1965 JUN	CREDIT TO FUND TRADE DEFICIT	15.0	19.0	C
		1966 SEP	CREDIT -- 3 AN-24 AIRCRAFT	2.7(A)	2.7	C
		1967 SEP	CREDIT TO ASSIST SOVIET PROJECTS	16.7	16.7	CC
		1969 DEC	CREDIT -- EXPLOITATION OF BAUKITE DEPOSITS - KINDIA	92.2	92.2	C
			COMMODITIES (\$37.2 MILLION)			C
			RAILROAD - KINDIA-COMAKRY			C
			PORT CONSTRUCTION			C
	MINE DEVELOPMENT			C		
1973 AUG	GRANT -- OCEANOGRAPHIC RESEARCH CENTER - COMAKRY	1.5 (B)	0.5	UC		
1974 MAY	GRANT -- FLOUR (10,000 METRIC TONS)	2.0 (B)	2.0	C		
	TOTAL		203.2	185.0		

SECRET



TABLE 20

SUMMARY OF INFORMATION ON COMMUNIST ECONOMIC CREDITS AND GRANTS TO LESS DEVELOPED COUNTRIES IN AFRICA BY DATE EXTENDED 1964 - DECEMBER 1976 (CONTINUED)

RECIPIENT	COMMUNIST COUNTRY	DATE EXTENDED	PROJECTS	EXTENDED	DEAM	STATUS
ESTIMATED MINIMUM TOTAL FOR GUINEA						
GUINEA(BISSAU)	PRC	1975 JUL	LINE OF CREDIT RICE CULTIVATION; GERA VALLEY AGRICULTURAL EQUIPMENT	16.0	0.1	MC
		1975 SEP	GRANT -- RICE (2 000 METRIC TONS)	0.0	0.0	C
		TOTAL		16.0	0.1	
	USSR	1975 JUN	GRANT -- REFRIGERATED TRAWLER	0.5(0)	0.5	C
		1976 SEP	LINE OF CREDIT GEOLOGICAL- LABORATORY BAUXITE DEVELOPMENT COMMODITIES (\$2.8 BILLION) CONSTRUCTION MACHINERY VEHICLES	13.4		
		TOTAL		13.9	0.5	
ESTIMATED MINIMUM TOTAL FOR GUINEA(BISSAU)						
IVORY COAST	ROMANIA	1975 DEC	LINE OF CREDIT MINERAL INDUSTRY DEVELOPMENT	30.5	1.2	(0)

~~SECRET~~

~~SECRET~~

TABLE 20

SUMMARY OF INFORMATION ON COMMUNIST ECONOMIC CREDITS AND GRANTS TO LESS DEVELOPED COUNTRIES  
IN AFRICA BY DATE EXTENDED  
1964 - DECEMBER 1976  
(CONTINUED)

RECIPIENT COUNTRY	DATE EXTENDED YEAR-MONTH	PROJECTS	EXTENDED	STATUS
BILLION CURRENT US \$				
TOTAL				
ESTIMATED MINIMUM TOTAL FOR IVORY COAST				
KENYA	1964 MAY	GRANT - BUDGETARY SUPPORT	3.0	C
	1964 MAY	LINE OF CREDIT TEXTILE MILL SUGAR REFINERY COMMODITIES	14.9	
		TOTAL	17.9	
USSR	1964 MAY	GRANT 200-BED HOSPITAL AND POLYCLINIC RISURU 2 TECHNICAL SCHOOLS HAKEDYEVA NYERIA	4.3	C
	1964 NOV	LINE OF CREDIT INDUSTRIA - FEASIBILITY SURVEY RADIO STATION TEXTILE MILL FISH CANNERY VEGETABLE CANNERY - SAGANA FRUIT CANNERY - BOMBASA	44.4	C

SECRET

TABLE 20

SUMMARY OF INFORMATION ON COMMUNIST ECONOMIC CREDITS AND GRANTS TO LESS DEVELOPED COUNTRIES IN AFRICA, BY DATE EXTENDED 1964 - DECEMBER 1976 (CONTINUED)

RECIPIENT	COMMUNIST COUNTRY	DATE EXTENDED	PROJECTS	EXTENDED	DRAWN	STATUS
		YEAR MONTH		MILLION CURRENT US \$		
KENYA	USSR	1964 NOV	COMMODITIES (\$16.4 MILLION)	48.7	0.3	C
			EQUIPMENT FOR HOSPITAL (RISUMU) (\$0.3 MILLION)			
TOTAL				48.7	0.3	
ESTIMATED MINIMUM TOTAL FOR KENYA						
MADAGASCAR	EAST GERMANY	1976 FEB	GRANT -- RELIEF ASSISTANCE	64.8	7.3	C
TOTAL				64.8	7.3	
PRC		1972 NOV	GRANT -- RICE (10,000 TONS)	3.5(1)	3.5	C
TOTAL				3.5(1)	3.5	
1975		1975 JUL	CREDIT -- AGRICULTURAL EQUIPMENT	7.8	0.1	UC
TOTAL				7.8	0.1	
1976		1976	CREDIT -- RICE (49,000)	53.0	0.1	S
TOTAL				53.0	0.1	

SECRET

SECRET

TABLE 20

SUMMARY OF INFORMATION ON COMMUNIST ECONOMIC CREDITS AND GRANTS TO LESS DEVELOPED COUNTRIES  
IN AFRICA, BY DATE EXTENDED  
1954 - DECEMBER 1976  
(CONTINUED)

RECIPIENT	COMMUNIST COUNTRY	DATE EXTENDED	PROJECTS	EXTENDED	STATUS	BILLION CURRENT US \$
		YEAR MONTH				
		1976	(TONS)			
MADAGASCAR	MPC			20.0	20.0	C
			TOTAL	20.0	20.0	
	USSR	1974 DEC	LINE OF CREDIT RADIO-TRANSMITTER CEMENT PLANT	9.0 (1)	9.0	C
		1976 FEB	GRANT -- MI-8 HELICOPTER	1.0	1.0	C
			TOTAL	6.0	1.0	
			ESTIMATED MINIMUM TOTAL FOR MADAGASCAR	25.0	25.0	
MALI	BULGARIA	1963 JAN	LINE OF CREDIT EXPERIMENTAL FARM - BAGUINEDA (50.4 MILLION) DAIRY FARM GRAIN SILOS EGG HATCHERY ASSISTANCE IN TOWN PLANNING. BANANO MEDICAL TECHNICIANS	2.0	1.2	C
			TOTAL	2.0	1.2	

89  
SECRET

SECRET

TABLE 20

SUMMARY OF INFORMATION ON COMMUNIST ECONOMIC CREDITS AND GRANTS TO LESS DEVELOPED COUNTRIES  
IN AFRICA - BY DATE EXTENDED  
1954 - DECEMBER 1976  
(CONTINUED)

RECIPIENT	COMMUNIST COUNTRY	DATE EXTENDED	PROJECTS	EXTENDED	DRAWN	STATUS
	CZECHOSLOVAKIA	1961 JUN	LINE OF CREDIT TRANSPORT EQUIPMENT (14.8 MILLION) FLOUR MILLS TIENFALA TRACTOR ASSEMBLY PLANT BICYCLE PLANT HOSPITAL EQUIPMENT (50.2 MILLION) ESTABLISHMENT OF NATIONAL INFORMATION AGENCY AGRICULTURAL EQUIPMENT RADIO EQUIPMENT (51.6 MILLION) TECHNICAL TRAINING-CIVIL AVIATION	10.0	2.8	US US C C US US C
	EAST GERMANY	1961 JUN	CREDIT --- AIRCRAFT AND PILOT TRAINING	2.5	2.5	C
			TOTAL	12.5	5.1	
	EAST GERMANY	1961 APR	PRINTING PRESS	0.1	0.1	C
			TOTAL	0.1	0.1	
	HUNGARY	1961 JAN-JUN	CREDIT -- 50 BUSES AND TRUCKS	0.5	0.5	C
			TOTAL	0.5	0.5	
	POLAND	1961 NOV	CREDIT -- EQUIPMENT FOR LIGHT INDUSTRY AND AGRICULTURE	7.5		

SECRET

SECRET

TABLE 20

SUMMARY OF INFORMATION ON COMMUNIST ECONOMIC CREDITS AND GRANTS TO LESS DEVELOPED COUNTRIES  
IN AFRICA BY DATE EXTENDED  
1964 - DECEMBER 1976  
(CONTINUED)

RECIPIENT	COMMUNIST COUNTRY	DATE EXTENDED	PROJECTS	EXTENDED	DRAWN	STATUS
			TOTAL	7.9		
		1961 SEP	LINE OF CREDIT			
			AGRICULTURAL MACHINERY AND			
			TECHNICAL ASSISTANCE	19.0	18.7	C
			ROADBUILDING EQUIPMENT			
			TEA FARM AND DRYING PLANT			
			SIKASSO			
			RICE AND SUGAR FARMS			
			COTTON-GINNERY			
			COFFONSEED OIL PLANT			
			CIGARETTE FACTORY, BAMAKO (\$1.7			
			MILLION)			
			PAPER FACTORY			
			TEXTILE COMPLEX, SEGOU (\$7.8			
			MILLION)			
			APARTMENT HOUSES, BAMAKO			
			CINEMA, BAMAKO			
			200-KW TRANSMITTER, BAMAKO			
			MATCH FACTORY, BAMAKO (\$1.0			
			MILLION)			
			GLASSWORKS			
			SUGAR REFINERY, DOUNGBOUGOU			
			(\$3.6 MILLION)			
		1964 NOV	LINE OF CREDIT			
			COMMODITIES (\$4.2 MILLION)	22.4	19.0	C
			PROJECTS (\$18.2 MILLION)			
			RICE MILL, SEVARE (\$1.4 MILLION)			
			RICE MILL, KOUROUMA (\$1.4			
			MILLION)			
			TANNERY, BAMAKO			
			EXPERIMENTAL SUGAR MILL, NIOMA			

TABLE 20

SUMMARY OF INFORMATION ON COMMUNIST ECONOMIC CREDITS AND GRANTS TO LESS DEVELOPED COUNTRIES  
IN AFRICA BY DATE EXTENDED  
1964 DECEMBER 1976  
(CONTINUED)

RECIPIENT	COMMUNIST COUNTRY	DATE EXTENDED	PROJECTS	EXTENDED	DRAWN	STATUS
MALI	PNC	1964 NOV	MACARONI PLANT SHOP FACTORY SUGAR REFINERY - SERIBALA HOTEL - SEVARE RICE MILL - NIOWA EXPANSION OF TEXTILE COMPLEX SEGOU (38.8 BILLION)			C
			RECONSTRUCTION OF CIGARETTE PLANT AND IRRIGATION FACILITIES			C
			PHARMACEUTICAL PLANT SUGAR MILL - SIKISSO			UC
		1965 JUL-DEC	CREDIT -- FOREIGN EXCHANGE	0.0	0.0	C
		1966 JUN	CREDIT -- FOREIGN EXCHANGE	3.0	3.0	C
		1973 JUL	GRANT -- FOODGRAINS (8,000 METRIC TONS)	2.1 (B)	2.1	C
		1973 JUL	CREDIT -- RICE (25,000 METRIC TONS)	0.0	0.0	C
		1973 NOV	GRANT -- SURVEY FOR MANANTALI DAM	0.5	0.5	C
		1975 FEB	GRANT -- FOODGRAINS (8,000 METRIC TONS)	2.0 (B)	2.4	C
			TOTAL		74.8	64.5
USSR	USSR	1961 MAR	LINE OF CREDIT GEOLOGICAL SURVEY (\$12.8 BILLION) SURVEY FOR RAILROAD - BANAMO	44.4	36.0	UC
						C

~~SECRET~~

~~SECRET~~

TABLE 20

SUMMARY OF INFORMATION ON COMMUNIST ECONOMIC CREDITS AND GRANTS TO LESS DEVELOPED COUNTRIES  
IN AFRICA, BY DATE EXTENDED  
1954 - DECEMBER 1976  
(CONTINUED)

RECIPIENT	COMMUNIST COUNTRY	DATE EXTENDED	PROJECTS	MILLION CURRENT US \$		STATUS	
				EXTENDED	GRANT		
MALI	USSR	1961 MAR	MOUROUSSA - GUINEA (51.4 MILLION)				
			STADIUM - SAMAKO (52.1 MILLION)				
			NAVIGATIONAL IMPROVEMENTS NIGER RIVER (50.4 MILLION)				
			INDUSTRIAL TRAINING CENTER (51.2 MILLION)				
			AIRCRAFT AND AIR CREW TRAINING (56.4 MILLION)				
			TECHNICAL STUDIES FOR HYDROELECTRIC PROJECTS (50.1 MILLION)				
			COMMODITIES (58.6 MILLION)				
			CEMENT PLANT - DIANDOU (56.2 MILLION)				
			CEMENT PLANT SURVEY (50.1 MILLION)				
			MODERNIZATION OF AGRICULTURAL EQUIPMENT FACTORY				
			EQUIPMENT FOR GOLD MINE AND ONE CRUSHING PLANT - KALANA (51.0 MILLION)				
			1962 JUN	LINE OF CREDIT	11.1	7.8	
				EQUIPMENT AND TECHNICIANS FOR AGRICULTURAL DEVELOPMENT IN OFFICE DU NIGER (55.5 MILLION)			
				COMMODITIES (55.6 MILLION)			
1963 JAN							
1965 OCT							

~~SECRET~~



TABLE 20  
 SUMMARY OF INFORMATION ON COMMUNIST ECONOMIC CREDITS AND GRANTS TO LESS DEVELOPED COUNTRIES  
 IN AFRICA, BY DATE EXTENDED  
 1954 - DECEMBER 1976  
 (CONTINUED)

RECIPIENT	COMMUNIST COUNTRY	DATE EXTENDED	PROJECTS	MILLION CURRENT US \$		STATUS
				DATED	DRAMA	
MALI	USSR	1966	FOREIGN EXCHANGE	3.2	3.2	C
		1967 JUN	TECHNICAL ASSISTANCE FOR GOLD PROSPECTING AND MOTOR ROAD COMMODITIES (81.1 MILLION) SERVICES (81.7 MILLION)	2.0	2.0	C
		1967 JUN	CREDIT FUNDING TRADE DEFICIT (85.8 MILLION) TECHNICAL SERVICES AND PARTS FOR AIRCRAFT (81.1 MILLION)	0.0	0.0	C
1968 OCT		CREDIT - SUPPLEMENTARY AID TO CEMENT PLANT - DIAMOU FOREIGN EXCHANGE (50.4 MILLION) SPARE PARTS AND TECHNICAL SERVICES (50.4 MILLION)	0.0	0.0	C	
1972 JUL		CREDIT - MALANA GOLD EXPLOITATION	3.0	3.0	C	
1974 DEC		CREDIT - DEVELOPMENT OF GOLD MINE, MALANA	0.7	1.1	UC	
1974 DEC		TRADE CREDIT (C) - EQUIPMENT FOR GOLD MINE	2.1			
TOTAL				68.0	68.1	
ESTIMATED MINIMUM TOTAL FOR MALI				106.2	107.3	

TABLE 20

SUMMARY OF INFORMATION ON COMMUNIST ECONOMIC CREDITS AND GRANTS TO LESS DEVELOPED COUNTRIES IN AFRICA BY DATE EXTENDED 1954 - DECEMBER 1976 (CONTINUED)

RECIPIENT COUNTRY	DATE EXTENDED YEAR MONTH	PROJECTS	EXTENDED GRANT	STATUS
MAURITANIA	1967	GRANT - YOUTH HOSTEL AND CULTURAL CENTER	0.7	C
		CREDIT - EXPERIMENTAL RICE FARM - ROSSO (50.9 MILLION)	4.0	C
		HYDROLOGICAL DEVELOPMENT		C
		WATER PIPELINE - EDINE-NOUAKCHOTT (52.2 MILLION)		C
		WATER WELLS		C
		AGRICULTURAL EQUIPMENT FACTORY - NAEDI (50.9 MILLION)		C
		GRANT - FOODGRAINS (3,000 METRIC TONS)	0.3 (B)	C
		GRANT - PORT SURVEY NOUAKCHOTT DISPENSARIES	20.5	C
		AYOUN, KIEFA, MENA, SELIBABY MEDICAL CENTER, NOUAKCHOTT (52.0 MILLION)		UC
		SPORTS STADIUM (50.0 MILLION) ELECTRIC GENERATING EQUIPMENT, NSAR		UC
1972	1972	CEMENT FACTORY, NOUAKCHOTT POWERPLANT, NOUAKCHOTT	0.7 (B)	C
		GRANT - RICE (5,000 METRIC TONS)		C
1973	JUL	GRANT - FOODGRAINS (8,000 METRIC TONS)	2.1 (B)	C
		GRANT - RICE (5,000 METRIC TONS)	0.2	UC
1974	SEP	CREDIT - ADDED TO APR 1971 CREDIT PORT CONSTRUCTION, NOUAKCHOTT	55.0	UC
		GRANT - PORT CONSTRUCTION, NOUAKCHOTT		UC

SECRET

95  
SECRET

TABLE 20

SUMMARY OF INFORMATION ON COMMUNIST ECONOMIC CREDITS AND GRANTS TO LESS DEVELOPED COUNTRIES IN AFRICA, BY DATE EXTENDED 1954-DECEMBER 1976 (CONTINUED)

RECIPIENT COUNTRY	DATE EXTENDED	YEAR MONTH	PROJECTS	EXTENDED	STATUS
MURITANIA	PRC	1974 SEP	(830.0 MILLION) ROAD		
		1974 OCT	GRANT -- RICE (3,000 METRIC TONS)	1.5 (B)	C
		1974 OCT	GRANT -- CORN (3,000 METRIC TONS)	0.4 (B)	C
		TOTAL	85.2	12.7	
ROMANIA		1974 JUN	LINE OF CREDIT SURVEY STEEL WORKS, MOUADIBOU MINERAL AND PETROLEUM EXPLORATION GEOLOGICAL RESEARCH EQUIPMENT	10.0	
		TOTAL	10.0		
USSR		1967 MAR	CREDIT ONE 1L-18 (51.1 MILLION)	1.1	1.1 C
		1973	GRANT -- OCEANOGRAPHIC RESEARCH LAB. MOUADIBOU	5.0	S
		1973 SEP	GRANT -- RICE (3,000 METRIC TONS)	1.0 (B)	C
		1974 DEC	GRANT -- CORN (3,000 METRIC TONS)	0.4 (B)	C
		1975 MAY	CREDIT -- FISHERIES DEVELOPMENT, MOUADIBOU CANNERY REFRIGERATOR PLANT (D)		
TOTAL			10.0		

SECRET

96  
SECRET

TABLE 20

SUMMARY OF INFORMATION ON COMMUNIST ECONOMIC CREDITS AND GRANTS TO LESS DEVELOPED COUNTRIES  
IN AFRICA BY DATE EXTENDED  
1954 - DECEMBER 1976  
(CONTINUED)

RECIPIENT	COMMUNIST COUNTRY	DATE EXTENDED	YEAR MONTH	PROJECTS	MILLION CURRENT US \$		STATUS
					EXTENDED	GRANT	
ESTIMATED MINIMUM TOTAL FOR MAURITANIA							
				TOTAL	7.5	2.5	
					102.7	15.2	
MAURITIUS	PRC	1972 APR		LINE OF CREDIT AIRPORT (331.6 MILLION) ROAD, AIRPORT TO PORT LOUIS RICE, VEGETABLE AND FRUIT CULTIVATION AGRICULTURAL EQUIPMENT (50.3 MILLION)	25.2	0.2	UC UC
				TOTAL	25.2	0.2	
	USSR	1970 AUG		CREDIT -- FISHING INDUSTRY TRAWLERS FISHING EQUIPMENT	5.0	1.9	UC UC
				TOTAL	5.0	1.9	
ESTIMATED MINIMUM TOTAL FOR MAURITIUS							
					40.2	1.7	
MOROCCO	CZECHOSLOVAKIA	1961 MAY		COPPER ORE DEVELOPMENT, TALAAT			

TABLE 20

SUMMARY OF INFORMATION ON COMMUNIST ECONOMIC CREDITS AND GRANTS TO LESS DEVELOPED COUNTRIES IN AFRICA, BY DATE EXTENDED 1954 - DECEMBER 1976 (CONTINUED)

RECIPIENT	COMMUNIST COUNTRY	DATE EXTENDED	YEAR MONTH	PROJECTS	EXTENDED	DRAWN	STATUS
MOROCCO	CZECHOSLOVAKIA	1961 MAY	1961 MAY	MOUABANE	0.4	0.0	C
		1976 MAY	1976 MAY	LINE OF CREDIT THERMAL POWER PLANTS CEMENT PLANTS SUGAR MILLS TEXTILE PLANTS TRAINING CENTERS IRRIGATION	(D)		
				TOTAL	0.4	0.4	
	POLAND	1962 FEB	1962 FEB	EQUIPMENT AND TECHNICAL ASSISTANCE FOR SUGAR BEET REFINERY SIDE SLIMANE	4.8	4.8	C
		1965 DEC	1965 DEC	LINE OF CREDIT 3 SULFURIC ACID PLANTS (\$12.0 MILLION) 20 LOCOMOTIVES (\$4.0 MILLION)	30.0	16.0	C
				TOTAL	34.8	20.8	
	PAR	1975 MAR	1975 MAR	CREDIT OLYMPIC SPORTS COMPLEX, RABAT COMMODITIES	35.0		S
				TOTAL	35.0		

SECRET

SECRET



TABLE 20

SUMMARY OF INFORMATION ON COMMUNIST ECONOMIC CREDITS AND GRANTS TO LESS DEVELOPED COUNTRIES  
IN AFRICA - BY DATE EXTENDED  
1954 - DECEMBER 1976  
(CONTINUED)

RECIPIENT COUNTRY	COMMUNIST COUNTRY	DATE EXTENDED YEAR MONTH	PROJECTS	MILLION CURRENT US \$		
				EXTENDED	DRAWN	STATUS
MOROCCO	USSR	1958 OCT	(\$1.8 BILLION) IRRIGATION AND LAND DEVELOPMENT PETROLEUM AND GAS EXPLORATION (\$5.5 MILLION) FISHING BOATS (\$3.1 MILLION)			UC
		1970 FEB	TRADE CREDIT (C) EXPANSION POWER PLANT, OJERADA (\$4.5 MILLION) TRACTORS REFRIGERATION DEPOSITS (\$23.6 MILLION) CASABLANCA AND AGADIR (\$4.8 BILLION) TANGIER	44.4	9.4	C
		TOTAL		99.0	48.0	
ESTIMATED MINIMUM TOTAL FOR MOROCCO				100.2	71.6	
Mozambique	CZECHOSLOVAKIA	1975 FEB	CREDIT (B)	3.4		
		TOTAL		3.4		
EAST GERMANY		1975 FEB	CREDIT	9.0		
		1976	GRANT -- RELIEF ASSISTANCE	1.0 (D)		





TABLE 7

SUMMARY OF INFORMATION ON COMMUNIST ECONOMIC CREDITS AND GRANTS TO LESS DEVELOPED COUNTRIES IN AFRICA BY DATE EXTENDED 1954 - DECEMBER 1976 (CONTINUED)

RECIPIENT	COMMUNIST COUNTRY	DATE EXTENDED		PROJECTS	MILLION CURRENT US \$		STATUS
		YEAR	MONTH		EXTENDED	DRAWN	
MOZAMBIQUE	USSR	1976	MAY	GRANT ... MEDICAL ASSISTANCE	2.9	0.3	UC
		1976	JUN	LINE OF CREDIT	40.0		
		TOTAL			42.9	0.4	
ESTIMATED MINIMUM TOTAL FOR MOZAMBIQUE							
NIGER	PAC	1973	JUL	GRANT ... FOODGRAINS (5,000 METRIC TONS)	1.2 (B)	1.3	C
		1974	JUL	LINE OF CREDIT 6 RICE PROJECTS AGRICULTURAL EQUIPMENT WATER WELLS FRUIT JUICE PLANT DAM TERA	51.0 (B)	0.9	UC
		TOTAL			52.2	1.0	
USSR		1973	SEP	GRANT ... RICE (2,500 METRIC TONS)	0.9 (C)	0.9	C
		1974	SEP	GRANT ... RICE (2,500 METRIC TONS)	1.2 (C)	1.3	C
		TOTAL			2.1	2.1	

SECRET

TABLE 20

SUMMARY OF INFORMATION ON COMMUNIST ECONOMIC CREDITS AND GRANTS TO LESS DEVELOPED COUNTRIES  
IN AFRICA, BY DATE EXTENDED  
1954 - DECEMBER 1976  
(CONTINUED)

RECIPIENT	COMMUNIST COUNTRY	DATE EXTENDED		PROJECTS	MILLION CURRENT US \$		STATUS
		YEAR	MONTH		EXTENDED	DRAM	
ESTIMATED MINIMUM TOTAL FOR NIGER							
NIGERIA	CZECHOSLOVAKIA	1965	NOV	LINE OF CREDIT	14.0		
				SHOE AND TANNERY PLANTS			
				MOTOR ASSEMBLY PLANTS			
				OIL REFINERY			
				CERAMICS PLANT			
				TOTAL	14.0		
HUNGARY		1974		LINE OF CREDIT	4.7		
				EQUIPMENT FOR 5 HOSPITALS (\$4.7 MILLION)			
				TOTAL	4.7		
POLAND		1971	OCT	CREDIT - MACHINERY AND EQUIPMENT	24.0(A)		
				TOTAL	24.0		
USSR		1965		CREDIT - MEDICAL PROJECT - ENUGU	0.5 (C)		S
		1970	NOV	CREDIT	6.7		C
				EQUIPMENT FOR MINERAL PROSPECTING (\$4.8 MILLION)			
				OIL TECHNICAL TRAINING CENTER.			C

TABLE 20

SUMMARY OF INFORMATION ON COMMUNIST ECONOMIC CREDITS AND GRANTS TO LESS DEVELOPED COUNTRIES IN AFRICA BY DATE EXTENDED 1954 - DECEMBER 1976 (CONTINUED)

RECIPIENT COUNTRY	DATE EXTENDED	PROJECTS	WILLION CURRENT U.S.	STATUS
COMMUNIST COUNTRY	YEAR MONTH		DATED	
NIGERIA	1970 NOV	WARRE		
	1970	CREDIT FOR IRON AND STEEL PLANT, AJAORUTA	(D)	
	TOTAL		7.2	0.7
			49.9	0.7
ESTIMATED MINIMUM TOTAL FOR NIGERIA				
RWANDA	1972 MAY	LINE OF CREDIT PAVING OF RIGALI-RUSUMU ROAD (\$16.3 MILLION)	22.0	0.7
		CEMENT PLANT, CYANGUGU		
		RICE PROJECT, RIGALI		
		COMMODITIES SUGAR PLANTATION AND REFINERY (50.2 MILLION) (D)		
		GRANT FOR AGRICULTURAL DEVELOPMENT	0.3	0.3
	TOTAL		22.2	0.9
USSR	1973 JUN	CREDIT FOR HOSPITAL CENTER, BYURBA	0.5	
	1974	GRANT FOR WHEAT (2,000 METRIC TONS)	0.5 (D)	0.5
	TOTAL		1.0	0.5

SECRET

SECRET



TABLE 20

SUMMARY OF INFORMATION ON COMMUNIST ECONOMIC CREDITS AND GRANTS TO LESS DEVELOPED COUNTRIES IN AFRICA: BY DATE EXTENDED 1954 - DECEMBER 1978 (CONTINUED)

RECIPIENT	COMMUNIST COUNTRY	DATE EXTENDED	PROJECTS	MILLION CURRENT US \$	STATUS
		YEAR MONTH		DATED	
SENEGAL	PRC	1973 JUL	GRANT - - FOODGRAINS (5,000 METRIC TONS)	1.3 (8)	C
		1973 NOV	LINE OF CREDIT AGRICULTURAL DEVELOPMENT 8 RICE PROJECTS (\$2.8 MILLION) REFORESTATION HYDROLOGICAL DEVELOPMENT 4 DAMS, CASAMANCE (\$5.8 MILLION) WATER WELLS SPORTS STADIUM, DAKAR (\$2.7 MILLION) COMMODITIES	50.9	5.7
			TOTAL	51.9	7.0
	USSR	1968 MAR	CREDIT 10 TUNA REFRIGERATOR BOATS (\$4.4 MILLION) NAVAL REPAIR FACILITY PROSPECTING FOR GOLD AND DIAMOND DEPOSITS	0.7	3.0
		1973 SEP	GRANT - - WHEAT (2,000 METRIC TONS)	0.4 (8)	0.4
		1974 AUG	GRANT - - FOODGRAINS (2,000 METRIC TONS)	0.5 (8)	0.5
			TOTAL	7.6	6.9
ESTIMATED MINIMUM TOTAL FOR SENEGAL				84.4	19.0

16  
SECRET

SECRET

TABLE 20

SUMMARY OF INFORMATION ON COMMUNIST ECONOMIC CREDITS AND GRANTS TO LESS DEVELOPED COUNTRIES IN AFRICA BY DATE EXTENDED 1944 - DECEMBER 1976 (CONTINUED)

RECIPIENT COUNTRY	DATE EXTENDED YEAR MONTH	PROJECTS	MILLION CURRENT US \$	EXTENDED	DRAWN	STATUS
SIERRA LEONE	1971 JUL	LINE OF CREDIT STADIUM, FREETOWN 2 BRIDGES (\$1.8 MILLION) MANGEH KAMBIA	40.0	40.0	7.8	\$ UC C UC C
		FOREIGN EXCHANGE FOR HOUSING (\$2.2 MILLION) COMMODITIES IRON ORE PROSPECTING, TONKOLILI HYDROELECTRIC POWER PLANT, BOBO (\$2.8 MILLION) GOVERNMENT OFFICE BUILDINGS (\$2.7 MILLION) 13 AGRICULTURAL STATIONS MAKALI, MANGE, BO, MAKENI, LUMLEY SUGAR CANE PLANTATION AND MILL, MARUNTA (\$7.8 MILLION)				UC C UC C UC C UC
	1972 NOV	GRANT -- EQUIPMENT FOR EXPERIMENTAL FARM AND TRAINING CENTER, MANGEH BUREH		1.2	1.2	C C
		TOTAL		41.2	8.7	
USSR	1965 OCT	CREDIT AGRICULTURAL MACHINERY (\$2.8 MILLION) 2 SHIPS 4 HOSPITALS - 80, FREETOWN, KENEMA, MAKENI (\$7.0 MILLION)		28.0(A)	2.8	C C
		TOTAL		28.0	2.8	

SECRET

107  
SECRET

TABLE 20

SUMMARY OF INFORMATION ON COMMUNIST ECONOMIC CREDITS AND GRANTS TO LESS-DEVELOPED COUNTRIES  
IN AFRICA, BY DATE EXTENDED  
1954 - DECEMBER 1976  
(CONTINUED)

RECIPIENT	COMMUNIST COUNTRY	DATE EXTENDED	PROJECTS	EXTENDED	ORIGIN	STATUS
		YEAR MONTH		BILLION CURRENT US \$		
ESTIMATED MINIMUM TOTAL FOR SIERRA LEONE						
SOMALIA	BULGARIA	1965	CREDIT --- BEAT PACKING PLANT. MOGADISCIO	0.8(A)	0.7	LS
		1972 JAN	CREDIT --- TIN MINING AND PROSPECTING. MAJAYHAN TIN MINING	1.5	0.0	MC
			TOTAL	2.4	0.7	
CZECHOSLOVAKIA		1961 MAR	GRANT --- MEDICAL EQUIPMENT	0.3	0.3	C
		1961 JUN	CREDIT --- EQUIPMENT FOR MACHINERY POOL	2.2	2.2	C
			TOTAL	2.5	2.5	
EAST GERMANY		1970 SEP	CREDIT --- EQUIPMENT FOR PRISONS	0.8	0.8	C
			TOTAL	0.8	0.8	
PHC		1963 AUG	GRANT --- BUDGETARY SUPPORT FOREIGN EXCHANGE (\$1.5 BILLION) COMMODITIES (\$1.5 BILLION)	3.0	3.0	C

TABLE 20

SUMMARY OF INFORMATION ON COMMUNIST ECONOMIC CREDITS AND GRANTS TO LESS DEVELOPED COUNTRIES  
IN AFRICA BY DATE EXTENDED  
1954 - DECEMBER 1976  
(CONTINUED)

RECIPIENT COUNTRY	DATE EXTENDED YEAR MONTH	PROJECTS	EXTENDED	DRAWN	STATUS
SOMALIA	1963 AUG	LINE OF CREDIT COLLECTIVE FARMS ROAD MOGADISCIO - BERBERA ROAD SURVEYS BELET UEN BOSSASSO MARGEISA GAROE HYDROGEOLOGICAL SURVEY MARGEISA AND BELEMEIN WATER SUPPLY PROJECT MARGEISA CIGARETTE AND MATCHBOX FACTORIES MOGADISCIO GEOLOGICAL SURVEYS IBIMERAL WATER PETROLEUM EXPANSION RICE AND TOBACCO FARM JAWHAR	18.6	8.1	C UC
	1965 DEC	GRANT -- NATIONAL THEATER	1.5	1.5	C
	1966 OCT	GRANT -- 50 WATER TANK TRUCKS	0.2	0.2	C
	1971 JUN	LINE OF CREDIT ROADS BELET UEN GAROE BURAO (567 MILLION) GAROE BENDER CASSIM SPORTS COMPLEX MOGADISCIO HOSPITAL MOGADISCIO (5.5 MILLION)	109.0	60.2	UC UC C
	1974	GRANT -- SORGHUM (4,000 METRIC TONS)	0.6 (B)	0.6	C
	1975 FEB	GRANT -- CORN (4,000 METRIC TONS)	0.9	0.9	C
	TOTAL		133.4	71.1	

SECRET



TABLE 20

SUMMARY OF INFORMATION ON COMMUNIST ECONOMIC CREDITS AND GRANTS TO LESS DEVELOPED COUNTRIES IN AFRICA BY DATE EXTENDED 1954 - DECEMBER 1976 (CONTINUED)

RECIPIENT COUNTRY	COMMUNIST COUNTRY	DATE EXTENDED YEAR MONTH	PROJECTS	BILLION CURRENT US \$ EXTENDED	BILLION CURRENT US \$ DRAWN	STATUS
Senegal	USSR	1961 JUN	CREDIT (\$30.8 MILLION) AND GRANT (\$13.8 MILLION)	44.6 (E)	20.9	C
			3 STATE FARMS			US
			GRAIN FARM AND AGRICULTURAL SCHOOL TUG WAJALEH			US
			COTTON FARM AND COTTON GIN			US
			GELIB (\$2.1 MILLION)			C
			OILSEED FARM GELIB			US
			PORT BERBERA (\$5.8 MILLION)			C
			FOOD PROCESSING PLANTS			C
			MILK MODODISCO (\$1.9 MILLION)			C
			MEAT PACKING CHISIMAI (\$4.2 MILLION)			C
			FISH CANNING LAS MPOREN (\$4.2 MILLION)			C
			HYDROLOGICAL SURVEY MARGEISA RIVER			US
			IRRIGATION SURVEY LOWER GIUBA RIVER, LUGH BARBERA (\$0.1 MILLION)			US
			ACETYLENE AND OXYGEN PLANT, BERBERA			C
			HYDROELECTRIC PLANT SURVEY, LOWER GIUBA RIVER			C
			BAKERY, MARGEISA			US
			FLOUR MILL, MARGEISA			US
			2 GRAIN ELEVATORS, MARGEISA			US
			DAIRY, MARGEISA			US
			TANNERY, CHISIMAI			US
			BOTTLED GAS PLANT, BERBERA			US
			33 PETROLEUM STORAGE TANKS (\$8.0 MILLION)			US
			15 AT BERBERA			US
			10 AT CHISIMAI			US
			8 AT MODODISCO			US

TABLE 20

SUMMARY OF INFORMATION ON COMMUNIST ECONOMIC CREDITS AND GRANTS TO LESS DEVELOPED COUNTRIES  
IN AFRICA, BY DATE EXTENDED  
1954 - DECEMBER 1976  
(CONTINUED)

RECIPIENT COUNTRY	DATE EXTENDED YEAR MONTH	PROJECTS	BILION CURRENT US \$	STATUS
SOMALIA	USSR	1961 JUN CREDIT TO GENERATE LOCAL CURRENCY EQUIPMENT FOR MACHINERY POOL COMMODITIES	6.8(1)	C
		1961 JUN GRANT	2.8	C
		2 50-BED HOSPITALS, UEGIT AND SHEIMH		
		PRINTING PLANT, MOGADISCIO (50.6 MILLION)		
		SECONDARY SCHOOL, MOGADISCIO (50.3 MILLION)		
		50-KW RADIO TRANSMITTER (50.0 MILLION)		
		8 MOBILE MOVIE THEATRES		
		TRAINING OF MEDICAL PERSONNEL		
		1961 JUN GRANT - COMMODITIES	1.3(1)	C
		1966 MAY COMMODITIES TO GENERATE LOCAL CURRENCY	0.9	C
1971 FEB	CREDIT ADDED TO JUNE 1961 CREDIT RECONSTRUCTION OF SALT WORKS	MAFUN (50.5 MILLION)		
		SPARE PARTS AND MATERIALS		
		MEAT PACKING PLANT, CHISMAID (50.6 MILLION)		
		FISH CANNERY, LAS KHOREM (50.6 MILLION)		
		RADIO TRANSMITTERS, MOGADISCIO AND MARGEISA (51.5 MILLION)		
1971 NOV OIL STORAGE STUDY				
COMMODITIES (52.2 MILLION)				
1971 NOV CREDIT - MULTIPURPOSE DAM AND				

111  
SECRET

SECRET

TABLE 20

SUMMARY OF INFORMATION ON COMMUNIST ECONOMIC CREDITS AND GRANTS TO LESS DEVELOPED COUNTRIES  
IN AFRICA, BY DATE EXTENDED  
1954 - DECEMBER 1976  
(CONTINUED)

RECIPIENT	COMUNIST COUNTRY	DATE EXTENDED YEAR MONTH	PROJECTS	EXTENDED	DRAWN	STATUS
SOMALIA	USSR	1971 NOV	IRRIGATION SCHEME GIUBA RIVER DAN POWER PLANT IRRIGATION CANAL TO STATE FARMS GELIB	12.3	10.9	UC
		1971 NOV	CREDIT -- AGRICULTURAL MACHINERY FOR GIUBA PROJECT	6.7	4.5	UC
		1974 JUL	GRANT -- BUDGETARY SUPPORT COMMODITIES (56.0 MILLION) OIL SUBSIDY (54.0 MILLION)	10.0	0.5	UC
		1974 DEC	GRANT -- CORN (5,000 METRIC TONS)	0.0 (B)	0.0	C
		1975	GRANT -- CORN (20,000 METRIC TONS)	3.6	2.6	C
		1975 JUN	LINE OF CREDIT FISHING INDUSTRY DEVELOPMENT (519.0 MILLION) PORT AND PROCESSING FACILITIES (59.0 MILLION)	46.0	0.9	UC
		1975 JUN	GRANT -- REFUGEE RESETTLEMENT AND FISHING INDUSTRY DEVELOPMENT	14.0	7.0	UC
		1976 JUL	GRANT -- CORN (25,000 METRIC TONS)	3.5	3.9	C
			TOTAL	164.5	80.9	
			ESTIMATED MINIMUM TOTAL FOR SOMALIA	303.6	164.0	

**TABLE 20**  
**SUMMARY OF INFORMATION ON COMMUNIST ECONOMIC CREDITS AND GRANTS TO LESS DEVELOPED COUNTRIES**  
**IN AFRICA - BY DATE EXTENDED**  
**1964 - DECEMBER 1976**  
**(CONTINUED)**

RECIPIENT	COMMUNIST COUNTRY	DATE EXTENDED	PROJECTS	EXTENDED	DRAWN	STATUS	
				BILLION CURRENT US \$			
SUDAN	BULGARIA	1967 MAR	CREDIT	17.3(A)	0.3	S	
			TEXTILE MILL				
			TOMATO CANNERY MEREIMA				
			(80.2 MILLION)				
			EXPLOITATION OF MINERAL DEPOSITS				
			SLAUGHTER HOUSE KHARTOUM AND				
			PORT SUDAN (80.0 MILLION)				
			REFRIGERATION EQUIPMENT				
			3 MODEL FARMS				
			TOTAL				17.2
CZECHOSLOVAKIA	1968 JAN	LINE OF CREDIT	10.0	0.0	UC		
		ROAD CONSTRUCTION MACHINERY					
		187.1 MILLION					
		WATER FILTRATION PLANT					
		(80.2 MILLION)					
		RADIO TRANSMITTER (32.1 MILLION)					
		TELEVISION EQUIPMENT					
		(80.6 MILLION)					
		TOTAL				10.0	0.0
		CZECHOSLOVAKIA				1967 OCT	CREDIT ADDED TO 1965 CREDIT
SUGAR MILL KASHIM EL-GIRBA							
TANNERY							
FERTILIZER PLANT							
PUBLIC HEALTH AID							
ELECTRONIC EQUIPMENT FOR RADIO							
TELEVISION							
TEXTILE PLANT (5.7 MILLION)							
WOOD PROCESSING PLANT							
FLOUR MILL							
TOTAL	40.0	11.3					

113  
SECRET

SECRET

~~SECRET~~

TABLE 29

SUMMARY OF INFORMATION ON COMMUNIST ECONOMIC CREDITS AND GRANTS TO LESS DEVELOPED COUNTRIES  
IN AFRICA BY DATE EXTENDED  
1954 - DECEMBER 1976  
(CONTINUED)

RECIPIENT COUNTRY	DATE EXTENDED	PROJECTS	EXTENDED	DRAWN	STATUS		
SUDAN	1969 NOV	LINE OF CREDIT	11.4	3.7	UC		
		ROAD-BUILDING EQUIPMENT (52.9 MILLION)					
		ELECTRICAL EQUIPMENT (51.1 MILLION)					
		MEDICAL EQUIPMENT (50.4 MILLION)					
		PRINTING PRESS (50.4 MILLION)					
		SCHOOL LABORATORIES (50.6 MILLION)					
		AGRICULTURAL MACHINERY (50.6 MILLION)					
		RAILWAY CARS AND EQUIPMENT (52.0 MILLION)					
		TOTAL				11.4	3.7
		HUNGARY				1970 JUN	LINE OF CREDIT - RAILWAY PASSENGER CARS AND EQUIPMENT
TOTAL	10.0		7.0				
LINE OF CREDIT - ROAD - MAD MADANI-GEDAREF, AND BRIDGE - BLUE NILE (523.0 MILLION)	41.0		40.0	UC			
TEXTILE MILL - MASARAISA (511.5 MILLION)							
PAC	1970 JUL	INTERNATIONAL CONFERENCE HALL (156.0 MILLION)	10.0	7.0	UC		
		RICE CULTIVATION - GEZIRA COMMODITIES					
		TOTAL				10.0	7.0

114  
~~SECRET~~

TABLE 20

SUMMARY OF INFORMATION ON COMMUNIST ECONOMIC CREDITS AND GRANTS TO LESS DEVELOPED COUNTRIES  
IN AFRICA BY DATE EXTENDED  
1954 - DECEMBER 1976  
(CONTINUED)

RECIPIENT	COMMUNIST COUNTRY	DATE EXTENDED	PROJECTS	EXTENDED	DRAWN	STATUS
		YEAR MONTH		BILLION CURRENT US \$		
SUDAN	PAC	1971 DEC	LINE OF CREDIT	40.0	1.8	
			AGRICULTURAL EQUIPMENT FACTORY			UC
			CHROME PROSPECTING AND DEVELOPMENT - INGASSANA			UC
			FISHERIES AID - AN NUBAR LAKE			
			GOLD STORAGE PLANT			
			POWER PLANT			
			WATER PUMPING STATION			
			AUTOMOTIVE EQUIPMENT FACTORY			
			COMPRESSED TIMBER FACTORY			
			PAPER PLANTS			
			RICE PROJECTS - GEZIRA AND MANGIR			
			AGRICULTURAL EQUIPMENT			
			TOTAL			81.0
ROMANIA		1971 DEC	LINE OF CREDIT	75.0	2.9	
			PROSPECTING FOR IRON ORE, MINERALS AND OIL			UC
			WATERWAY TRANSPORT - NILE RIVER			
			TIMBER INDUSTRY			
			TEXTILE MILL - KHASHM AL OIRBAN			
			ASSEMBLY HALL - OMDURMAN			
			LOCOMOTIVES AND ROLLING STOCK			
TOTAL			75.3	2.8		
USSR		1961 JUL	GRANT -- DESIGNS FOR ASSEMBLY HALL	0.3	0.3	C
			LINE OF CREDIT	22.2	18.7	

TABLE 28

SUMMARY OF INFORMATION ON COMMUNIST ECONOMIC CREDITS AND GRANTS TO LESS DEVELOPED COUNTRIES  
IN AFRICA BY DATE EXTENDED  
1954 - DECEMBER 1976  
(CONTINUED)

RECIPIENT	COMMUNIST COUNTRY	DATE EXTENDED YEAR MONTH	PROJECTS	EXTENDED	AMOUNT CURRENT US \$	STATUS
SUDAN	USSR	1961 JUL	2 GRANARIES (80.0 MILLION) PORT SUDAN GEDAREF DAIRY AND MILK-PROCESSING PLANT BABANUSA (51.5 MILLION) ONION-DEHYDRATING PLANT, MASSALA (51.4 MILLION) VEGETABLE AND FRUIT-CANNERIES. MARINA AND MAU (53.2 MILLION) PHARMACEUTICAL PLANT FISH CANNERY-JEBEL AULIA (80.4 MILLION) SURVEY OF FISH POTENTIALS, RED SEA AND NILE 4 HOSPITALS TUBERCULOSIS, KHARTOUM (52.0 MILLION) GENERAL, KHARTOUM (53.0 MILLION) SAW MILL MAU VETERINARY RESEARCH LABORATORY KHARTOUM (51.7 MILLION)	0.0	0.0	C
		1961 JUL	GRANT -- EQUIPMENT FOR VETERINARY AND AGRICULTURAL LABORATORY AND EXPERIMENTAL COTTON STATIONS	0.0	0.0	C
		1969	LINE OF CREDIT BIOLOGICAL RESEARCH LABORATORIES (55.6 MILLION) KHARTOUM PORT SUDAN METALLURGICAL OPERATIONS, RED SEA (57.2 MILLION) SURVEY, RED SEA HILLS FIRST STAGE (51.2 MILLION)	12.0	2.0	C

TABLE 20

SUMMARY OF INFORMATION ON COMMUNIST ECONOMIC CREDITS AND GRANTS TO LESS DEVELOPED COUNTRIES IN AFRICA BY DATE EXTENDED 1954 - DECEMBER 1976 (CONTINUED)

RECIPIENT	COMUNIST COUNTRY	DATE EXTENDED YEAR MONTH	PROJECTS	SECOND STAGE	EXTENDED	BILLION CURRENT US \$	STATUS
SUDAN	USSR	1969					US
		1969 DEC	CREDIT FOR AGRICULTURAL PROJECTS IRRIGATION, AN-RAMID TRACTORS (55.4 MILLION) CHEMICAL FERTILIZER PLANT		26.7	5.0	C
		1969 DEC	GRANT - SCHOOL LABORATORIES		0.3	0.3	C
			TOTAL		64.8	20.6	
			ESTIMATED MINIMUM TOTAL FOR SUDAN		200.3	66.4	
TANZANIA	BULGARIA	1972 APR	LINE OF CREDIT TANNERY, MWANZA (51.0 MILLION)		3.0		C
			TOTAL		3.0		
	CZECHOSLOVAKIA	1972	CREDIT - HOSPITAL AND MEDICAL RESEARCH EQUIPMENT		3.9		
		1972	LINE OF CREDIT TANNERY (\$4.3 MILLION)		5.7		
			TOTAL		9.6		



TABLE 20  
 SUMMARY OF INFORMATION ON COMMUNIST ECONOMIC CREDITS AND GRANTS TO LESS DEVELOPED COUNTRIES  
 IN AFRICA BY DATE EXTENDED  
 1959 - DECEMBER 1978  
 (CONTINUED)

RECIPIENT COUNTRY	DATE EXTENDED	PROJECTS	INTENDED	DRAWN	STATUS
TANZANIA	1964 MAY	LINE OF CREDIT (F)	3.0	1.0	C
		MEDICAL SCHOOL AND HOSPITAL			C
		COPRA OIL MILL (\$0.1 MILLION)			C
		3 RICE MILLS - MAHONDA, CHAKE			C
		CHANG AND CHAMBI (\$0.1 MILLION)			C
		DAIRIES (\$0.2 MILLION)			C
		PENBA			C
		ZANZIBAR			C
		CANNING INDUSTRY (\$0.7 MILLION)			C
		GRANT (F)		1.7	1.7
1964 MAY	12 APARTMENT HOUSES (\$1.4 BILLION)				C
	PHOTO LABORATORY				C
	COMMODITIES				C
1965 SEP	CREDIT ... COMMODITIES TO GENERATE LOCAL CURRENCY (F)		1.4	0.7	C
	TOTAL		6.7	3.4	
PRC	1964 FEB	GRANT -- BUDGETARY SUPPORT (F)	0.8	0.8	C
	1964 JUN	GRANT FOREIGN EXCHANGE (\$1.5 MILLION) COMMODITIES TO GENERATE LOCAL CURRENCY (\$1.5 MILLION)	3.0	3.0	C
1964 JUN	LINE OF CREDIT (F)		14.0	14.0	C
	MACHINERY AND EQUIPMENT (\$0.3 MILLION) RICE IRRIGATION SCHEME (\$0.6 MILLION)				C

TABLE 20  
 SUMMARY OF INFORMATION ON COMMUNIST ECONOMIC CREDITS AND GRANTS TO LESS DEVELOPED COUNTRIES  
 IN AFRICA BY DATE EXTENDED  
 1954 - DECEMBER 1976  
 (CONTINUED)

RECIPIENT	COMMUNIST COUNTRY	DATE EXTENDED YEAR MONTH	PROJECTS	BILLION CURRENT US \$		STATUS
				EXTENDED	DAIUM	
TANZANIA	PRC	1964 JUN	COMMODITIES (\$1.1 MILLION) FARM TOOLS REPAIR PLANT MBEANI (50.3 MILLION) STATE FARM UPEWA (50.6 MILLION) SHOE FACTORY (50.2 MILLION) FOREIGN EXCHANGE (57.8 MILLION) (G) PRINTING PRESS (50.1 MILLION) STADIUM, SEBLINI (58.0 MILLION) HOSPITAL, CHAKE CHAKE, PENBA (50.2 MILLION) SUGAR CANE PLANTING AND MILL MAHONDA WATER DEVELOPMENT (50.1 MILLION) SAW MILL, PENBA CIGARETTE FACTORY, MTONI MEDICAL AND AGRICULTURAL TRAINING SCHOOL	28.0	28.0	C
		1964 JUN	LINE OF CREDIT FRIENDSHIP COTTON TEXTILE MILL (58.4 MILLION) EXPERIMENTAL STATE FARM - RUVU (51.1 MILLION) FARM IMPLEMENTS FACTORY, UBONGO (50.5 MILLION) RADIO TRANSMITTER, DAR-ES-SALAAM (50.6 MILLION) COMMODITIES DIPLOMATIC RADIO STATION, DAR-ES- SALAAM (50.5 MILLION) DAM, RUVU RIVER (514.0 MILLION) SPORTS HOSTEL, NATIONAL STADIUM (50.3 MILLION) STATE FARM, MBARALI	28.0	28.0	C

TABLE 28

SUMMARY OF INFORMATION ON COMMUNIST ECONOMIC CREDITS AND GRANTS TO LESS DEVELOPED COUNTRIES  
IN AFRICA BY DATE EXTENDED  
1954 - DECEMBER 1976  
(CONTINUED)

RECIPIENT COUNTRY	DATE EXTENDED YEAR MONTH	PROJECTS	BILLION CURRENT US \$ (EXTENDED)	STATUS
TANZANIA	1964 JUN	VACCINE FACTORY (50.1 MILLION) WELL DRILLING AND WATER SUPPLY SYSTEM - DODOMA (52.4 MILLION)		
	1964 JUL	GRANT - ADDED TO CREDIT FOR RADIO TRANSMITTERS	0.6	C
	1964 DEC	GRANT - BUSES AND TRACTORS	0.2	C
	1966	CREDIT - JOINT SHIPPING COMPANY	2.1	C
	1966 MAR	GRANT - EQUIPMENT FOR UNIVERSITY	0.1	C
	1966 MAR	GRANT - AGRICULTURAL SETTLEMENTS	0.3	C
	1966 JUN	CREDIT - FOREIGN EXCHANGE	5.6	C
	1968	SURVEY - AGRICULTURAL ASSISTANCE	0.2	C
	1969	CREDIT - ADDED TO 1964 CREDIT TO ZANZIBAR	3.2	C
	1970 JUL	CREDIT - TAN-ZAM RAILROAD COMMODITIES AND FOREIGN EXCHANGE	200.6(M)	C
	1971 AUG	CREDIT FOR ZANZIBAR - COMMODITIES	0.7	C
	1973 NOV	GRANT - PHARMACEUTICAL PLANT, DAR ES SALAM	0.4	C
	1974 MAR	LINE OF CREDIT IRON AND COAL DEPOSIT DEVELOPMENT TUKUYU-CHUNYA RAIL LINK, TUKUYU-CHUNYA TO TAN-ZAM	75.0	C

TABLE 28

SUMMARY OF INFORMATION ON COMMUNIST ECONOMIC CREDITS AND GRANTS TO LESS DEVELOPED COUNTRIES  
IN AFRICA, BY DATE EXTENDED  
1964 - DECEMBER 1978  
(CONTINUED)

RECIPIENT COUNTRY	COMMUNIST COUNTRY	DATE EXTENDED		PROJECTS	MILLION CURRENT US \$		STATUS
		YEAR	MONTH		EXTENDED	DRAWN	
TANZANIA	PRC	1974	MAR	EXPANSION OF FRIENDSHIP CLOTHING PLANT - DIR ES SALAAM (51.0 MILLION)			
		1978	JUL	GRANT -- TO FINANCE COST OVERRUNS ON TAN-ZAM RAILROAD	27.9	27.9	
				TOTAL	282.0	282.0	
	USSR	1966	MAY	LINE OF CREDIT			
				MINERAL SURVEYS (50.3 MILLION)			
				8 VETERINARY CENTERS (80.3 MILLION)			
				POULTRY INCUBATOR			
				FISHING EQUIPMENT (50.0 MILLION)			
				FEASIBILITY STUDIES			
				COMMODITIES (53.3 MILLION)			
				ELECTRIC GENERATORS - ZANZIBAR			
				POWER STATION - KIWIBA RIVER			
				(510.0 MILLION)			
				BRIDGE AND ACCESS ROADS			
				(52.7 MILLION)			
				CEMENT PLANT - MBEVA			
				CANNERY			
				TOTAL	20.0	4.1	
				ESTIMATED MINIMUM TOTAL FOR TANZANIA	401.3	282.7	

SECRET

TABLE 2

SUMMARY OF INFORMATION ON COMMUNIST ECONOMIC CREDITS AND GRANTS TO LESS DEVELOPED COUNTRIES IN AFRICA BY DATE EXTENDED 1954 - DECEMBER 1976 (CONTINUED)

RECIPIENT COUNTRY	DATE EXTENDED YEAR MONTH	PROJECTS	EXTENDED MILLION CURRENT US \$	DRAWN	STATUS				
TOGO	1972 SEP	LINE OF CREDIT TO RICE PROJECTS	45.0	3.3	UC				
		SUGAR CANE PLANTATION AND REFINERY							
		AGRICULTURAL MACHINERY REPAIR STATION - LOME							
		POLITICAL PARTY CENTER, LLAMA-NABA							
		COMMODITIES							
		AGRICULTURAL EQUIPMENT (\$1.0 MILLION)							
		GRANT - AGRICULTURE EQUIPMENT				0.5			
		TOTAL				45.5	3.2		
		ESTIMATED MINIMUM TOTAL FOR TOGO					45.5	3.2	
		TUNISIA				1963 FEB	NATIONAL SPORTS CENTER	1.5(A)	1.5
TOTAL	1.5		1.5						
BULGARIA	1968 APR	LINE OF CREDIT	26.7	18.5	UC				
		PHOSPHATE DEVELOPMENT (\$24.0 MILLION)							
		GEOLOGICAL STUDIES (\$1.5 MILLION)							
		MOTEL, HOUSING AND OFFICES, GAUSA (\$1.2 MILLION)							
		COMMODITIES							
TOTAL	26.7	18.5							
TOTAL		28.2	17.0						

122  
SECRET

TABLE 20

SUMMARY OF INFORMATION ON COMMUNIST ECONOMIC CREDITS AND GRANTS TO LESS DEVELOPED COUNTRIES IN AFRICA BY DATE EXTENDED  
 1954 - DECEMBER 1976  
 (CONTINUED)

RECIPIENT COUNTRY	COMUNIST COUNTRY	DATE EXTENDED	PROJECTS	EXTENDED	DRAWN	STATUS
YUGOSLAVIA	CZECHOSLOVAKIA	1961 OCT	LINE OF CREDIT TRACTORS AND BUSES (\$0.5 MILLION) TEXTILE MACHINERY, MONASTIR (\$0.4 MILLION)	10.0	0.8	C
		1976 SEP	CREDIT - MACHINERY AND EQUIPMENT	30.2		
		TOTAL		40.2	0.8	
		1964 APR	10 FISHING VESSELS	0.8	0.8	C
EAST GERMANY	CZECHOSLOVAKIA	1967	10 FISHING VESSELS	1.0	1.0	C
		1968	CREDIT - EQUIPMENT FOR PHOSPHATE MINE, METLAOU	2.5		
		TOTAL		4.1	1.8	
HUNGARY	CZECHOSLOVAKIA	1975 NOV	LINE OF CREDIT TWO AGRICULTURAL COMPLEXES COLD STORAGE PLANT FLOUR MILL CANNERY	10.0		
		TOTAL		10.0		
		1960 NOV	LINE OF CREDIT SUGAR BEET REFINERY (\$1.9)	10.0(1)	8.0	C

TABLE 20

SUMMARY OF INFORMATION ON COMMUNIST ECONOMIC CREDITS AND GRANTS TO LESS DEVELOPED COUNTRIES  
IN AFRICA, BY DATE EXTENDED  
1964 - DECEMBER 1976  
(CONTINUED)

RECIPIENT	COMMUNIST COUNTRY	DATE EXTENDED	PROJECTS	BILLION CURRENT US \$	STATUS
		YEAR MONTH		EXTENDED	DRAWN
TUNISIA	POLAND	1960 NOV	BILLION) HARDWARE FACTORY (\$1.2 BILLION) TEXTILE MACHINERY (\$1.1 BILLION) MINING EQUIPMENT MECHANICAL CENTER CITY PLANNING (\$0.5 BILLION) PHOSPHATE PROCESSING PLANT METALWORK		
		TOTAL		10.0	9.0
	PRC	1972 AUG	LINE OF CREDIT COMMODITIES (\$14.0 MILLION) CANAL - CAPE BON ROAD - BEGA - MAHAGIA ROLLING STOCK ASSEMBLY PLANT 1,000 RAILWAY WAGONS MEDICAL ASSISTANCE	40.0	2.8
		TOTAL		40.0	2.8
	ROMANIA	1968 JUL	LINE OF CREDIT PETROLEUM EXPLORATION PHOSPHATE MINE DEVELOPMENT - BRATA (\$2.5 BILLION) RAILWAYS COMMODITIES (\$4.0 MILLION)	22.0	0.5
		TOTAL		22.0	0.5

TABLE 20

SUMMARY OF INFORMATION ON COMMUNIST ECONOMIC CREDITS AND GRANTS TO LESS DEVELOPED COUNTRIES  
IN AFRICA, BY DATE EXTENDED  
1954 - DECEMBER 1976  
(CONTINUED)

RECIPIENT COUNTRY	DATE EXTENDED	PROJECTS	EXTENDED	DRAMA	STATUS
TUNISIA	1961 AUG	LINE OF CREDIT WATER RESOURCES DEVELOPMENT OUED KASSB. DAM (54.8 MILLION) LAKE ISHKL BARRAGE NATIONAL TECHNICAL INSTITUTE (84.5 MILLION)	20.5	19.9	C
	1964 MAR	MACHINE TOOLS	0.2	0.2	C
	1964 DEC	COMMODITIES TO GENERATE LOCAL CURRENCY	5.5	5.5	C
	1967	CREDIT - 2 TUGBOATS	0.6(A)	0.0	C
	1976 APR	CREDIT - ADDED TO 1961 LINE OF CREDIT EXPANSION OF TECHNICAL INSTITUTE. TUNIS DAM - JUMIY RIVER CANAL - JUMIY DAM - MEDJERDA GAZALI DAM - ISHKL REGION	20.0		S
	1976 APR	CREDIT - COMMODITIES FOR WATER DEVELOPMENT PROJECTS MACHINERY AND EQUIPMENT (\$6.6 MILLION)	19.0		S
	TOTAL		82.2	20.2	

ESTIMATED MINIMUM TOTAL FOR TUNISIA

236.7



TABLE 20

SUMMARY OF INFORMATION ON COMMUNIST ECONOMIC CREDITS AND GRANTS TO LESS DEVELOPED COUNTRIES  
IN AFRICA BY DATE EXTENDED  
1954 - DECEMBER 1976  
(CONTINUED)

RECIPIENT COUNTRY	DATE EXTENDED YEAR MONTH	PROJECTS	MILLION CURRENT US \$		STATUS	
			EXTENDED	DRAWN		
UGANDA	1965 MAY	LINE OF CREDIT	12.0	2.6	C	
		RICE CULTIVATION, KIBIMBA (\$2.5 MILLION)				
		NATIONAL STADIUM, KAMPALA				
		COTTON KNITTING MILL				
		3 ICE PLANTS TEA FACTORY				
	1965 MAY	GRANT	3.0	3.0	C	
		COMMODITIES (\$1.5 MILLION) FOREIGN EXCHANGE (\$1.5 MILLION)	18.0	5.0	C	
		TOTAL				
	USSR	1964 DEC	LINE OF CREDIT	15.6	19.1	C
			TEXTILE MILL, LIRA (\$9.5 MILLION)			
COMMODITIES (\$2.7 MILLION)						
ROAD CONSTRUCTION EQUIPMENT (\$1.1 MILLION)						
VETERINARY SUPPLIES (\$0.4 MILLION)						
AGRICULTURAL MECHANIZATION SCHOOL, TORORO (\$1.4 MILLION)						
MEDICAL SCHOOL, KAMPALA						
TOTAL	15.6	19.1				
ESTIMATED MINIMUM TOTAL FOR UGANDA			30.6	20.7		

TABLE 20  
 SUMMARY OF INFORMATION ON COMMUNIST ECONOMIC CREDITS AND GRANTS TO LESS DEVELOPED COUNTRIES  
 IN AFRICA BY DATE EXTENDED  
 1954 - DECEMBER 1976  
 (CONTINUED)

RECIPIENT COUNTRY	COMUNIST COUNTRY	DATE EXTENDED	PROJECTS	EXTENDED	DRAWN	STATUS
UPPER VOLTA	USSR	1973 JUL	GRANT - FOODGRAINS (5,000 METRIC TONS)	1.3 (B)	1.3	C
		1973 DEC	LINE OF CREDIT RICE PROJECT KOU VALLEY ROAD TIN HRASSAN TAMBAO CEMENT PLANT TAMBAO (\$17.0 BILLION)	48.0 (B)	0.7	UC
		1974 JUN	GRANT - FOODGRAINS (5,000 TONS)	1.5 (B)	1.5	C
		TOTAL		50.8	2.5	
	USSR	1968	CREDIT	3.2		
		1973 SEP	GRANT - RICE (2,500 METRIC TONS)	0.0 (B)	0.0	C
		1974	GRANT - RICE (1,500 METRIC TONS)	1.6 (B)	1.6	C
		TOTAL		5.7	2.5	

ESTIMATED MINIMUM TOTAL FOR UPPER VOLTA

ZAIRE	BULGARIA	1974 DEC	EXPLORATION AND EXPLOITATION OF MINERALS AND METALS FIRST STAGE	100.0	0.0	
			TIN (\$9.4 MILLION)			
			MOLYBDATE (\$1.4 MILLION)			

TABLE 29

SUMMARY OF INFORMATION ON COMMUNIST ECONOMIC CREDITS AND GRANTS TO LESS DEVELOPED COUNTRIES IN AFRICA, BY DATE EXTENDED 1954 - DECEMBER 1976 (CONTINUED)

RECIPIENT	COMMUNIST COUNTRY	DATE EXTENDED YEAR MONTH	PROJECTS	BILLION CURRENT US \$		STATUS											
				EXTENDED	DRAWN												
ZAIRE	BULGARIA	1974 DEC	GOLD (81.0 MILLION)	100.0	8.0												
			DIAMONDS (81.0 MILLION) COPPER (83.0 MILLION) PHOSPHATES (83.0 MILLION)														
ZAMBIA	PRC	1973 JAN	LINE OF CREDIT	100.0	1.9	UC											
			EXPERIMENTAL FARMS				UC										
			SUGAR PLANTATION AND REFINERY					S									
			YANENDA						UC								
			AGRICULTURAL HAND TOOLS FACTORY							UC							
			KINSHASA								UC						
			FRUIT CANNERY									UC					
			COMMODITIES										UC				
			SPORTS STADIUM KINSHASA											UC			
			GRANT -- CONFERENCE HALL, KINSHASA												2.1		
TOTAL	102.9	3.0															
ESTIMATED MINIMUM TOTAL FOR ZAIRE			202.5	8.0													
ZAMBIA						PRC	1967 JUN	LINE OF CREDIT								16.0	16.0
								LUSAKA-BONGU ROAD	C								
								COMMODITIES		C							
ZAMBIA						PRC	1969 DEC	GRANT -- RADIO TRANSMITTERS			1.0					1.0	C

TABLE 21

SUMMARY OF INFORMATION ON COMMUNIST ECONOMIC CREDITS AND GRANTS TO LESS DEVELOPED COUNTRIES  
IN AFRICA - BY DATE EXTENDED  
1954 - DECEMBER 1976  
(CONTINUED)

RECIPIENT	COMMUNIST COUNTRY	DATE EXTENDED	PROJECTS	EXTENDED	DRAMA	STATUS
		YEAR MONTH		MILLION CURRENT US \$		
ZAMBIA	PRC	1970 JUL	CREDIT -- TAN-ZAM RAILROAD	200.0(M)	200.0	C
		1973 MAY	GRANT -- IMPROVEMENT OF ROAD TRANSPORT	10.0	10.0	C
		1974 FEB	LINE OF CREDIT ROAD SERENJE-SAMPYA (\$17.0 MILLION) AGRICULTURAL PROJECTS (\$34.5 MILLION)	51.5	1.0	MC
		1975 JUN	GRANT -- TRAINING SCHOOL BPIKA	24.0	10.0	UC
		1976 JUL	GRANT -- TO FINANCE COST OVERRUNS ON TAN-ZAM RAILROAD	37.5	37.5	C
			TOTAL	331.4	200.0	
ROMANIA		1972 MAR	LINE OF CREDIT AGRICULTURAL PROJECTS. BUMBWA TRACTOR-PLANT AGRICULTURAL EQUIPMENT PLANT	50.0		
			TOTAL	50.0		
USSR		1967	LINE OF CREDIT ROAD BUILDING EQUIPMENT TRUCKS (\$3.2 MILLION)	3.9	3.9	UC

TABLE 20

SUMMARY OF INFORMATION ON COMMUNIST ECONOMIC CREDITS AND GRANTS TO LESS DEVELOPED COUNTRIES IN AFRICA BY DATE EXTENDED 1974 - DECEMBER 1970 (CONTINUED)

RECIPIENT	COMMUNIST COUNTRY	DATE EXTENDED	PROJECTS	MILLION CURRENT US \$	STATUS
		YEAR MONTH		EXTENDED	DRAWN
ZAMBIA	USSR	1967	LABORATORY EQUIPMENT FOR UNIVERSITY (50.1 MILLION) WATER WELLS HYDROELECTRIC POWER SURVEY 6 DIESEL POWER STATIONS (50.6 MILLION) MINERALS SURVEY HYDROPOWER STATION, ZAMBELZI RIVER		C UC C UC C
		1974 NOV	TWO YAK-40 AIRCRAFT	3.4	C
			TOTAL	9.0	
			ESTIMATED MINIMUM TOTAL FOR ZAMBIA	390.4	273.2

130  
SECRET

\* SYMBOLS USED IN TABLE 20 HAVE THE FOLLOWING MEANINGS: -- S -- UNDER SURVEY; UC -- UNDER CONSTRUCTION OR BEING IMPLEMENTED; CS -- CONSTRUCTION SUSPENDED; C -- COMPLETED; AND PC -- PROJECT CANCELLED.  
(A) THE AMOUNT EXTENDED REFLECTS AN ADJUSTMENT FOR DOWNPAYMENTS.  
(B) THE AMOUNT EXTENDED IS ESTIMATED.  
(C) SOVIET CREDITS THAT HAVE SHORTER REPAYMENT PERIODS THAN MOST AID CREDITS AND ARE USUALLY FOR PURCHASE OF CAPITAL GOODS.  
(D) THE AMOUNT EXTENDED IS NOT KNOWN.  
(E) A 1971 PROTOCOL TO THE JUNE 1961 AGREEMENT TURNED \$13.8 MILLION OF THE \$44.4 MILLION PROJECT AID INTO A GRANT AND \$1.3 MILLION OF A \$7.8 MILLION COMMODITY CREDIT INTO A GRANT.  
(F) FOR ZANZIBAR ONLY.  
(G) INCLUDES \$2.2 MILLION FOR STATE BANK.  
(H) THE AGREEMENT TO EXTEND CREDIT FOR BUILDING THE RAILROAD WAS SIGNED IN SEPTEMBER 1967, BUT THE AMOUNT OF THE CREDIT WAS NOT AGREED TO UNTIL JULY 1970 AFTER SURVEYS HAD BEEN COMPLETED. DRAWINGS ON THE CREDIT ARE RETROACTIVE TO 1968.

SECRET

EAST ASIA

TABLE 21

SUMMARY OF INFORMATION ON COMMUNIST ECONOMIC CREDITS AND GRANTS TO LESS DEVELOPED COUNTRIES  
IN EAST ASIA, BY DATE EXTENDED  
1954 - DECEMBER 1976

RECIPIENT COUNTRY	COMUNIST COUNTRY	DATE EXTENDED		PROJECTS	MILLION CURRENT US \$		STATUS
		YEAR	MONTH		EXTENDED	GRANT	
CZECHOSLOVAKIA		1961	MAR	GRANT ... EDUCATIONAL AND SCIENTIFIC APPARATUS	0.1	0.1	C
		1963	JUL	AGRICULTURAL EQUIPMENT	1.4	1.4	C
		1966	JUN	CREDIT ... TRACTOR ASSEMBLY PLANT, MALRA	12.7	12.7	C
		1968		CREDIT ... TRACTORS	1.0	1.0	C
			TOTAL	15.2	15.2		
EAST GERMANY		1966	JAN	LINE OF CREDIT ... PRINTING PLANT, MAZI (57.9 MILLION)	7.9	7.9	C
				TOTAL	7.9	7.9	
POLAND		1965	MAR	LINE OF CREDIT	10.0(A)		
				TOTAL	10.0		
PRC		1961	JAN	LINE OF CREDIT ... SPINNING AND WEAVING MILL, WEIKIYA (\$3.5 MILLION)	37.3(B)	37.3	CC
				PLYWOOD FACTORY, SMA			CC
				SUGAR MILL, BILIN (\$2.0 MILLION)			CC
				PAPER MILL, SITANG RIVER BRIDGE, YA-KAN (\$2.0 MILLION)			C

~~SECRET~~

TABLE 21

SUMMARY OF INFORMATION ON COMMUNIST ECONOMIC CREDITS AND GRANTS TO LESS DEVELOPED COUNTRIES  
IN THE FAR EAST - BY DATE EXTENDED  
1954 - DECEMBER 1976  
(CONTINUED)

RECIPIENT COUNTRY	DATE EXTENDED	PROJECTS	EXTENDED	WILLION CURRENT US \$	STATUS
BURMA	1961 JAN	BRIDGE, KUMLONG (81.4 MILLION)			C
		FEASIBILITY STUDIES FOR LIGHT INDUSTRY			C
		TECHNICAL ASSISTANCE FOR AGRICULTURE			C
		COMMODITIES TO GENERATE LOCAL CURRENCY			C
		FUNDED TRADE DEFICIT (812.0 MILLION)			C
		LINE OF CREDIT	86.7(B)	10.0	C
		COMPLETION OF BRIDGE, TA-KAW			C
		HYDROELECTRIC COMPLEX, PYAWNGSHO			C
		CEMENT PLANT, BILIN, KYAUKSE			UC
		EXPANSION OF TEXTILE MILL, BEIKILA (58.9 MILLION)			C
RENOVATION OF TEXTILE PLANT, RANGOON			UC		
EXPANSION OF POWER PLANT					
PLANT FOR SOFT RUBBER FOOTWEAR					
POWER PLANT, MOULMEIN					
1971 NOV	CREDIT -- COMMODITIES	24.0	24.0	C	
TOTAL		108.0	61.3		
USSR	1958 APR	'GIFT' PROJECTS	7.3	7.3	C
		TECHNOLOGICAL INSTITUTE, RANGOON			C
		MOTEL, RANGOON			C
1962 AUG	DAM AND IRRIGATION PROJECT, KYETBAUKTAUNG		3.9	3.9	C



TABLE 21

SUMMARY OF INFORMATION ON COMMUNIST ECONOMIC CREDITS AND GRANTS TO LESS DEVELOPED COUNTRIES  
IN THE FAR EAST, BY DATE EXTENDED  
1954 - DECEMBER 1976  
(CONTINUED)

RECIPIENT	COMMUNIST COUNTRY	DATE EXTENDED YEAR MONTH	PROJECTS	EXTENDED	GRANT	STATUS
BURMA	USSR	1963 MAR	AGRICULTURAL EQUIPMENT	2.6(A)	2.6	C
		1969 DEC	REHABILITATION OF THE MARCHI MINES	1.7	1.7	C
		1973 SEP	EQUIPMENT FOR MINING GYPSUM AND LIMESTONE, MSIPAM AND PYINWAMA	1.0	1.0	C
		TOTAL		16.4	16.4	
ESTIMATED MINIMUM TOTAL FOR BURMA				16.4	100.0	
CZECHOSLOVAKIA		1956 JUL	GRANT -- 1,500-KW GENERATOR	0.4	0.4	C
		1960 JAN-JUN	GRANT -- 2,180-KW GENERATORS	0.1	0.1	C
		1960 NOV	GRANT -- 6 R-RAY MACHINES	0.1	0.1	C
		1961 MAY	LINE OF CREDIT SUGAR REFINERY, KOMPONG TRAM (80.9 MILLION) TIRE FACTORY, YAKHMAU (\$2.0 MILLION) TRACTOR ASSEMBLY PLANT SINAKOUVILLE (80.1 MILLION) MUNITIONS FACTORY, O CHAL (\$1.3 MILLION) THERMAL ELECTRIC PLANT, PHNOM PENH	4.8(A)	4.8	C

TABLE 21

SUMMARY OF INFORMATION ON COMMUNIST ECONOMIC CREDITS AND GRANTS TO LESS DEVELOPED COUNTRIES  
IN THE FAR EAST, BY DATE EXTENDED  
1954 - DECEMBER 1976  
(CONTINUED)

RECIPIENT	COMMUNIST COUNTRY	DATE EXTENDED	PROJECTS	EXTENDED	GRANT	STATUS
		YEAR MONTH		BILLION CURRENT US \$		
		TOTAL		5.1	5.1	
CAMBODIA(C)	EAST GERMANY	1969	LINE OF CREDIT CEMENT PLANT MOTOR PUMPS (\$0.4 BILLION)	11.9	0.4	C
		TOTAL		11.9	0.4	
	POLAND	1956 JUL	GRANT - HOSPITAL EQUIPMENT. KOMPONG CHAM	0.3	0.3	C
		TOTAL		0.3	0.3	
	PRC	1956 JUN	GRANT TEXTILE MILL, KOMPONG CHAM (\$3.7 BILLION) PLYWOOD FACTORY, DEV ETH (\$3.3 BILLION) PAPER FACTORY, OMLONG (\$4.9 BILLION) CEMENT PLANT, CHAREY TING (\$3.5 BILLION) PUBLIC WORKS AND AGRICULTURAL PROJECTS (\$8.6 BILLION)	22.9	22.9	C
		1960 DEC	GRANT COMPLETION OF CEMENT PLANT. CHAREY TING COMPLETION OF 3 FACTORIES BEGUN	26.5	26.5	C

TABLE 21

SUMMARY OF INFORMATION ON COMMUNIST ECONOMIC CREDITS AND GRANTS TO LESS DEVELOPED COUNTRIES  
IN THE FAR EAST: BY DATE EXTENDED  
1954 - DECEMBER 1976  
(CONTINUED)

RECIPIENT COUNTRY	DATE EXTENDED YEAR MONTH	PROJECTS	EXTENDED	DRAMA	STATUS
CAMBODIA (C)	1960 DEC	UNDER 1956 GRANT EXPANSION OF TEXTILE MILL.			C
		KOPONG CHAM			C
		EXPANSION OF PAPER FACTORY.			C
		CHHLONG			C
		TEXTILE MILL, BATTANG AND GLASS FACTORY, STUNG BEANCHEY (\$14.3 MILLION)			C
		TECHNICAL AID ON PHNOM PENH			C
		SIMANOUKVILLE RAILROAD (\$0.8 MILLION)			C
		LINE OF CREDIT	42.9	20.0	C
		EXPANSION OF TEXTILE MILL, KOPONG CHAM (\$7.6 MILLION)			C
		HOSPITAL AND MEDICAL SCHOOL (\$0.6 MILLION)			C
USSR	1957 MAY	EXPANSION OF CEMENT PLANT, CHAREY TING (\$1.0 MILLION)			UC
		EXPANSION OF PAPER FACTORY, CHHLONG			C
		EXPANSION OF AIRPORT, SIEMREAP COMMODITIES (\$14.3 MILLION)			C
		INTERNATIONAL SPORTS PALACE (\$4.8 MILLION)			UC
TOTAL		92.3	69.4		
USSR	1960 DEC	HOSPITAL, PHNOM PENH	6.0	0.0	C
	1960 DEC	PASSENGER HELICOPTER (MI-6)	0.2	0.2	C

TABLE 21

SUMMARY OF INFORMATION ON COMMUNIST ECONOMIC CREDITS AND GRANTS TO LESS DEVELOPED COUNTRIES  
IN THE FAR EAST BY DATE EXTENDED  
1954 - DECEMBER 1976  
(CONTINUED)

RECIPIENT COUNTRY	COMMUNIST COUNTRY	DATE EXTENDED	PROJECTS	EXTENDED	DRAWN	STATUS	
CAMBODIA(C)	USSR	1961 JUL	GRANT - TECHNOLOGICAL INSTITUTE	3.0	3.0	C	
		1963 APR	HYDROELECTRIC POWER DEVELOPMENT KACHAY GORGE	12.2		CS	
INDONESIA	USSR	1966 MAR	GRANT - MEDICAL AND LABORATORY MATERIALS AND TECHNICIANS	3.5	3.5	C	
		TOTAL		24.9	15.7		
ESTIMATED MINIMUM TOTAL FOR CAMBODIA(C)							
INDONESIA	BULGARIA	1961 MAY	LINE OF CREDIT CITRONELLA PLANT - THANGMANGU (50.5 MILLION)	5.0(A)	5.0	C	
			ELECTRIC MOTOR PLANT - JAKARTA (51.0 MILLION)			C	
			2 TEAKWOOD SAWMILLS				C
			COOKING OIL PLANTS (50.5 MILLION)				C
TOTAL			5.0	2.0			
CZECHOSLOVAKIA	USSR	1956 APR	LINE OF CREDIT ENAMELWARE PLANT - JAKARTA (50.4 MILLION)	20.3(A)	20.3	C	
			TIRE FACTORY (INTIRUB).			C	
			TJILILITAN, WEST JAVA (51.2 MILLION)				C

TABLE 21

SUMMARY OF INFORMATION ON COMMUNIST ECONOMIC CREDITS AND GRANTS TO LESS DEVELOPED COUNTRIES  
IN THE FAR EAST - BY DATE EXTENDED  
1954 - DECEMBER 1976  
(CONTINUED)

RECIPIENT COUNTRY	COMMUNIST COUNTRY	DATE EXTENDED	PROJECTS	EXTENDED	DRAWN	STATUS	
INDONESIA	CZECHOSLOVAKIA	1954 APR	MACHINERY FOR BRIANTAS IRRIGATION PROJECTS, EAST JAVA (50.8 BILLION)			C	
			TRACTORS AND OTHER AGRICULTURAL MACHINERY FOR NORTH SUMATRA AND SOUTH KALIMANTAN (55.5 BILLION)			C	
			2,000 RAILROAD FREIGHT CARS (56.9 BILLION)			C	
			DIESEL GENERATORS (51.9 BILLION)			C	
			HYDROELECTRIC PLANT (54.2 BILLION)			C	
		1960 JUL	LINE OF CREDIT	22.8 (A)	19.0		C
			CEMENT PLANT, TOMISA (56.5 BILLION)				C
			RAILROAD CARS (59.6 MILLION)				C
			EXPANSION OF TIRE PLANT (INTIPUH), TULILITAN, WEST JAVA (50.7 MILLION)				C
			CANE SUGAR MILL, SOUTH SULAWESI (54.7 MILLION)				C
	HYDROELECTRIC PLANT (50.5 BILLION)				C		
	DIESEL ENGINE ASSEMBLY PLANT (52.5 MILLION)				C		
	TIRE PLANT (52.5 MILLION)				C		
	TRAINING CENTER (50.9 MILLION)				C		
	MINERAL DEVELOPMENT				C		
1963 JUN		TRUCKS	5.6	5.6		C	
1965 MAR		TRUCKS	3.0	3.0		C	
	TOTAL		62.5	47.9			

TABLE 21

SUMMARY OF INFORMATION ON COMMUNIST ECONOMIC CREDITS AND GRANTS TO LESS DEVELOPED COUNTRIES  
IN THE FAR EAST, BY DATE EXTENDED  
1954 - DECEMBER 1970  
(CONTINUED)

RECIPIENT COUNTRY	DATE EXTENDED	PROJECTS	EXTENDED	DRAMA	STATUS
INDONESIA	1955 FEB	SUGAR REFINERY, JAKARTA	0.0	0.0	C
	1964 JAN-JUN	LINE OF CREDIT SPINNING MILL, PALEMBANG (\$4.0 MILLION)	60.0(A)	20.3	C
		COAL MINING EQUIPMENT (\$0.3 BILLION)			C
		PRINTING EQUIPMENT (\$2.9 MILLION)			C
		RAILROAD EQUIPMENT (\$11.0 BILLION)			C
		BROADCASTING CENTER, TIJU BANGGIL (\$6.5 MILLION)			C
		COAL MINE REHABILITATION (\$10.0 BILLION)			C
		TRUCKS AND BUSES (\$10.0 MILLION)			C
		EQUIPMENT FOR TRANS-SUMATRA HIGHWAY (\$2.6 MILLION)			C
		COOKING OIL PLANTS			C
		PLANETARIUM (\$1.0 MILLION)			C
		TOTAL	60.0	20.3	
	HUNGARY	1968 OCT	TRUCKS AND BUSES	0.9	0.9
1981 SEP		LINE OF CREDIT SEAMLESS STEEL TUBE PLANT	22.4(A)	0.0	C
		POWER EQUIPMENT			
		RAILROAD CARS (\$11.0 BILLION)			
		DYE PLANT			
	INSECTICIDE PLANT OXYGEN PLANTS - SEMERANG, MAKASSAR BEDAN (\$1.5 MILLION)			C	

SECRET

TABLE 21

SUMMARY OF INFORMATION ON COMMUNIST ECONOMIC CREDITS AND GRANTS TO LESS DEVELOPED COUNTRIES  
IN THE FAR EAST, BY DATE EXTENDED  
1954 - DECEMBER 1976  
(CONTINUED)

RECIPIENT	COMMUNIST COUNTRY	DATE EXTENDED	PROJECTS	EXTENDED	DRAWN	STATUS
				MILLION CURRENT US \$		
INDONESIA	HUNGARY	YEAR MONTH				
		1961 SEP	ELECTRIC BULB AND FLUORESCENT TUBE FACTORY SEMERANG (81.1 MILLION)	1.6	1.6	C
		1961 SEP	SLAUGHTER HOUSE, SURABAYA	1.1	1.1	C
		1961 SEP	200 BUSES			
		1964 AUG	250 TRUCKS			
			TOTAL	26.0	0.6	
	POLAND	1958 JUN	24 SHIPS	39.2	39.2	C
		1959 FEB	4 SHIPYARDS - GRESIK, EAST JAVA; PADANG, SUMATRA; MAKASSAR, SULAWESI; AND ARANAT, CERAM	4.3(A)	3.0	US
		1961 AUG	LINE OF CREDIT COAL MINE REHABILITATION, OMBILIN, WEST SUMATRA (510.0 MILLION) POWER STATION - OMBILIN CEMENT PLANT NORTH SUMATRA (510.0 MILLION) REINFORCING ROD PLANT, MEDAN NORTH SUMATRA (50.4 MILLION) CARBIDE PLANT (51.0 MILLION) CAST IRON FACTORY (60.4 MILLION) RAILROAD CAR ASSEMBLY PLANT, JAKARTA COAL DERIVATIVES PLANT SUGAR REFINERY - TJOT GIREK, NORTH SUMATRA (86.5 MILLION)	37.5	7.1	US

TABLE 21

SUMMARY OF INFORMATION ON COMMUNIST ECONOMIC CREDITS AND GRANTS TO LESS DEVELOPED COUNTRIES  
IN THE FAR EAST, BY DATE EXTENDED  
1954 - DECEMBER 1976  
(CONTINUED)

RECIPIENT	COMMUNIST COUNTRY	DATE EXTENDED	PROJECTS	BILLION CURRENT US \$	STATUS
		YEAR MONTH		EXTENDED	DRAWN
INDONESIA	POLAND	1961 AUG	CONSTRUCTION MATERIALS PLANT (\$2.0 MILLION)		
		1961 OCT	CARGO SHIP	4.0	4.0
		1961 DEC	ASSEMBLY AND MANUFACTURE OF AIRFRAMES; MUSEUM SASTRANEGARA	2.9	2.9
		TOTAL		87.5	85.0
PHILIPPINES	POLAND	1956 NOV	FUNDED TRADE DEFICIT	16.2	16.2
		1959 APR	TEXTILES AND RICE	10.9	10.9
		1961 OCT	LINE OF CREDIT SPINNING MILL BANDJARAN (\$4.4 MILLION)	2.1(D)	2.1
			TEXTILE MACHINERY, SPARE PARTS COMMODITIES TO GENERATE LOCAL CURRENCY FOR SPINNING PROJECTS		
ROMANIA	POLAND	1965 JAN	LINE OF CREDIT FOREIGN EXCHANGE (\$10.0 MILLION)	10.0(D)	10.0
		1965 SEP	GRANT -- COMEFO BUILDING	8.0(D)	8.0
		TOTAL		47.2	47.2
ROMANIA	POLAND	1961 JUN	LINE OF CREDIT PETROLEUM DEVELOPMENT AND REFINERY (\$29.6 MILLION)	43.5(A)	12.7
		TOTAL		47.2	47.2

140  
SECRET

SECRET



SECRET

TABLE 21

SUMMARY OF INFORMATION ON COMMUNIST ECONOMIC CREDITS AND GRANTS TO LESS DEVELOPED COUNTRIES IN THE FAR EAST, BY DATE EXTENDED 1954 - DECEMBER 1976 (CONTINUED)

RECIPIENT COUNTRY	DATE EXTENDED	COMUNIST COUNTRY	YEAR MONTH	PROJECTS	EXTENDED	DRAWN	STATUS
INDONESIA	1961 JUN	ROMANIA		2,100 RAILROAD FREIGHT AND TANK CARS (\$12.7 MILLION)			C
	TOTAL				42.5	12.7	
USSR	1956 SEP			LINE OF CREDIT			
				SHIPS (\$12.5 MILLION)			C
				TEXTILES (\$1.0 MILLION)	90.0(1)	90.0	C
				ROAD CONSTRUCTION DEPARTMENT OF DEFENSE (\$12.0 MILLION)			C
				ROAD BUILDING EQUIPMENT DEPARTMENT OF PUBLIC WORKS (\$12.0 MILLION)			C
				STEEL PROJECT "JALILEON" WEST JAVA (\$39.0 MILLION)			CS
				SUPERPHOSPHATE PLANT "TJILATJAP" CENTRAL JAVA (\$9.5 MILLION)			CS
				MECHANIZED FARM (\$1.3 MILLION)			C
				ROAD CONSTRUCTION "MALIBANTAN"			C
	1950 JUN			SPORTS STADIUM "JAKARTA"	12.5	12.5	C
	1959 JUN			SHIPBUILDING AND OCEANOGRAPHY SCHOOL "ARBOINA" SOUTH MOLUCCAS	2.6(1)	2.6	C
	1960 FEB			LINE OF CREDIT	4.0(1)	4.0	C
				SURVEY FOR HYDROELECTRIC POWER PLANT "ASAHAN" NORTH SUMATRA (\$2.6 MILLION)			C
				ATOMIC ENERGY PROJECTS GADJAH MADA UNIVERSITY (\$0.2 MILLION)			C
				RESEARCH REACTOR "SERPONG"			PC

SECRET

SECRET

TABLE 21

SUMMARY OF INFORMATION ON COMMUNIST ECONOMIC CREDITS AND GRANTS TO LESS DEVELOPED COUNTRIES IN THE FAR EAST - BY DATE EXTENDED 1954 - DECEMBER 1976 (CONTINUED)

RECIPIENT COUNTRY	COMMUNIST COUNTRY	DATE EXTENDED		PROJECTS	MILLION CURRENT US \$		STATUS
		YEAR	MONTH		EXTENDED	DRAMA	
INDONESIA	USSR	1949	FEB	COMMODITIES			
		1949	FEB	GRANT - HOSPITAL, JAWABTA	1.4	1.4	C
		1949	JUN	CREDIT - TRUCKS	3.3	0.5	DC
		1974	DEC	AGREEMENT IN PRINCIPLE (FI) 2 HYDROELECTRIC PLANTS SAGULING, WEST JAVA BRICA, CENTRAL JAVA	100.0		
		TOTAL		213.6	111.0		
ESTIMATED MINIMUM TOTAL FOR INDONESIA							
BULGARIA		1974	DEC	GRANT - COMMODITIES	0.8	0.8	C
		TOTAL		0.8	0.8		
EAST GERMANY		1978		GRANT - COMMODITIES	1.2	1.2	C
		TOTAL		1.2	1.2		
HUNGARY		1978		GRANT - COMMODITIES	1.8	1.8	C
		TOTAL		1.8	1.8		

142  
SECRET

TABLE 21

SUMMARY OF INFORMATION ON COMMUNIST ECONOMIC CREDITS AND GRANTS TO LESS DEVELOPED COUNTRIES  
IN THE FAR EAST BY DATE EXTENDED  
1954 - DECEMBER 1976  
(CONTINUED)

RECIPIENT	COMMUNIST COUNTRY	DATE EXTENDED YEAR MONTH	PROJECTS	EXTENDED	WILLION CURRENT US \$	STATUS
LAOS (G)	PRC	1974 OCT	CREDIT (G) COMMODITIES (\$7.0 MILLION) ROAD CONSTRUCTION LUANG PRABANG (\$17.5 MILLION) HOUSING PROJECT LUANG PRABANG	25.0	3.4	UC UC
		1975	GRANT RICE (4,000 METRIC TONS)	1.2	1.2	C
		TOTAL		26.2	4.6	
	ROMANIA	1975	GRANT MEDICINE FOOD TRUCKS	0.8	0.8	C
		TOTAL		0.8	0.8	
	USSR	1962	GRANT (G) 150-200 BED HOSPITAL LUANG PRABANG 50 KW RADIO TRANSMITTER DAM AND POWERPLANT SAMNUEA	3.5		
		1962 OCT	GRANT (G) 7 LI-2 (CAB) AIRCRAFT 2 AN-2 (COLT) AIRCRAFT 1 MI-4 (HOUND) HELICOPTER	1.5	1.5	C
		1975	GRANT OIL (8,000 METRIC TONS)	0.7	0.7	C
		TOTAL		5.7	2.2	

43  
SECRET

SECRET

~~SECRET~~

TABLE 21

SUMMARY OF INFORMATION ON COMMUNIST ECONOMIC CREDITS AND GRANTS TO LESS DEVELOPED COUNTRIES  
IN THE FAR EAST - BY DATE EXTENDED  
1954 - DECEMBER 1976  
(CONTINUED)

RECIPIENT	COMMUNIST COUNTRY	DATE EXTENDED	PROJECTS	EXTENDED	STATUS	BILLION CURRENT US \$
		YEAR MONTH				
ESTIMATED MINIMUM TOTAL FOR LAOS(C)						
PHILIPPINES	POLAND	1976 MAR	CREDIT	(M)		
			TOTAL			25.9
	ROMANIA	1975 APR	CREDIT -- THERMAL POWERPLANT, CIEMU	31.0		
		1976 APR	CREDIT -- VEHICLES	4.9		
			TOTAL			35.9
ESTIMATED MINIMUM TOTAL FOR PHILIPPINES						
WESTERN SAMOA	PAC	1976 SEP	LINE OF CREDIT	(M)		
			AGRICULTURAL DEVELOPMENT			
			JUDICIARY COURT COMPLEX, APIA			
			TOTAL			25.9
ESTIMATED MINIMUM TOTAL FOR WESTERN SAMOA						

~~SECRET~~

TABLE 21

SUMMARY OF INFORMATION ON COMMUNIST ECONOMIC CREDITS AND GRANTS TO LESS DEVELOPED COUNTRIES IN THE FAR EAST, BY DATE EXTENDED 1954 - DECEMBER 1974 (CONTINUED)

RECIPIENT	COMMUNIST COUNTRY	DATE EXTENDED	PROJECTS	EXTENDED	DRAWN	STATUS	MILLION CURRENT US \$
		YEAR MONTH					

\* SYMBOLS USED IN TABLE 21 HAVE THE FOLLOWING MEANINGS: S - UNDER SURVEY; UC - UNDER CONSTRUCTION OR BEING IMPLEMENTED; C - COMPLETED CONSTRUCTION; CS - CONSTRUCTION SUSPENDED; PC - PROJECT CANCELLED; CC - CONSTRUCTION COMPLETED BY LESS DEVELOPED COUNTRY OR WESTERN COUNTRY

(A) THE AMOUNT EXTENDED REFLECTS AN ADJUSTMENT FOR DONORPAYMENTS.

(B) CREDIT OF \$64.0 MILLION EXTENDED IN 1961 REDUCED TO LEVEL OF DRAWINGS TO REFLECT BURMESE TAKEOVER FOLLOWING EXPULSION OF CHINESE IN 1968. THE UNDRAWN PORTION WAS RE-EXTENDED IN 1971.

(C) DURING 1975, CAMBODIA AND LAOS ANNOUNCED THE FORMATION OF COMMUNIST GOVERNMENTS AND THEIR FUTURE RELATIONS WITH OTHER COMMUNIST COUNTRIES WILL NOT BE DETAILED IN THIS PUBLICATION.

(D) CREDIT OF \$30.0 MILLION EXTENDED IN 1961. THE CREDIT OF \$50.0 MILLION EXTENDED IN JAN 1965 AND GRANT OF \$16.0 MILLION EXTENDED IN SEPT 1965 ARE REDUCED TO LEVEL OF DRAWINGS AT TIME OF ABORTIVE COUP IN 1965 WHEN CHINESE WERE EXPELLED AND THEIR WORK ON PROJECTS CANCELLED.

(E) THE 1956 CREDIT AND PROTOCOL OF 1959 WERE REDUCED FROM \$100 MILLION AND \$5.6 MILLION CREDITS TO AMOUNT DRAWN AT THE TIME THE CREDITS EXPIRED IN 1964. THE 1960 CREDIT OF \$310 MILLION REDUCED FROM THE ORIGINAL \$250 MILLION BY TRANSFER OF \$40 MILLION TO THE MILITARY ACCOUNT. ALSO WAS REDUCED TO REFLECT DRAWINGS AT TIME CREDIT EXPIRED IN 1967.

(F) NO ACTUAL COMMITMENTS YET MADE. VALUE OF INDIVIDUAL PROJECTS WILL BE DETERMINED BY SEPARATE AGREEMENTS.

(G) INCLUDES ONLY AID EXTENDED AFTER FORMATION OF THE LAOS COALITION GOVERNMENT UNDER THE GENEVA ACCORD OF JULY 1962 UNDELIVERED COMMITMENTS OF \$2.2 MILLION GRANT AND \$3.9 MILLION CREDITS EXTENDED BY THE USSR IN 1962 HAVE BEEN DELETED. A LINE OF CREDIT FOR \$4.0 MILLION EXTENDED BY COMMUNIST CHINA IN 1962 BUT NEVER DRAWN ALSO HAS BEEN DELETED.

(H) AMOUNT EXTENDED IS NOT KNOWN.

TABLE 22

SUMMARY OF INFORMATION ON COMMUNIST ECONOMIC CREDITS AND GRANTS TO LESS DEVELOPED COUNTRIES IN EUROPE BY DATE EXTENDED 1954 - DECEMBER 1976

RECIPIENT	COMMUNIST COUNTRY	DATE EXTENDED	PROJECTS	EXTENDED	ORIGIN	STATUS
MALTA	PRC	1972 APR	LINE OF CREDIT FOREIGN EXCHANGE (94.6 MILLION) PROJECT AID DRYDOCK CHOCOLATE FACTORY GLASS FACTORY TEXTILE COMPLEX CARPET FACTORY CONCRETE PRODUCTS FACTORY 2 HANDICRAFT CENTERS LEATHER GOODS FACTORY BRASS FOUNDRY PATIAN PLANT	43.0	0.1	UC
			TOTAL	43.0	0.1	UC
			ESTIMATED MINIMUM TOTAL FOR MALTA	43.0	0.1	UC

146  
SECRET

\* SYMBOLS USED IN TABLE 22 HAVE THE FOLLOWING MEANINGS -- S - UNDER CONSTRUCTION OR BEING IMPLEMENTED, AND C - COMPLETED.

**EUROPE**  
Facing Tab

**LATIN**  
**AMERICA**




TABLE 23

SUMMARY OF INFORMATION ON COMMUNIST ECONOMIC CREDITS AND GRANTS TO LESS-DEVELOPED COUNTRIES  
IN LATIN AMERICA BY DATE EXTENDED  
1954 - DECEMBER 1976

RECIPIENT COUNTRY	DATE EXTENDED	PROJECTS	EXTENDED	MILLION CURRENT US \$	STATUS
CZECHOSLOVAKIA	1958 MAR	CEMENT PLANT SAN LUIS PROVINCE	2.4(A)	2.4	C
	1974 FEB	LINE OF CREDIT EQUIPMENT FOR POWER PROJECTS LOS REYUNOS HYDROELECTRIC PLANT DIAMANT'S RIVER (517.7 MILLION) THERMAL POWERPLANT LA PLAYA THERMAL POWERPLANT RIO TURBIO (57.7 MILLION) THERMAL POWERPLANT SALTA GUBRES (57.0 MILLION) HYDROELECTRIC PLANT AGUA DEL TORO	33.4(B)	0.9	UC
	TOTAL		35.8	2.9	
HUNGARY	1974 MAY	CREDIT CRANE FACTORY RAILROAD EQUIPMENT	50.0		
	TOTAL		50.0		
POLAND	1968 SEP	CONSTRUCTION MATERIALS	5.0		
	1974 MAY	LINE OF CREDIT COAL MINE DEVELOPMENT - RIO TURBIO	100.0	0.9	UC
	TOTAL		105.0	0.9	

SECRET

147  
SECRET



TABLE 23

SUMMARY OF INFORMATION ON COMMUNIST ECONOMIC CREDITS AND GRANTS TO LESS DEVELOPED COUNTRIES  
IN LATIN AMERICA BY DATE EXTENDED  
1954 - DECEMBER 1976  
(CONTINUED)

RECIPIENT	COMMUNIST COUNTRY	DATE EXTENDED YEAR MONTH	PROJECTS	EXTENDED	WILLION CURRENT US \$	STATUS
ARGENTINA	ROMANIA	1965 SEP	CREDIT - OIL DRILLING EQUIPMENT	3.0(1)	3.0	C
		1974 FEB	LINE OF CREDIT OIL DRILLING EQUIPMENT (\$42.0 MILLION) CORE OVEN PLANT COMODORO RIVADAVIA (\$0.9 MILLION)	100.0	20.0	UC
		TOTAL		103.0	23.0	
	USSR	1960 OCT	TRADE CREDIT (DI) PETROLEUM EQUIPMENT (\$28.0 MILLION) ROAD CONSTRUCTION EQUIPMENT (\$3.0 MILLION)	29.0(18)	29.0	C
		1965 SEP	EQUIPMENT FOR OIL INDUSTRY	15.2	11.9	UC
		1974 FEB	LINE OF CREDIT HYDROELECTRIC TURBINES, SALTO GRANDE (\$35.6 MILLION) (F) LOCAL COST COVERAGE (\$6.0 MILLION) (F) ADDITIONAL TURBINES, SALTO GRANDE (\$6.8 MILLION) (F) THERMAL POWER GENERATORS (\$119.7 MILLION) SAN NICOLAS LUJAN DE CUYO COSTANERA PREINVESTMENT STUDIES FOR PARANA MEDIO PROJECT (\$7.8 MILLION)	175.0(8)	11.9	UC

TABLE 23

SUMMARY OF INFORMATION ON COMMUNIST ECONOMIC CREDITS AND GRANTS TO LESS DEVELOPED COUNTRIES IN LATIN AMERICA BY DATE EXTENDED 1964-DECEMBER 1976 (CONTINUED)

RECIPIENT	COMMUNIST COUNTRY	DATE EXTENDED		PROJECTS	MILLION CURRENT US \$		
		YEAR	MONTH		EXTENDED	DRAWN	STATUS
ESTIMATED MINIMUM TOTAL FOR ARGENTINA					219.3	83.4	
TOTAL					219.3	83.4	
ESTIMATED MINIMUM TOTAL FOR BULGARIA					12.0	00.0	
BOLIVIA	BULGARIA	1971	JUN	CREDIT -- INDUSTRIAL EQUIPMENT	12.0		
TOTAL					12.0		
ESTIMATED MINIMUM TOTAL FOR CZECHOSLOVAKIA					3.2(4)	0.6	
CZECHOSLOVAKIA	CZECHOSLOVAKIA	1971	MAR	ANTIMONY SHELTER, ORURO	3.2(4)		
		1975	JAN	FERROALLOY FOUNDRY, QUIACHAS	1.5	0.6	UC
TOTAL					4.7	0.6	
ESTIMATED MINIMUM TOTAL FOR HUNGARY					10.0	0.4	
HUNGARY	HUNGARY	1971	FEB	CREDIT -- MACHINERY CEMENT PLANT (\$6.0 MILLION) HOSPITAL EQUIPMENT (\$3.0 MILLION) COPPER CONCENTRATION PLANT AND SHELTER (\$0.8 MILLION)	10.0	0.4	US
TOTAL					10.0	0.4	

TABLE 23

SUMMARY OF INFORMATION ON COMMUNIST ECONOMIC CREDITS AND GRANTS TO LESS DEVELOPED COUNTRIES  
IN LATIN AMERICA, BY DATE EXTENDED  
1954 - DECEMBER 1976  
(CONTINUED)

RECIPIENT COUNTRY	COMMUNIST COUNTRY	DATE EXTENDED YEAR MONTH	PROJECTS	BILLION CURRENT US \$		STATUS
				DATED	DRAMA	
BOLIVIA	POLAND	1972 NOV	CREDIT -- SURVEY FOR ZINC SHELTER POTOSI	0.2	0.2	C
		1973 JUL	CREDIT -- PLATE GLASS FACTORY	4.9	1.0	UC
		1976 MAY	TRADE CREDIT	(6)		
		TOTAL	4.7	1.2		
USSR		1970 AUG	TRADE CREDIT -- MINING AND METALLURGICAL MACHINERY (D) TIN-VOLATILIZATION PLANTS POTOSI (86.5 BILLION) MARCHAMARCA	27.9(A)	11.0	UC
			GEOLOGIC EXPLORATION			S
			MINING MACHINERY (10.0 MILLION)			UC
		TOTAL	27.9	11.0		
		1971 JUN	GRANT -- OBSERVATORY	0.6	0.6	C
		1976 MAR	CREDIT -- MACHINERY AND EQUIPMENT	(8)		
		TOTAL	0.6	0.6		
ESTIMATED MINIMUM TOTAL FOR BOLIVIA				28.3	11.6	
ESTIMATED MINIMUM TOTAL FOR BRAZIL				59.7	17.2	
BRAZIL	CZECHOSLOVAKIA	1959 JAN-JUN	MACHINERY AND EQUIPMENT FOR CEMENT PLANT, PARA STATE	1.8	1.5	C
		TOTAL	1.8	1.5		

TABLE 23

SUMMARY OF INFORMATION ON COMMUNIST ECONOMIC CREDITS AND GRANTS TO LESS DEVELOPED COUNTRIES  
IN LATIN AMERICA - BY DATE EXTENDED  
1954 - DECEMBER 1976  
(CONTINUED)

RECIPIENT COUNTRY	DATE EXTENDED	PROJECTS	EXTENDED	DRAWN	STATUS
BRAZIL	1951 MAY	LINE OF CREDIT	60.0(A)	27.5	C
		MACHINERY (\$7.0 MILLION)			
		POWERPLANT - PROMISSAO (\$10.0 MILLION)			
		POWERPLANT - BELO HORIZONTE (\$11.0 MILLION)			
		POWERPLANT - JORGE LACERDA			US
	1976 OCT	LINE OF CREDIT	100.0		
		TOTAL	161.9	29.0	
EAST GERMANY	1966 JAN-JUN	CREDIT - EQUIPMENT - BULLDOZERS (\$1.0 MILLION)	2.1(A)	2.1	C
	1967	CREDIT - UNIVERSITY EQUIPMENT	17.0(A)	17.0	C
		TOTAL	19.1	19.1	
HUNGARY	1966	CREDIT - UNIVERSITY EQUIPMENT	10.0(H)	10.0	C
		TOTAL	10.0	10.0	
POLAND	1963 NOV	LINE OF CREDIT - 10 SHIPS (\$50.0 MILLION); RAILS FOR FEDERAL RAILWAY SYSTEM (\$7.5 MILLION)	70.0(A)	97.5	C
		UNIVERSITY EQUIPMENT (\$10.0 MILLION)			C

151  
~~SECRET~~

~~SECRET~~

TABLE 23

SUMMARY OF INFORMATION ON COMMUNIST ECONOMIC CREDITS AND GRANTS TO LESS DEVELOPED COUNTRIES  
IN LATIN AMERICA - BY DATE EXTENDED  
1954 - DECEMBER 1976  
(CONTINUED)

RECIPIENT	COMMUNIST COUNTRY	DATE EXTENDED YEAR MONTH	PROJECTS	EXTENDED	CHARN	STATUS	MILLION CURRENT US \$
			TOTAL	70.0			97.8
BRAZIL	ROMANIA	1961 MAY	CREDIT - MACHINERY AND EQUIPMENT PETROLEUM DRILLING EQUIPMENT TRACTORS	10.0(1)		C	10.0
		1975 MAY	CREDIT - STEEL MAKING EQUIPMENT	150.0(A)		C	
			TOTAL	160.0			10.0
	USSR	1968	SHALE OIL PILOT PLANT	5.0		C	5.0
		1966 AUG	TRADE CREDIT (0) STEAM TURBINES - CAPIVARI (\$12.5 MILLION) UNIVERSITY EQUIPMENT (\$17.0 MILLION)	29.5(A)		C	29.5
		1975 MAR	TRADE CREDIT ADDED TO AUGUST 1966 CREDIT (0) SOBRADINHO-POWER GENERATORS (\$44.2 MILLION)	44.2(A)		C	
			TOTAL	78.7			34.5
			ESTIMATED MINIMUM TOTAL FOR BRAZIL	699.2			160.1

TABLE 23

SUMMARY OF INFORMATION ON COMMUNIST ECONOMIC CREDITS AND GRANTS TO LESS DEVELOPED COUNTRIES  
 IN LATIN AMERICA, BY DATE EXTENDED  
 1954 - DECEMBER 1976  
 (CONTINUED)

RECIPIENT COUNTRY	DATE EXTENDED	PROJECTS	EXTENDED	STATUS
COMMUNIST COUNTRY	YEAR MONTH	LINE OF CREDIT	MILLION CURRENT US \$	
CHILE	1971 JUN	POULTRY FARMS (54.0 MILLION)	20.0	CS
		ONION DEHYDRATING PLANT		CS
		PRE-FAB HOUSING PLANT		CS
		CERAMICS FACTORY		CS
		ESSENTIAL OILS FACTORY (50.3 MILLION)		CS
		SULFURIC ACID PLANT SUPERPHOSPHATE PLANT		CS
	1972	CREDIT -- EQUIPMENT	5.0	CS
		TOTAL	25.0	
CZECHOSLOVAKIA	1968 APR	CREDIT -- MACHINERY AND EQUIPMENT	6.0(A)	UC
	1973 FEB	CREDIT MINING MACHINERY (52.0 MILLION) EDUCATIONAL EQUIPMENT	14.2(A)	CS
	1973 FEB	CREDIT -- INDUSTRIAL GOODS	4.5(A)	CS
		TOTAL	24.7	
EAST GERMANY	1972 SEP	LINE OF CREDIT		
		MEDICAL EQUIPMENT (\$6.5 MILLION)	20.0	CS
		TRACTORS (\$4.0 MILLION) EDUCATIONAL EQUIPMENT		CS
		TOTAL	20.0	

TABLE 23

SUMMARY OF INFORMATION ON COMMUNIST ECONOMIC CREDITS AND GRANTS TO LESS DEVELOPED COUNTRIES  
 IN LATIN AMERICA - BY DATE EXTENDED  
 1954 - DECEMBER 1970  
 (CONTINUED)

RECIPIENT COUNTRY	COMUNIST COUNTRY	DATE EXTENDED	PROJECTS	MILLION CURRENT US \$	STATUS
		YEAR MONTH		EXTENDED	ORAM
CHILE	HUNGARY	1971 JUN	CREDIT - MACHINERY AND EQUIPMENT	5.0	
		1971 SEP	CREDIT - COPPER MINING PHARMACEUTICAL PLANT TRANSPORT EQUIPMENT EDUCATIONAL EQUIPMENT	15.0	
		TOTAL		20.0	
POLAND		1971 NOV	CREDIT - METALLURGY FISHERIES MINING	25.0(A)	
		1971 NOV	CREDIT - MACHINERY AND EQUIPMENT	10.0(A)	
		TOTAL		35.0	
PAR		1971 JUL	GRANT - FOREIGN EXCHANGE	2.0	C
		1972 JUL	LINE OF CREDIT COMMODITIES (\$25.0 MILLION) BALL BEARING PLANT (\$5.0 MILLION)	63.0	19.0
		TOTAL		65.0	19.0

154  
SECRET

SECRET

TABLE 23

SUMMARY OF INFORMATION ON COMMUNIST ECONOMIC CREDITS AND GRANTS TO LESS DEVELOPED COUNTRIES  
IN LATIN AMERICA - BY DATE EXTENDED  
1954 - DECEMBER 1976  
(CONTINUED)

RECIPIENT COUNTRY	DATE EXTENDED	PROJECTS	MILLION CURRENT US \$	STATUS
COMUNIST COUNTRY	YEAR MONTH		EXTENDED	DRAMA
CHILE	1971 JUL	CREDIT AGRICULTURAL MACHINERY (\$12.5 MILLION) JEEPS OIL DRILLING EQUIPMENT (\$5.0 MILLION)	20.0	13.2 C
ROMANIA				
		TOTAL	20.0	13.2
USSR	1967 JAN	CREDIT -- MACHINERY AND EQUIPMENT TRACTORS (\$10.0 MILLION)	19.8(A)	10.0 C
	1967 JAN	LINE OF CREDIT PORT DEVELOPMENT (\$10.0 MILLION) LUBRICANTS PLANT (\$15.0 MILLION) PREFABRICATED HOUSING PLANT (\$3.5 MILLION) FLOUR MILL VALPARAISO (50.4 MILLION) ARTIFICIAL INSEMINATION CENTER (\$5.0 MILLION)	43.0	C C S S
	1971 JUL	CREDIT -- ADDED TO 1967 CREDIT FOR MACHINERY AND EQUIPMENT	36.0(A)	
	1971 SEP	GRANT -- PREFABRICATED HOUSING PLANT	2.5	2.5 C
	1972 JUL	CREDIT -- ADDED TO JUL 1971 CREDIT THERMAL POWERPLANT TECOPILLA (\$18.9 MILLION) CEMENT PLANT REPAIR PLANT, AGRICULTURAL	54.0(A)	



TABLE 23

SUMMARY OF INFORMATION ON COMMUNIST ECONOMIC CREDITS AND GRANTS TO LESS DEVELOPED COUNTRIES  
IN LATIN AMERICA, BY DATE EXTENDED  
1964 - DECEMBER 1976  
(CONTINUED)

RECIPIENT COUNTRY	COMMUNIST COUNTRY	DATE EXTENDED YEAR MONTH	PROJECTS	MILLION CURRENT US \$		STATUS
				EXTENDED	DRAWN	
CHILE	USSR	1972 JUL	MACHINERY			
		1972 JUL	CREDIT -- ADDED TO JAN 1967 CREDIT	60.0		
		1972 DEC	CREDIT -- COMMODITIES	30.0	3.0	CS
		TOTAL		238.0	15.5	

ESTIMATED MINIMUM TOTAL FOR CHILE

~~SECRET~~

COLOMBIA

BULGARIA	1971 JUN	CREDIT	5.0			
		TOTAL	5.0			

CZECHOSLOVAKIA 1971

		CREDIT	6.0			
		TOTAL	6.0			

EAST GERMANY 1968 JAN

		CREDIT -- UNIVERSITY EQUIPMENT	5.0		0.3	UC
--	--	--------------------------------	-----	--	-----	----

1976 JAN

		TRADE CREDIT EDUCATIONAL EQUIPMENT (\$10.0 MILLION)	55.0			
		LABORATORY EQUIPMENT FOR UNIVERSITIES (\$10.0 MILLION)				
		CONSTRUCTION MACHINERY				

158  
~~SECRET~~

TABLE 25

SUMMARY OF INFORMATION ON COMMUNIST ECONOMIC CREDITS AND GRANTS TO LESS DEVELOPED COUNTRIES  
IN LATIN AMERICA, BY DATE EXTENDED  
1954 - DECEMBER 1974  
(CONTINUED)

RECIPIENT	COMMUNIST COUNTRY	DATE EXTENDED YEAR MONTH	PROJECTS	EXTENDED	DRAMA	STATUS
COLOMBIA	EAST GERMANY	1976 JAN	(54.0 MILLION) EQUIPMENT FOR PUBLIC HEALTH SERVICE (225.0 MILLION) HARBOR EQUIPMENT (58.0 MILLION)	90.0	0.2	
		1968 SEP	CREDIT -- 98 TROLLEY BUSES	2.8	2.8	C
		1974	CREDIT -- 200 TROLLEY BUSES	0.4		
		1975 MAR	LINE OF CREDIT	(0)		
		TOTAL		10.9	2.8	
		TOTAL		81.9	2.7	

ESTIMATED MINIMUM TOTAL FOR COLOMBIA

COSTA RICA	HUNGARY	1974 AUG	CREDIT -- BUSES	2.0		
		TOTAL		2.0		
USSR		1971 OCT	CREDIT TROLLEY SYSTEM, SAN JOSE (\$10.0 MILLION)	18.0	1.0	US
		TOTAL		18.0	1.0	

TABLE 25

SUMMARY OF INFORMATION ON COMMUNIST ECONOMIC CREDITS AND GRANTS TO LESS DEVELOPED COUNTRIES  
IN LATIN AMERICA BY DATE EXTENDED  
1954 - DECEMBER 1976  
(CONTINUED)

RECIPIENT	COMMUNIST COUNTRY	DATE EXTENDED YEAR MONTH	PROJECTS	EXTENDED	DRAMA	STATUS
ESTIMATED MINIMUM TOTAL FOR COSTA RICA						
ECUADOR	CZECHOSLOVAKIA	1967 JAN-JUN	CREDIT PUMPS (\$1.0 MILLION) AGRICULTURAL EQUIPMENT TRACTORS (\$1.0 MILLION)	3.0		C
		1971 JUN	CREDIT - TRACTORS	5.0	0.0	UC
		1975 JUN	CREDIT - IRRIGATION PUMPS	4.0		
		TOTAL		12.0	0.0	
POLAND		1969 JAN	EQUIPMENT FOR ELECTRIFICATION	5.0		UC
		TOTAL		5.0		
USSR		1971 OCT	TRADE CREDIT - JEEPS (D)	0.4(A)	0.4	C
		TOTAL		0.4	0.4	
ESTIMATED MINIMUM TOTAL FOR ECUADOR						
				17.0	1.0	

TABLE 2)

SUMMARY OF INFORMATION ON COMMUNIST ECONOMIC CREDITS AND GRANTS TO LESS DEVELOPED COUNTRIES  
IN LATIN AMERICA: BY DATE EXTENDED  
1954 - DECEMBER 1976  
(CONTINUED)

RECIPIENT	COMMUNIST COUNTRY	DATE EXTENDED	PROJECTS	EXTENDED	STATUS
GUYANA	EAST GERMANY	1974 MAR	LINE OF CREDIT RICE BRAN OIL EXTRACTION PLANT (82.2 MILLION)	10.0	UC
			200 TRUCKS (83.3 MILLION) ROADBUILDING EQUIPMENT (52.7 MILLION) REPAIR WORKSHOP	8.0	UC
		TOTAL		18.0	
PARAGUAY	PARAGUAY	1972 APR	LINE OF CREDIT COMMODITIES TO FUND LOCAL COSTS (88.0 MILLION)	28.0	UC
			TEXTILE MILL GEORGETOWN (83.2 MILLION)		UC
			GLASS FACTORY		C
			CLAY BRICK FACTORY DEMERARA (50.7 MILLION)		UC
			HIGHWAY CONSTRUCTION EQUIPMENT HOSPITAL, NEW AMSTERDAM		S
		TOTAL		10.0	
		1975 MAR	CREDIT - MACHINERY AND EQUIPMENT	10.0	
		TOTAL		38.0	4.0
ESTIMATED MINIMUM TOTAL FOR GUYANA				48.0	10.2
JAMAICA	PARAGUAY	1974	LINE OF CREDIT	0.5	

~~SECRET~~

159  
~~SECRET~~

TABLE 23

SUMMARY OF INFORMATION ON COMMUNIST ECONOMIC CREDITS AND GRANTS TO LESS DEVELOPED COUNTRIES  
IN LATIN AMERICA, BY DATE EXTENDED  
1954 - DECEMBER 1976  
(CONTINUED)

RECIPIENT	COMMUNIST COUNTRY	DATE EXTENDED YEAR MONTH	PROJECTS	EXTENDED	STATUS
JAMAICA	PNC	1974	TEXTILE MACHINERY (\$8.5 MILLION)		
		1976 OCT	CREDIT - RICE (8,000 METRIC TONS)	1.2	
			TOTAL	9.7	
ESTIMATED MINIMUM TOTAL FOR JAMAICA					
				9.7	
MEXICO	EAST GERMANY	1976 MAY	LINE OF CREDIT		(B)
			TOTAL		
POLAND		1976 MAR	LINE OF CREDIT	12.0(B)	
			SUGAR-BEET REFINERY (\$12.0 MILLION)		
			COAL MINE DEVELOPMENT		
			TOTAL	12.0	
	USSR	1976 OCT	LINE OF CREDIT		(B)
			POWER PLANTS		
			OIL DEVELOPMENT		
			TOTAL		

~~SECRET~~

18  
~~SECRET~~

TABLE 23

SUMMARY OF INFORMATION ON COMMUNIST ECONOMIC CREDITS AND GRANTS TO LESS DEVELOPED COUNTRIES  
IN LATIN AMERICA BY DATE EXTENDED  
1954 - DECEMBER 1976  
(CONTINUED)

RECIPIENT	COMUNIST COUNTRY	DATE EXTENDED	PROJECTS	EXTENDED	WILLION CURRENT US \$	STATUS
		YEAR MONTH				
ESTIMATED MINIMUM TOTAL FOR MEXICO						
PERU	BULGARIA	1971	CREDIT SLAUGHTERHOUSES (\$0.8 MILLION)	3.0	0.8	C
		1971 JUN	CREDIT ANTIBIOTICS PLANT FISH PROCESSING MACHINERY ESSENTIAL OILS PLANT EQUIPMENT FOR 8 REFRIGERATOR PLANTS (\$0.7 MILLION)	10.0	0.3	C
			TOTAL	13.0	1.3	
CZECHOSLOVAKIA		1969 JUN	CREDIT ... CAPITAL GOODS EQUIPMENT FOR POWERPLANTS (\$5.8 MILLION) - IQUITOS - PUCALLPA	6.0	3.7	C
		1971 AUG	LINE OF CREDIT 45 DIESEL GENERATORS (\$5.5 MILLION) EXPANSION OF MACHU PICHU HYDROELECTRIC PLANT (\$10.0 MILLION) HYDROELECTRIC PLANT - QUISHUJARANI (\$9.0 MILLION)	35.2	6.0	C

TABLE 23

SUMMARY OF INFORMATION ON COMMUNIST ECONOMIC CREDITS AND GRANTS TO LESS DEVELOPED COUNTRIES  
IN LATIN AMERICA, BY DATE EXTENDED  
1954 - DECEMBER 1976  
(CONTINUED)

RECIPIENT COUNTRY	DATE EXTENDED	PROJECTS	MILLION CURRENT US \$		STATUS
			EXTENDED	DRAWN	
PERU	TOTAL		41.2	19.7	
	1970 FEB	CREDIT - MACHINERY AND EQUIPMENT EDUCATIONAL EQUIPMENT (\$15.5 MILLION) MEDICAL EQUIPMENT (\$4.5 MILLION)	20.0	20.0	C
	1972 NOV	LINE OF CREDIT EDUCATIONAL LABORATORIES (\$15.5 MILLION) HYDROELECTRIC POWER EQUIPMENT (\$9.5 MILLION) EXPANSION CANNON DEL PAGO HYDROPOWER PLANT (\$20.0 MILLION)	45.0(A)	16.0	C
	1974 DEC	CREDIT FOR SOCIAL PROPERTY ENTERPRISES	20.0		S
	TOTAL		85.0	36.0	
POLAND	1970 MAR	CREDIT FISHING PORT, YACHA (\$6.8 MILLION)	10.0		
	1972 OCT	CREDIT - MACHINERY AND EQUIPMENT	40.0		
	TOTAL		50.0		
PERU	1971 NOV	CREDIT	42.0	1.5	

TABLE 23

SUMMARY OF INFORMATION ON COMMUNIST ECONOMIC CREDITS AND GRANTS TO LESS DEVELOPED COUNTRIES  
IN LATIN AMERICA BY DATE EXTENDED  
1954 - DECEMBER 1976  
(CONTINUED)

RECIPIENT COUNTRY	DATE EXTENDED	PROJECTS	MILLION CURRENT US \$	STATUS
PERU	YEAR MONTH		EXTENDED	DRAWN
PNC	1971 NOV	COMMODITIES (\$7.8 MILLION) IRRIGATION PROJECT ALTO PIURA		UC
	TOTAL		42.0	1.9
ROMANIA	1973 SEP	LINE OF CREDIT RAILROAD ROLLING STOCK (\$10.0 MILLION) MACHINE TOOL PLANT - TRUJILLO EQUIPMENT FOR COPPER AND ZINC MINING	29.0	10.2
	TOTAL		29.0	10.2
USSR	1970 AUG	LINE OF CREDIT FISHING PORT, PAITA (\$2.5 MILLION) PRELIMINARY WORK ON OLMOS-IRRIGACION PROJECT (\$5.1 MILLION) HELICOPTERS (\$5.9 MILLION) HYDROELECTRIC RESOURCE SURVEY OIL STORAGE TANKS (\$9.5 MILLION)	25.5(A)	20.4
	TOTAL		25.5	10.2
	1976 NOV	LINE OF CREDIT (B)		
	TOTAL		25.5	20.4

ESTIMATED MINIMUM TOTAL FOR PERU 79.1



TABLE 23

SUMMARY OF INFORMATION ON COMMUNIST ECONOMIC CREDITS AND GRANTS TO LESS DEVELOPED COUNTRIES  
IN LATIN AMERICA BY DATE EXTENDED  
1964 - DECEMBER 1976  
(CONTINUED)

RECIPIENT COUNTRY	DATE EXTENDED	PROJECTS	MILLION CURRENT US \$	STATUS
	YEAR MONTH		EXTENDED	
BULGARIA	1969 MAY	FOOD PROCESSING PLANT	0.4	C
	1971 MAY	MACHINERY AND EQUIPMENT	5.0(A)	C
	TOTAL		5.4	
CZECHOSLOVAKIA	1970 MAR	CREDIT	5.0	
		TOTAL	5.0	
EAST GERMANY	1966	CREDIT -- SUGAR REFINERY, MERCEDES	6.0	C
		TOTAL	6.0	
HUNGARY	1970	CREDIT RAILROAD EQUIPMENT, COACHES AND SPARE PARTS (\$8.5 MILLION) ELECTRIC TRANSMISSION LINES (\$1.5 MILLION)	10.0	C
	1976 JUN	CREDIT -- ADDED TO 1970 CREDIT	5.0	
	TOTAL		15.0	
USSR	1969 FEB	TRADE CREDIT (OI OIL STORAGE TANKS (\$1.2 MILLION) SHIPS	20.0(A)	C
			3.5	

SECRET

SECRET

TABLE 23

SUMMARY OF INFORMATION ON COMMUNIST ECONOMIC CREDITS AND GRANTS TO LESS DEVELOPED COUNTRIES  
IN LATIN AMERICA, BY DATE EXTENDED  
1954 - DECEMBER 1976  
(CONTINUED)

RECIPIENT	COMMUNIST COUNTRY	DATE EXTENDED YEAR MONTH	PROJECTS	MILLION CURRENT U.S. \$		STATUS
				EXTENDED	DRAWN	
URUGUAY	USSR	1969 FEB	ELECTRICAL EQUIPMENT COMMUNICATION EQUIPMENT			UC UC
		1974 FEB	CREDIT (E) HYDROELECTRIC TURBINES - SALTO GRANDE (323.8 MILLION) LOCAL COST COVERAGE (94.0 MILLION) ADDITIONAL TURBINES - SALTO GRANDE (54.6 MILLION)	32.4	0.1	UC
TOTAL				32.4	0.1	
ESTIMATED MINIMUM TOTAL FOR URUGUAY						
VENEZUELA	CZECHOSLOVAKIA	1970 APR	CREDIT	10.0		
		TOTAL		10.0		
USSR		1976 NOV	LINE OF CREDIT			(8)
		TOTAL				
ESTIMATED MINIMUM TOTAL FOR VENEZUELA				10.0		

TABLE 23

SUMMARY OF INFORMATION ON COMMUNIST ECONOMIC CREDITS AND GRANTS TO LESS DEVELOPED COUNTRIES IN LATIN AMERICA BY DATE EXTENDED 1954 - DECEMBER 1976 (CONTINUED)

RECIPIENT COUNTRY DATE EXTENDED YEAR MONTH PROJECTS DRAWN EXTENDED MILLION CURRENT US \$ STATUS

\* SYMBOLS USED IN TABLE 23 HAVE THE FOLLOWING MEANINGS -- S - UNDER SURVEY, UC - UNDER CONSTRUCTION OR BEING IMPLEMENTED.

SS - SURVEY SUSPENDED, CS - CONSTRUCTION SUSPENDED, AND C - COMPLETED.

(A) THE AMOUNT EXTENDED REFLECTS AN ADJUSTMENT FOR DEDUCTIONS.

(B) CREDIT IS OPENED, ADDITIONAL AMOUNTS WILL BE ADDED AS CONTRACTS ARE SIGNED.

(C) ORIGINAL CREDIT OF \$15 MILLION, EXTENDED IN 1965, REDUCED TO THE AMOUNT DRAWN AT THE TIME THE CREDIT EXPIRED IN 1968.

(D) SOVIET CREDITS THAT HAVE SHORTER REPAYMENT PERIODS THAN MOST AID CREDITS AND WHICH ARE USUALLY FOR THE PURCHASE OF CAPITAL GOODS OR FOR ASSISTANCE TO SMALL PROJECTS.

(E) ORIGINAL CREDIT OF \$100 MILLION, EXTENDED IN 1958, REDUCED TO THE AMOUNT DRAWN AT THE TIME THE CREDIT EXPIRED IN 1961.

(F) SOVIET CREDIT EXTENSIONS FOR THE SALTO GRANDE PROJECT ARE SPLIT 60% TO ARGENTINA AND 40% TO URUGUAY AND REPAYMENT RESPONSIBILITY IS DIVIDED IN THIS MANNER.


(G) AMOUNT OF AID UNKNOWN.

(H) ORIGINAL CREDIT OF \$40 MILLION REDUCED TO AMOUNT DRAWN BY 1975.

(I) ORIGINAL CREDIT OF \$80 MILLION REDUCED TO AMOUNT DRAWN BY 1975.

(J) ORIGINAL CREDIT OF \$95 MILLION REDUCED TO AMOUNT ALLOCATED BY 1975.

SEA EAST  
SOUTH ASIA



SECRET

TABLE 24

SUMMARY OF INFORMATION ON COMMUNIST ECONOMIC CREDITS AND GRANTS TO LESS DEVELOPED COUNTRIES IN THE NEAR EAST AND SOUTH ASIA BY DATE EXTENDED 1954 - DECEMBER 1976

RECIPIENT	COMMUNIST COUNTRY	DATE EXTENDED	YEAR MONTH	PROJECTS	EXTENDED	ORIGIN	STATUS										
AFGHANISTAN	BULGARIA	1973 JUL	1973 JUL	LINE OF CREDIT	8.0(A)		C										
				FOOD PROCESSING PLANTS, FRUIT AND VEGETABLES													
				POULTRY FARM													
				SHEEP BREEDING													
				COLD STORAGE PLANT													
				TANNERY													
				SLAUGHTER HOUSE													
				LIVESTOCK FARM													
				TOTAL				8.0		C							
				CZECHOSLOVAKIA				CZECHOSLOVAKIA	1954 AUG	1954 AUG	LINE OF CREDIT	5.0		C			
CEMENT PLANT - JABAL-US-SIRAJ (51.2 MILLION)																	
FRUIT CANNERY - KANDAHAR (50.8 MILLION)																	
CEMENT PLANT - PUL-I-KHUMRI (52.9 MILLION)																	
TOTAL	154.9		C														
AFGHANISTAN	CZECHOSLOVAKIA	1961 JAN-JUN	1961 JAN-JUN		EXPANSION OF PUL-I-KHUMRI CEMENT PLANT	1.0					C						
					GRANT - TECHNICAL ASSISTANCE										0.3	0.3	C
					CREDIT - MEDICAL FACILITIES AND EQUIPMENT										1.2	1.2	C
					LINE OF CREDIT										20.0	20.0	UC
AFGHANISTAN	CZECHOSLOVAKIA	1966 NOV	1966 NOV		TROLLEY BUS LINE - KABUL (56.5 MILLION)	56.5					UC						
				INDUSTRIAL COMPLEX - HERAT POWER PLANT - HERAT													

167  
SECRET

TABLE 24

SUMMARY OF INFORMATION ON COMMUNIST ECONOMIC CREDITS AND GRANTS TO LESS DEVELOPED COUNTRIES  
IN THE NEAR EAST AND SOUTH ASIA BY DATE EXTENDED  
1954 - DECEMBER 1976  
(CONTINUED)

RECIPIENT COUNTRY	DATE EXTENDED	PROJECTS	EXTENDED	DRAWN	STATUS
AFGHANISTAN	1973 DEC	CEMENT PLANT, MERAT (\$7.0 MILLION) TANNER (\$2.4 MILLION) COAL MINING, MERAT (\$3.0 MILLION)	27.5	9.7	C
POLAND	1966 AUG	CREDIT -- MACHINERY AND EQUIPMENT	3.5	3.5	C
		TOTAL	3.5	3.5	C
PRC	1968 MAR	LINE OF CREDIT COMMODITIES (\$7.0 MILLION) LAPIZ LAZULI CUTTING SILKWORM PRODUCTION PROJECT (\$0.3 MILLION) TEXTILE PLANT, BAGRAM (\$6.6 MILLION) POULTRY BREEDING (\$0.9 MILLION) FISH BREEDING FARM, DARUNTA (\$0.2 MILLION) IRRIGATION PROJECT, PARWAN VALLEY (\$12.0 MILLION) TEA-GROWING, KUNAR VALLEY	28.0	28.0	C
	1972 APR	LINE OF CREDIT AGRICULTURAL PROJECTS EXPANSION TEXTILE MILL, BAGRAM (\$5.0 MILLION) INTEGRATED TEXTILE COMPLEX.	45.0	8.0	UC C

TABLE 26

SUMMARY OF INFORMATION ON COMMUNIST ECONOMIC CREDITS AND GRANTS TO LESS DEVELOPED COUNTRIES  
IN THE NEAR EAST AND SOUTH ASIA BY DATE EXTENDED  
1954 - DECEMBER 1976  
(CONTINUED)

RECIPIENT	COMMUNIST COUNTRY	DATE EXTENDED YEAR MONTH	PROJECTS	EXTENDED BILLION CURRENT US \$	DRAMA	STATUS
AFGHANISTAN	PRC	1972 APR	HELMAND PAPER MILL, PARWAN CHINARE PLANT	3.5(8)	2.7	UC
		1972 JUL	GRANT - HOSPITAL, KANDAHAR			
		TOTAL		76.9	39.7	
USSR		1954 JAN	GRAIN ELEVATOR, FLOUR MILL, AND BAKERY COMPLEX KABUL	3.9	3.9	C
		1954 JAN	GRAIN ELEVATOR, PUL-I-KHUMRI	0.2	0.2	C
		1954 OCT	MUNICIPAL AND PUBLIC WORKS ROAD PAVING, KABUL ASPHALT FACTORY, KABUL	2.1	2.1	C
		1956 JAN	LINE OF CREDIT MAGHLU HYDROELECTRIC PROJECT (\$19.1 MILLION) PUL-I-KHUMRI HYDROELECTRIC PROJECT (\$3.6 MILLION) DAPUNTA-NINGRAMAR IRRIGATION PROJECT, JALALABAD (\$17.7 MILLION) (C) SALANG PASS ROAD (\$19.6 MILLION) (C) BAGRAM AIRFIELD (\$13.9 MILLION) KABUL AIRFIELD (\$8.6 MILLION) JUNGALOT WORKSHOP COMPLEX (\$2.2 MILLION) CONSUMER GOODS (\$8.0 MILLION) SHER KHAM PORT (\$1.4 MILLION)	100.0	100.0	C

TABLE 24

SUMMARY OF INFORMATION ON COMMUNIST ECONOMIC CREDITS AND GRANTS TO LESS DEVELOPED COUNTRIES  
IN THE NEAR EAST AND SOUTH ASIA BY DATE EXTENDED  
1954 - DECEMBER 1976  
(CONTINUED)

RECIPIENT COUNTRY	DATE EXTENDED	PROJECTS	EXTENDED	STATUS
AFGHANISTAN USSR	1956 JAN	ALCHIN BRIDGE (80.3 MILLION) WAGHLU - KABUL POWER LINE (85.6 MILLION)		C
	1957 JUL	PETROLEUM EXPLORATION AND AERIAL SURVEY	15.0	C
	1959 JAN	GRANT -- WHEAT (40,000 METRIC TONS)	2.0	C
	1959 MAY	GRANT KUSHKA-HERAT-KANDAHAR ROAD (1919.0 MILLION) SHINDAND AIRFIELD (10.0 MILLION)	129.0	C
	1960 MAR	GRANT -- WHEAT (90,000 METRIC TONS)	3.5	C
	1961 OCT	LINE OF CREDIT FOR SECOND FIVE YEAR PLAN PETROLEUM AND GAS EXPLORATION AND EXPLOITATION (25.0 MILLION) PIPELINE - SHIBARGHAN-MAZAR-I-SHARIF (37.3 MILLION) PUL-I-KHWIRI - SHIBARGHAN ROAD (26.0 MILLION) DOSHI-SHER KHAN ROAD (12.0 MILLION) DELINQUENT PAYMENTS - TECHNICIANS. KUSHKA-HERAT-KANDAHAR (11.1 MILLION) 3 BRIDGES - NANGARHAR PROVINCE (14.9 MILLION) PROJECT MAINTENANCE, ROADS AND DARUNTA PROJECT	110.9	C
			110.0	C
			129.0	C
			3.5	C
			15.0	C

SECRET



TABLE 26

SUMMARY OF INFORMATION ON COMMUNIST ECONOMIC CREDITS AND GRANTS TO LESS DEVELOPED COUNTRIES  
IN THE NEAR EAST AND SOUTH ASIA: BY DATE EXTENDED  
1954 - DECEMBER 1976  
(CONTINUED)

RECIPIENT COUNTRY	COMMUNIST COUNTRY	DATE EXTENDED	PROJECTS	EXTENDED	DRAWN	STATUS
AFGHANISTAN	USSR	1961 OCT	2 FLOUR MILLS, 2 GRAIN SILOS, AND STORAGE BUILDINGS, KABUL (\$2.4 MILLION) COMMODITIES (\$6.0 MILLION) PUL-E-KHUMRI-KUNDUZ POWER LINES (\$1.1 MILLION)			C
		1961 OCT	LINE OF CREDIT FOR SECOND-FIVE YEAR PLAN 2 FARMS, DARUNTA-MANGARHAR IRRIGATION PROJECT, JALALABAD (\$13.3 MILLION) CHEMICAL FERTILIZER AND GAS ELECTRIC PLANTS, MAZAR I-SHARIF (\$29.0 MILLION) DESIGN FOR IRON FOUNDRY AND ELECTRIC PLANT (\$2.2 MILLION) TECHNICAL ASSISTANCE, DARUNTA IRRIGATION PROJECT, KOKCHA RIVER, NORTHERN AFGHANISTAN (\$17.0 MILLION) SHER KHAN PORT MECHANIZATION KABUL-JABUL-US-SIRAJ ROAD, ASPHALTING (\$2.6 MILLION) KABUL POTION PICTURE STUDIO TRANSPORT EQUIPMENT (\$0.4 MILLION) SARDAR DAM AND IRRIGATION (\$3.0 MILLION) FEASIBILITY STUDY FOR STEEL MILL (\$0.1 MILLION) TECHNICAL SHOPS, HERAT (\$0.1 MILLION)	70.9	65.9	C
		1962 JAN	COMMODITY CREDIT	12.0	12.0	C

TABLE 24

SUMMARY OF INFORMATION ON COMMUNIST ECONOMIC CREDITS AND GRANTS TO LESS DEVELOPED COUNTRIES  
IN THE NEAR EAST AND SOUTH ASIA, BY DATE EXTENDED  
1954 - DECEMBER 1976  
(CONTINUED)

RECIPIENT	COMMUNIST COUNTRY	DATE EXTENDED YEAR MONTH	PROJECTS	MILLION CURRENT US \$		STATUS
				EXTENDED	DRAWN	
AFGHANISTAN	USSR	1963 JAN	GRANT -- HYDROMETEOROLOGY	1.0	1.0	C
		1963 APR	GRANT -- PREFABRICATED HOUSING PLANT	2.9	2.9	C
		1963 MAY	CREDIT ADDED TO JANUARY 1966 CREDIT	20.0	20.0	C
		1963 FEB	MOTOR VEHICLES AND MACHINERY	4.0	4.0	C
		1963 MAR	CREDIT -- WHEAT (25,000 METRIC TONS)	1.8	1.8	C
		1963 MAR	CREDIT -- BAGRAM AIRPORT IMPROVEMENTS	2.9	2.9	C
		1963 JUL	COMMODITY CREDIT	3.0	3.0	C
		1963 SEP	NUCLEAR RESEARCH REACTOR	0.2	0.2	C
		1963 OCT	CREDIT -- NATURAL GAS EXPLOITATION PIPELINE SHIBARGHAN-DUSHANBE	38.9	38.9	C
		1964 NOV	CREDIT -- PREFABRICATED HOUSING PLANT - KASUL STAGE I	11.1	11.1	C
		1965 JAN	COMMODITY CREDIT	11.1	11.1	C
		1965 JUL	CREDIT -- TRACTORS	3.0	3.0	C
		1966 JUL	GRANT -- TORGHUNDI RAILWAY AND			

~~SECRET~~

TABLE 26

SUMMARY OF INFORMATION ON COMMUNIST ECONOMIC CREDITS AND GRANTS TO LESS DEVELOPED COUNTRIES  
IN THE NEAR EAST AND SOUTH ASIA: BY DATE EXTENDED  
1954 - DECEMBER 1976  
(CONTINUED)

RECIPIENT COUNTRY	DATE EXTENDED	PROJECTS	EXTENDED	DRAWN	STATUS
AFGHANISTAN USSR	1966 JUL	TRANSIT CENTER	0.9	0.9	C
	1966 JUL	CREDIT - IRRIGATION SARDEM DAM	10.3	10.3	C
	1967 AUG	TRADE CREDIT - AGRICULTURAL EQUIPMENT (D)	5.0	5.0	C
	1969 FEB	CREDIT ADDED TO 1961 CREDIT FOR SECOND FIVE YEAR PLAN IRRIGATION NETWORK, SARDEM DAM (\$6.7 MILLION) HOUSING AT CHEMICAL FERTILIZER PLANT, MAZAR-I-SHARIF MILITARY AIRPORT, BAGRAM MODEL FARMS, GWAZTABAD AND MADAM (\$5.6 MILLION)	15.6	13.6	UC
AFGHANISTAN USSR	1969 FEB	CREDIT FOR THIRD FIVE YEAR PLAN PROSPECTING AND DRILLING FOR OIL AND GAS IN NORTH (\$15.0 MILLION) EXPLORATION AND GEOLOGICAL SURVEY (\$5.0 MILLION) SUBSTATION AND TRANSMISSION LINES, KIBUL TRANSMISSION LINES, MAZAR-I-SHARIF (\$1.3 MILLION) HIGHWAY SURVEYS AND CONSTRUCTION SHIBARGHAN-MERAT KUNDUG-FAIG-KASIM DARUNTA-NANGARHAR PROJECT LAND PREPARATION (\$3.2 MILLION) EXPANSION OF MAZAR-I-SHARIF GAS ELECTRIC AND FERTILIZER PLANTS	72.3	29.3	UC

SECRET

TABLE 24

SUMMARY OF INFORMATION ON COMMUNIST ECONOMIC CREDITS AND GRANTS TO LESS DEVELOPED COUNTRIES  
 IN THE NEAR EAST AND SOUTH ASIA: BY DATE EXTENDED  
 1954 - DECEMBER 1976  
 (CONTINUED)

RECIPIENT COUNTRY	DATE EXTENDED YEAR MONTH	PROJECTS	MILLION CURRENT US \$		STATUS
			EXTENDED	GRANT	
AFGHANISTAN USSR	1968 FEB	CREDIT - CONSUMER GOODS (\$6.9 MILLION)	10.9	10.0	C
	1968 FEB	TRADE CREDIT (D) EQUIPMENT FOR NATURAL GAS EXTRACTION AND TRANSPORTATION SHIBARGHAN (\$1.7 MILLION)	20.0	7.7	C
		PETROLEUM STORAGE DEPOTS (MABUL MAZAR-I-SHARIF BAGRAM) (\$6.0 MILLION)			C
	1970 JUN	GRANT - THREE VETERINARY LABORATORIES	1.5(B)	1.5	C
	1970 OCT	CREDIT - AIRCRAFT AND AIRSTRIPS	2.0	2.0	C
	1971 FEB	GRANT - ROAD MAZAR-I-SHARIF FASHOOZAR	5.0	5.0	C
	1971 FEB	GRANT - 6 METEOROLOGICAL LABORATORIES AND 25 RADAR UNITS	0.4	0.4	C
	1972 AUG	LINE OF CREDIT FOR FOURTH FIVE YEAR PLAN PETROLEUM REFINERY SHIBARGHAN (\$10.0 MILLION) OIL EXTRACTION AND PIPING TO ANGOT DEPOTS (\$5.6 MILLION) EXPANSION OF NAGHLU POWER PLANT AND DAM TRANSMISSION LINES - KHWAYA GOGARDAR SHIBARGHAN RECONSTRUCTION OF ARCHI AND MAJABAD CANALS	96.0	0.3	UC C UC

TABLE 24

SUMMARY OF INFORMATION ON COMMUNIST ECONOMIC CREDITS AND GRANTS TO LESS DEVELOPED COUNTRIES  
IN THE NEAR EAST AND SOUTH ASIA, BY DATE EXTENDED  
1954 - DECEMBER 1976  
(CONTINUED)

RECIPIENT COUNTRY	DATE EXTENDED	PROJECTS	EXTENDED	STATUS				
AFGHANISTAN USSR	1972 AUG	BRIDGE SURVEY, AMU DARYA RIVER, MAIRATAN (50.6 MILLION)	24.3	C				
		TELEPHONE LINE MAZAR-I-SHARIF - MAIRATAN						
		FLOUR MILL, PUL-I-KHUNGI						
		IRRIGATION SURVEY, BALAH						
		BARITE DEPOSITS SURVEY						
		REHABILITATION OF PREFABRICATED HOUSING PROJECT, KABUL						
		SPINNING MILL, KABUL (50.7 MILLION)						
		SURVEY OF COPPER RESOURCES (54.7 MILLION)						
		BARITE DEVELOPMENT						
		GAS PIPELINE BRIDGE, AMU DARYA (52.3 MILLION)						
		ROAD BUILDING EQUIPMENT (53.3 MILLION)						
		1972 AUG			CREDIT - COMMODITIES	19.4	UC	
					1973	GRANT	14.3	C
						TECHNICAL INSTITUTE - PETROLEUM AND MINING, MAZAR-I-SHARIF (54.1 MILLION)		
		POLYTECHNIC SCHOOL, KABUL (56.2 MILLION)						
1978 JAN	TECHNICAL INSTITUTE, JUNGALAK (53.9 MILLION)	425.0	1.0	UC				
	LINE OF CREDIT							
	FEASIBILITY STUDIES CANAL AND PUMPING STATION, KHUSH TAPA (52.0 MILLION) DAM AND HYDROPOWER STATION.							

TABLE 24

SUMMARY OF INFORMATION ON COMMUNIST ECONOMIC CREDITS AND GRANTS TO LESS DEVELOPED COUNTRIES  
IN THE NEAR EAST AND SOUTH ASIA, BY DATE EXTENDED  
1954 - DECEMBER 1978  
(CONTINUED)

RECIPIENT COUNTRY	COMUNIST COUNTRY	DATE EXTENDED YEAR MONTH	PROJECTS	MILLION CURRENT US \$	EXTENDED	DRAMA	STATUS
AFGHANISTAN	USSR	1975 JAN	KELAGAI (\$1.9 MILLION)	1263.3	671.5		UC
			MAJI-GAK IRON ORE DEPOSITS (\$1.0 MILLION)				
			2 CHEMICAL FERTILIZER PLANTS (\$3.0 MILLION)				UC
			7 BAKERY UNITS				UC
			GAS FIELD DEVELOPMENT - JERAGDUO PIPELINE (\$4.0 MILLION)				
			GAS COLLECTION AND DESULFURIZATION PLANT (\$56.0 MILLION)				
			TOTAL	1263.3	671.5		
ESTIMATED MINIMUM TOTAL FOR AFGHANISTAN				1378.6	720.4		
BANGLADESH	BULGARIA	1973 MAR	LINE OF CREDIT	9.6	0.6		UC
			5 COLD STORAGE UNITS (\$0.4 MILLION)				
			FISH PROCESSING PLANT (\$0.1 MILLION)				
			FIVE FLOUR MILLS (\$0.3 MILLION)				
			TOBACCO PROCESSING PLANT (\$1.3 MILLION)				
			REPAIR WORKSHOP (\$0.1 MILLION)				
			RAILWAY TIES PLANT (\$1.2 MILLION)				
2 FRUIT AND VEGETABLE PROCESSING PLANTS (\$0.9 MILLION)							
3 ICE PLANTS						UC	

TABLE 24

SUMMARY OF INFORMATION ON COMMUNIST ECONOMIC CREDITS AND GRANTS TO LESS DEVELOPED COUNTRIES  
IN THE NEAR EAST AND SOUTH ASIA BY DATE EXTENDED  
1954 - DECEMBER 1978  
(CONTINUED)

RECIPIENT	COMMUNIST COUNTRY	DATE EXTENDED	YEAR MONTH	PROJECTS	EXTENDED	DRAMA	STATUS
BANGLADESH	BULGARIA	1974		GRANT - COMMODITIES CHEMICALS PIG IRON PHARMACEUTICALS	1.9	1.9	C
				TOTAL	11.9	8.7	
	CZECHOSLOVAKIA	1972 OCT		LINE OF CREDIT TWO TANNERIES (\$8.4 MILLION) TONGI 110 MW EXPANSION OF KHULNA POWER PLANT (\$6.2 MILLION) HOSPITAL EQUIPMENT (\$1.2 MILLION) POWER PLANT, KHULNA (\$6.8 MILLION) POWER PLANT, CHITTAGONG (\$5.1 MILLION) ELECTRIC INSULATORS PROJECT (\$4.3 MILLION)	47.3(A)	10.2	UC UC C C C UC
				TOTAL	47.3	18.2	
	EAST GERMANY	1974		GRANT - MEDICAL EQUIPMENT	1.1	1.1	C
		1974 DEC		LINE OF CREDIT CALCIUM SODA PLANT TYPEWRITER FACTORY AGRICULTURAL MACHINERY WORKSHOP RICE MILL PORT CRANE (\$2.3 MILLION)	23.5	0.0	UC

TABLE 24

SUMMARY OF INFORMATION ON COMMUNIST ECONOMIC CREDITS AND GRANTS TO LESS DEVELOPED COUNTRIES  
IN THE NEAR EAST AND SOUTH ASIA BY DATE EXTENDED  
1954 - DECEMBER 1976  
(CONTINUED)

RECIPIENT COUNTRY	DATE EXTENDED	PROJECTS	EXTENDED	STATUS
BANGLADESH	1974 DEC	2 SPINNING UNITS		
	TOTAL		24.0	1.7
HUNGARY	1975 JUN	RAILWAY COACHES	10.0	0.5
	TOTAL		10.0	0.5
POLAND	1964 DEC	CREDIT -- SAMMILL. KAPTAL(E)	1.2	1.2
	1972	GRANT -- SCHOOL EQUIPMENT	1.2	1.2
	1973 MAR	CREDIT -- CAPITAL GOODS AND COMPLETE PLANTS ELECTRIFICATION TONGI POWERPLANT (\$5.2 MILLION) FOREST INDUSTRY DEVELOPMENT (\$1.5 MILLION) LUMBER MILL (80.8 MILLION) PARTICLE BOARD PLANT CHITTAGONG (80.7 MILLION)	2.0(F)	2.0
	TOTAL		4.4	4.4
PHILIPPINES	1964 OCT	CREDIT(E) COMMODITIES GRANDNACE FACTORY - DACCA	10.0	10.0



TABLE 2A

SUMMARY OF INFORMATION ON COMMUNIST ECONOMIC CREDITS AND GRANTS TO LESS DEVELOPED COUNTRIES  
IN THE NEAR EAST AND SOUTH ASIA. BY DATE EXTENDED  
1954 - DECEMBER 1976  
(CONTINUED)

RECIPIENT COUNTRY	DATE EXTENDED	PROJECTS	EXTENDED	STATUS
COMMUNIST COUNTRY	YEAR MONTH	COMMODITIES(\$)	DRAMA	
BANGLADESH	1968 DEC	CREDIT -- COMMODITIES(\$)	1.0	C
	TOTAL		11.0	
ROMANIA	1970 AUG	CREDIT -- RAILWAY EQUIPMENT	10.5 (E)	C
	1972	GRANT -- 65 RAILWAY CARS	0.5	C
	1974 AUG	LINE OF CREDIT STUDY FOR PETROCHEMICAL COMPLEX (50.5 MILLION) THREE COTTON SPINNING MILLS (58.1 MILLION) 3 OCEAN GOING SHIPS (524.0 BILLION) TRANSMISSION LINES (\$10.0 MILLION) RAILWAY VANS (56.0 MILLION)	50.0	C
	TOTAL		11.0	
USSR	1961 MAR	CREDIT -- PETROLEUM EXPLORATION	4.0 (E)	C
	1965 APR	LINE OF CREDIT (E) TRACTORS 2 SPINNING MILLS	15.8 (E)	C
	1965 NOV	CREDIT (E) LOGGING EQUIPMENT EQUIPMENT FOR AIRPORT. DACCA	4.3	C
	TOTAL		61.0	

SECRET

179  
SECRET

TABLE 26

SUMMARY OF INFORMATION ON COMMUNIST ECONOMIC CREDITS AND GRANTS TO LESS DEVELOPED COUNTRIES  
IN THE NEAR EAST AND SOUTH ASIA, BY DATE EXTENDED  
1954 - DECEMBER 1976  
(CONTINUED)

RECIPIENT	COMMUNIST COUNTRY	DATE EXTENDED	PROJECTS	MILLION CURRENT U.S. \$	STATUS
		YEAR MONTH		EXTENDED	DRAWN
BANGLADESH	USSR	1966 SEP	CREDIT(E) - COMMODITIES	2.7(F)	C
		1966 SEP	CREDIT(E) HIGHWAY/RAILWAY BRIDGE TRACTORS	19.6	0.8
		1972 MAR	CREDIT - COMMODITIES	6.0	0.0
		1972 MAR	GRANTS RICE (30,000 METRIC TONS) (\$4.0 MILLION) EDIBLE OILS (15,000 METRIC TONS) (\$1.5 MILLION) 3 COASTERS (92.2 MILLION) FISHERIES ASSISTANCE COLD STORAGE PLANT - CHITTAGONG 10 TRAWLERS TRAINING CENTER - CHITTAGONG SALVAGE OPERATIONS (\$15.0 MILLION) AN-24 RV AIRCRAFT 4 MI-8 HELICOPTERS TRAINING CENTER - GHOROSAL	48.4(B)	48.4
		1972 MAR	CREDIT 4 MI-8 HELICOPTERS 2 AN-26 AIRCRAFT SPARE PARTS	6.0(B)	0.0
		1972 MAR	LINE OF CREDIT THERMAL POWER PLANT - GHOROSAL (\$16.2 MILLION) ELECTRICAL EQUIPMENT PLANT - CHITTAGONG (\$12.9 MILLION) OIL AND GAS EXPLORATION (\$14.7 MILLION)	48.9(G)	38.8

SECRET

180  
SECRET

TABLE 2A

SUMMARY OF INFORMATION ON COMMUNIST ECONOMIC CREDITS AND GRANTS TO LESS DEVELOPED COUNTRIES  
IN THE NEAR EAST AND SOUTH ASIA - BY DATE EXTENDED  
1954 - DECEMBER 1976  
(CONTINUED)

RECIPIENT COUNTRY	COMUNIST COUNTRY	DATE EXTENDED	PROJECTS	EXTENDED	DRAMA	STATUS
BANGLADESH	USSR	1972 MAR	RADIO STATIONS - DACCA (52.1 MILLION)			C
		1973 JUN	TRADE CREDIT -- MACHINERY AND EQUIPMENT AGRICULTURAL MACHINERY ROAD BUILDING EQUIPMENT SHIPBUILDING EQUIPMENT 4 MIL-8 HELICOPTERS TRUCKS AND JEEPS FOR POLICE STEEL MILL EXPANSION	46.4(A)	18.2	UC UC UC UC UC
		1973 SEP	CREDIT -- WHEAT (200,000 METRIC TONS)	35.0(B)	38.0	C
		1974	GRANT -- WHEAT (3,000 METRIC TONS)	0.6		C
		1974	GRANT -- 50-BED HOSPITAL	0.9		C
		1974 OCT	CREDIT FOREIGN EXCHANGE (\$13.2 MILLION) COMMODITIES (\$13.9 MILLION)	27.1	24.8	UC UC
		1975 APR	LINE OF CREDIT COMMODITIES (\$6.9 MILLION) COTTON SPINNING MILL GAS LIQUIFICATION PLANT CHITTAGONG BITUMIN PLANT - CHITTAGONG MODEL FARM OIL AND GAS EXPLORATION	48.3		
		TOTAL		303.6	301.5	

181  
SECRET

SECRET

TABLE 21

SUMMARY OF INFORMATION ON COMMUNIST ECONOMIC CREDITS AND GRANTS TO LESS DEVELOPED COUNTRIES  
IN THE NEAR EAST AND SOUTH ASIA BY DATE EXTENDED  
1954 - DECEMBER 1976  
(CONTINUED)

RECIPIENT COUNTRY	COMMUNIST COUNTRY	DATE EXTENDED YEAR-MONTH	PROJECTS	EXTENDED	ORIGAM	STATUS
ESTIMATED MINIMUM TOTAL FOR BANGLADESH						
CYPRUS	CZECHOSLOVAKIA	1976 JUN	CREDIT -- MACHINERY AND EQUIPMENT	5.0		
		TOTAL		5.0		
	USSR	1975 MAY	LINE OF CREDIT SULFURIC ACID AND FERTILIZER PLANT (\$14.0 BILLION)	14.0		
		TOTAL		14.0		
ESTIMATED MINIMUM TOTAL FOR CYPRUS						
EGYPT	BULGARIA	1965 OCT	LINE OF CREDIT FOOD-PROCESSING EQUIPMENT 3 STORAGE PLANTS EXPANSION OF CANNERIES. IDFIMA AND OAMA MINERY 3 SLAUGHTERHOUSES. ASWAN AL FAYYUM AL SHARQIYAH	12.0(A)	3.6	UC UC UC C C UC
				19.0		

~~SECRET~~

182  
~~SECRET~~

TABLE 24

SUMMARY OF INFORMATION ON COMMUNIST ECONOMIC CREDITS AND GRANTS TO LESS DEVELOPED COUNTRIES  
IN THE NEAR EAST AND SOUTH ASIA BY DATE EXTENDED  
1954 - DECEMBER 1976  
(CONTINUED)

RECIPIENT COUNTRY	DATE EXTENDED	PROJECTS	BATERED	GRANT	STATUS
EGYPT	1965 OCT	VEGETABLE DEHYDRATION PLANT, SUHAG			C
	1968 OCT	LINE OF CREDIT	29.0(A)	7.8	UC
		AGRICULTURAL PROJECTS			
		4 POULTRY FARMS			
		PODDER PLANTS			
		TRACTOR REPAIR STATION			
		ELECTRIC MOTOR PLANT			
		HOUSEHOLD APPLIANCES PLANT			
		RURAL ELECTRIFICATION			
		CHEMICAL PLANT			
CONCRETE PIPES PLANT					
FURNITURE PLANT					
COTTON MILL - AL ZAQAIZO					
TEXTILE MILL					
EXPANSION OF FERRO					
SILICON PLANT - ASHAN					
AGRICULTURAL MACHINERY (\$6.2 MILLION)					
1967 JUL	GRANT -- HOSPITAL	0.1	0.1	C	
TOTAL			37.1	11.5	
CZECHOSLOVAKIA	1955 DEC	CERAMICS FACTORY, CAIRO	1.2	1.2	C
	1956 MAR	CEMENT PLANT, MULWAN	1.0	1.0	C
	1957 MAY	BICYCLE FACTORY	0.8	0.8	C
	1957 JUL-DEC	SUGAR REFINERY, ARBANT	5.7	5.7	C



~~SECRET~~

TABLE 2A

SUMMARY OF INFORMATION ON COMMUNIST ECONOMIC CREDITS AND GRANTS TO LESS DEVELOPED COUNTRIES IN THE NEAR EAST AND SOUTH ASIA BY DATE EXTENDED 1954 - DECEMBER 1976 (CONTINUED)

RECIPIENT COUNTRY	DATE EXTENDED YEAR MONTH	PROJECTS	EXTENDED	MILLION CURRENT US \$	STATUS		
EGYPT	1965 APR	BILLION)					
		EXPANSION OF REFINERY, ALEXANDRIA PETROCHEMICAL PLANT, ALEXANDRIA METAL FOUNDRY, CAIRO (\$3.4 BILLION)					
CZECHOSLOVAKIA	1973 AUG	LINE OF CREDIT	90.0	18.7			
		AGRICULTURE					
		TRANSPORTATION					
		EXPANSION SUGAR MILL - DISMA (59.0 MILLION)					
		CONVERTER SUBSTATION					
		MODERNIZATION OF TRANSMITTER CENTER (57.0 MILLION)					
		RECONSTRUCTION OF CAST IRON AND STEEL FOUNDRY, HELWAN (\$5.7 MILLION)					
		DRINKING WATER PLANT					
		OIL MACHINERY AND EQUIPMENT					
		MACHINERY AND EQUIPMENT FOR CHEMICAL PLANTS					
		TOTAL			218.6	121.2	
		EAST GERMANY	1955 JAN-JUN	ELECTRIFICATION PROJECTS, NILE DELTA	2.0	2.0	C
ELECTRIFICATION PROJECTS, NILE DELTA	3.3			3.3	C		
EAST GERMANY	1956 AUG	LINE OF CREDIT	21.8	21.8	C		
		FACTORY FOR PRODUCING MONGALVANIZED POLES FOR POWER					

185  
~~SECRET~~

TABLE 24

SUMMARY OF INFORMATION ON COMMUNIST ECONOMIC CREDITS AND GRANTS TO LESS DEVELOPED COUNTRIES  
IN THE NEAR EAST AND SOUTH ASIA - BY DATE EXTENDED  
1954 - DECEMBER 1976  
(CONTINUED)

RECIPIENT	COMMUNIST COUNTRY	DATE EXTENDED	PROJECTS	EXTENDED	DRAMA	STATUS
EGYPT	EAST GERMANY	1955 AUG	LINES (\$0.6 MILLION)	5.7	5.7	C
			FACTORY FOR GALVANIZATION OF			
			POLES FOR POWER LINES (31.1			
			MILLION)			
			REFRIGERATED STOREHOUSES (\$3.0			
			MILLION)			
			7 TEXTILE DYEING AND FINISHING			
			PLANTS (\$4.4 MILLION)			
			POOL SPINNING MILL - PORT SAID			
			(\$1.3 MT. LION)			
			COTTON WEAVING MILL (\$1.0			
			MILLION)			
MODERNIZATION OF MISR FILM STUDIO						
(\$2.6 MT. LION)						
WARDROBE PLANT - DESSOUK (\$3.2						
MILLION)						
3 FIREBOATS (\$0.6 MILLION)						
PLANTS TO MANUFACTURE PARTS (\$3.1						
MILLION)						
1956 NOV			SPINNING MILL EQUIPMENT, SHEBIN EL	5.7	5.7	C
			KOM			
1961 MAR			EQUIPMENT AND MACHINERY FOR	0.6	0.6	C
			MUNICIPAL PROJECTS			
1963 DEC			EXPANSION OF CEMENT PLANT,	1.8(A)	1.8	C
			ALEXANDRIA			
1965 MAR			LINE OF CREDIT	70.0	70.0	C
			MILITARY PLANT - HULWAN			
			(\$2.1 MT. LION)			
			TEXTILE PLANTS (\$13.4 MILLION)			
			SHEBIN EL KOM			
			EL MINYA			



~~SECRET~~

TABLE 24

SUMMARY OF INFORMATION ON COMMUNIST ECONOMIC CREDITS AND GRANTS TO LESS DEVELOPED COUNTRIES IN THE NEAR EAST AND SOUTH ASIA - BY DATE EXTENDED 1954 - DECEMBER 1976 (CONTINUED)

RECIPIENT	COMMUNIST COUNTRY	DATE EXTENDED YEAR MONTH	PROJECTS	MILLION CURRENT US \$	STATUS	
				EXTENDED	DRAWN	
EGYPT	EAST GERMANY	1965 MAR	EL WAMALLA AL KURRA			
			SUHAIJ (\$4.8 MILLION)			
			ASYUT (\$2.6 MILLION)			
			EXPANSION OF STEEL ROLLING MILL			
			ABU ZAABAL (\$1.5 MILLION)			
			AGRICULTURAL MACHINERY (\$5.9 MILLION)			
			FACTORY FOR PREFABRICATED HOUSES			
			MULHAN (\$2.0 MILLION)			
			WHARVES - ALEXANDRIA			
			12 RICE MILLS (\$6.9 MILLION)			
			SLAUGHTERHOUSE EQUIPMENT			
			RESEARCH LABORATORIES			
			TRANSFORMER STATIONS (\$2.0 MILLION)			
			8 FLOUR MILLS (\$7.0 MILLION)			
			ALUMINUM OIL PLANT - ALEXANDRIA (\$1.2 MILLION)			
WATER FILTRATION EQUIPMENT						
POLYETHYLENE PLANT - ALEXANDRIA						
RURAL ELECTRIFICATION (\$25.0 MILLION)						
		1965 MAR	CREDIT - COMMODITIES	30.8	7.9	UC
		TOTAL		136.3	75.7	
HUNGARY	HUNGARY	1960 DEC	LINE OF CREDIT			
			SLAUGHTERHOUSES, SUEZ (\$2.0 MILLION)			
			6 FLOUR MILLS (\$3.3 MILLION)			
			RAILWAY DIESEL EQUIPMENT (\$11.5 MILLION)			
			TOTAL	16.8(A)	16.8	C

187  
~~SECRET~~

TABLE 24

SUMMARY OF INFORMATION ON COMMUNIST ECONOMIC CREDITS AND GRANTS TO LESS DEVELOPED COUNTRIES  
IN THE NEAR EAST AND SOUTH ASIA, BY DATE EXTENDED  
1954 - DECEMBER 1978  
(CONTINUED)

RECIPIENT COUNTRY	DATE EXTENDED YEAR MONTH	PROJECTS	EXTENDED	DRAWN	STATUS
EGYPT	1961 JAN-JUN	RAILROAD CARS	6.7	6.7	C
	1963 OCT	CREDIT ADDED TO DECEMBER 1960 CREDIT	11.2(A)	11.2	C
		PUMPING STATIONS (\$2.8 BILLION)			C
		SHIPS (\$4.8 MILLION)			C
		BARGES (\$2.8 MILLION)			C
	1966 FEB	CREDIT FOR MACHINERY AND EQUIPMENT	42.0	1.8	
		GLASS FACTORY			
		PORT IMPROVEMENT - ALEXANDRIA			
		PUMP FACTORY			
		LIGHT BULB FACTORY			
		HOSPITAL EQUIPMENT			
1971 JAN		CREDIT ADDED TO FEB 1966 CREDIT	11.5	4.6	C
		RAILROAD CARS (\$4.6 BILLION)			
		PROTEIN FACTORY			
1978 SEP		CREDIT FOR MACHINERY AND EQUIPMENT	25.0		
		4 DIESEL TRAINS (\$14.0 MILLION)			
TOTAL			113.2	41.1	
POLAND	1962 JUL	CREDIT	7.2	7.2	C
		TEXTILE DYE PLANT			
		MAFR AD DANWAR			
1964 DEC		LINE OF CREDIT	40.0	24.9	UC
		7 BRICK FACTORIES			UC
		2 CONCRETE BLOCK PLANTS			UC

TABLE 24

SUMMARY OF INFORMATION ON COMMUNIST ECONOMIC CREDITS AND GRANTS TO LESS DEVELOPED COUNTRIES  
IN THE NEAR EAST AND SOUTH ASIA, BY DATE EXTENDED  
1954 - DECEMBER 1976  
(CONTINUED)

RECIPIENT COUNTRY	DATE EXTENDED YEAR MONTH	PROJECTS	MILLION CURRENT US \$	STATUS			
			EXTENDED	DRAWN			
EGYPT	1964 DEC	(\$2.0 MILLION)					
		ELECTRICAL TRANSFORMER SUBSTATIONS (\$4.5 MILLION)		C			
		2 CAST IRON FOUNDRIES (\$2.5 MILLION)		UC			
		GLASS PLANT		S			
		CONSUMER GOODS (\$5.0 MILLION)		C			
		CAPITAL GOODS (\$5.0 MILLION)		C			
		1500 LOOMS (\$2.4 MILLION)		UC			
		TRACTORS AND TRACTOR ASSEMBLY PLANT		UC			
				UC			
				UC			
POLAND	1964 DEC	PHOSPHATE MINING AND CONCENTRATING EQUIPMENT	30.0	UC			
		EXPLOITATION OF KOSSEIR PHOSPHATE DEPOSITS		C			
		TOTAL	77.2	43.1			
		PAC	1956 JUL-DEC	GRANT ... FOREIGN EXCHANGE	4.7	C	
				1964 DEC	LINE OF CREDIT		
					COMMODITIES - RAW MATERIALS AND SPARE PARTS (\$55.0 MILLION)	60.0	UC
					CLOTHING AND TEXTILE FACTORY (\$13.9 MILLION)		
					4 PHARMACEUTICAL PLANTS (\$9.3 MILLION)		
					SAND BRICK PLANT, AL BINYA (\$1.2 MILLION)		
					GRANT ... FOREIGN EXCHANGE	10.0	C

TABLE 24

SUMMARY OF INFORMATION ON COMMUNIST ECONOMIC CREDITS AND GRANTS TO LESS DEVELOPED COUNTRIES IN THE NEAR EAST AND SOUTH ASIA - BY DATE EXTENDED 1954 - DECEMBER 1976 (CONTINUED)

RECIPIENT COUNTRY	DATE EXTENDED YEAR MONTH	PROJECTS	MILLION CURRENT US \$	STATUS	
			EXTENDED	DRAMA	
EGYPT	1967 JUN	GRANT - WHEAT (190,000 METRIC TONS)	11.0	11.0	C
	1973 OCT	GRANT - FOREIGN EXCHANGE	10.0	10.0	C
	1973 OCT	GRANT - WHEAT (100,000 METRIC TONS)	18.0	18.0	C
	TOTAL		133.7	61.3	
ROMANIA	1964 SEP	LINE OF CREDIT SODIUM PRODUCTS PLANT - ALEXANDRIA (\$18.4 MILLION)	40.0	29.6	C
		2 CEMENT PLANTS SUEZ ASUT			S
		PHOSPHATE MINING AND CONCENTRATION EQUIPMENT MARAMBETH			S
		40 BARGES (\$6.5 MILLION)			UC
		OIL DRILLING EQUIPMENT			UC
	1967 AUG	COMMODITY LOAN	12.5	12.5	C
	1971 DEC	LINE OF CREDIT PETROLEUM DEVELOPMENT PETROCHEMICAL COMPLEX CHEMICAL PLANTS CEMENT PLANT GLASS PLANT COPPER ORE STUDIES MINING EQUIPMENT	100.0	0.3	S

~~SECRET~~

190  
~~SECRET~~





TABLE 24

SUMMARY OF INFORMATION ON COMMUNIST ECONOMIC CREDITS AND GRANTS TO LESS DEVELOPED COUNTRIES  
IN THE NEAR EAST AND SOUTH ASIA, BY DATE EXTENDED  
1954 - DECEMBER 1976  
(CONTINUED)

RECIPIENT	COMMUNIST COUNTRY	DATE EXTENDED	PROJECTS	EXTENDED	WILLION CURRENT US \$	STATUS
EGYPT	USSR	1958 JAN	MACHINE TOOL PLANT, HULWAN (50.8 MILLION)			C
			EMERY AND POLISHING PAPER PLANT (50.3 MILLION)			C
			SURGICAL INSTRUMENTS PLANT (50.6 MILLION)			C
			TEXTILE EQUIPMENT PLANT (50.5 MILLION)			C
			ELECTRIC WELDED CHAIRS PLANT (54.7 MILLION)			C
			RADIO PARTS PLANT (55.0 MILLION)			C
			CUTTING TOOLS PLANT (50.5 MILLION)			C
			CHEMICAL INDUSTRY EXPANSION COKE CHEMICAL PLANT, HULWAN (58.9 MILLION)			C
			CALCIUM CARBIDE AND FERROSILICON PLANT, ASWAN (53.5 MILLION)			C
			COAL-TAR DISTILLATION PLANT (51.0 MILLION)			C
			CHLOROSULFONIC ACID PLANT			C
			PETROLEUM INDUSTRY LUBRICATING-OIL PLANT, SUEZ (54.3 MILLION)			C
			GASOLINE PLANT, SUEZ AND OIL REFINERIES, SUEZ AND ALEXANDRIA (53.0 MILLION)			C
			OIL DESALINATION PLANT, SUEZ			C
			GEOLOGICAL AND EXPLORATION WORK (55.0 MILLION)			C
			DRILLING EQUIPMENT (59.0 MILLION)			C
			SHALE OIL PLANT (50.9 MILLION)			C

TABLE 2N

SUMMARY OF INFORMATION ON COMMUNIST ECONOMIC CREDITS AND GRANTS TO LESS DEVELOPED COUNTRIES  
IN THE NEAR EAST AND SOUTH ASIA BY DATE EXTENDED  
1954 - DECEMBER 1978  
(CONTINUED)

RECIPIENT COUNTRY	DATE EXTENDED	PROJECTS	EXTENDED	DRAMA	STATUS
USSR	1956 JAN	OIL PURIFICATION PLANT - SUZ (52.0 MILLION)			C
		PHARMACEUTICAL INDUSTRY ANTIBIOTICS AND PHARMACEUTICAL PLANTS (56.0 MILLION)			C
		FOOD INDUSTRY			C
		3 MILK-PROCESSING PLANTS (51.0 MILLION)			C
		ONION-DEHYDRATING PLANT (50.6 MILLION)			C
		TEXTILE INDUSTRY			C
		3 COTTON-SPINNING MILLS			C
		MIT GHABR (52.0 MILLION)			C
		ZAGAZIG (50.9 MILLION)			C
		EXPANSION OF COTTON SPINNING			C
		MILL, DAMIETTA (51.1 MILLION)			C
		MISCELLANEOUS			C
		STEAM POWER STATION - SUZ (511.0 MILLION)			C
		SHIPYARD, ALEXANDRIA (516.6 MILLION)			C
CELLULOSE PULP PLANT (55.2 MILLION)			C		
VOCATIONAL TRAINING CENTERS (57.2 MILLION)			C		
1958 DEC	ASWAN DAM - FIRST STAGE	100.0	100.0	C	
1960 FEB	ASWAN DAM - SECOND STAGE	216.0 (N)	216.0	C	
1964 MAY	GRANT - EXPERIMENTAL FARM	0.3	0.3	C	
1964 SEP	LINE OF CREDIT EXPANSION OF IRON AND STEEL	204.4 (I)	205.0	C	



TABLE 2A

SUMMARY OF INFORMATION ON COMMUNIST ECONOMIC CREDITS AND GRANTS TO LESS DEVELOPED COUNTRIES  
IN THE NEAR EAST AND SOUTH ASIA - BY DATE EXTENDED  
1954 - DECEMBER 1976  
(CONTINUED)

RECIPIENT	COMMUNIST COUNTRY	DATE EXTENDED	PROJECTS	EXTENDED	DRAWN	STATUS	
EGYPT	USSR	1964 SEP	PLANT - MULWAN (\$161.3 MILLION)			C	
			2 POWER STATIONS - BACHAGHA (\$2.3 MILLION)			C	
			TRANSFORMER STATION - HOUS			C	
			FEASIBILITY STUDY - ALUMINA PLANT			C	
			OIL EXPLOITATION (\$26.0 MILLION)			UC	
			FISHING INDUSTRY (\$97.0 MILLION)			C	
			ALUMINUM PLANT - NAJJA - NAMADI (\$52.7 MILLION)			C	
			PHOSPHOROUS COMPLEX - NAJJA - NAMADI (\$55.3 MILLION)			S	
			FERROSILICON PLANT - IDFU (\$2.0 MILLION)			UC	
					110.0	48.0	
1964 SEP			TRADE CREDIT (D)			UC	
			7 TRAINING CENTERS (\$3.1 MILLION)			C	
			OIL EXPLORATION EQUIPMENT (\$18.5 MILLION)			C	
			PILE FACTORY			S	
			LEAD AND ZINC PLANT			UC	
			GEOLOGICAL RESEARCH INSTITUTE EQUIPMENT FOR AGRICULTURE AND ROADBUILDING			C	
			SECOND LUSE OIL PLANT - ALEXANDRIA			C	
			COPPER PLANT - ALEXANDRIA			C	
			TRADE CREDIT - LAND RECLAMATION - AR NUBARIYAH (D)		66.7	61.8	UC
					100.0	47.0	UC
1971 MAR			LINE OF CREDIT			UC	
			RURAL ELECTRIFICATION (\$66.7 MILLION)			UC	
			CEMENT PLANTS			S	
			ASYUT (\$29.5 MILLION) - EL TABBIN			UC	

TABLE 24

SUMMARY OF INFORMATION ON COMMUNIST ECONOMIC CREDITS AND GRANTS TO LESS DEVELOPED COUNTRIES  
IN THE NEAR EAST AND SOUTH ASIA, BY DATE EXTENDED  
1954 - DECEMBER 1976  
(CONTINUED)

RECIPIENT COUNTRY	DATE EXTENDED	PROJECTS	EXTENDED	STATUS
EGYPT	1971 MAR	CERAMICS PLANT MUSTOROD		UC
	1971 MAR	LAND RECLAMATION -- ADDED TO 1964 CREDIT	40.0	
USSR	1971 MAR	CREDIT	55.0	
		WATER RESOURCE DEVELOPMENT		
		LAKE NASIR		
		40 SILOS		
		10 FLOUR DEPOTS		
		4 COTTON MILLS (520.0 MILLION)		
		EL MINYA		
		MAWSHISH		
		EL MANSURA		
		DAMIETTA		
		TEXTILE COMBINE		
EGYPT	1971 MAR	LINE OF CREDIT	222.2	
		EXPANSION OF ALUMINUM PLANT		
		MAJMAHADI (561.0 MILLION)		
		EXPANSION OF IRON AND STEEL PLANT - MULKAN (555.0 MILLION)		
		RECONSTRUCTION OF THERMAL POWER PLANT SUZ (54.2 MILLION)		
		SURVEY OF PHOSPHATE DEPOSITS - ABU YARTUR		
		GEOLOGICAL SURVEYS		
		IMPROVEMENTS ON ASWAN DAM		
		EFFICIENCY (\$1.4 MILLION)		
		EXPANSION OF MACHINE TOOL PLANT (\$14.0 MILLION)		
		5 BARRAGES - NILE RIVER		
		SILSILA (\$10.0 MILLION)		
		SUHAQ		
		MINYA		

TABLE 26

SUMMARY OF INFORMATION ON COMMUNIST ECONOMIC CREDITS AND GRANTS TO LESS DEVELOPED COUNTRIES IN THE NEAR EAST AND SOUTH ASIA BY DATE EXTENDED 1964 - DECEMBER 1976 (CONTINUED)

RECIPIENT COUNTRY	COMUNIST COUNTRY	DATE EXTENDED	PROJECTS	BILLION CURRENT U.S. \$		STATUS
				BATED	DRAM	
EGYPT	USSR	1971 MAR	BEH. SUMAIT			
		1974 JUN	GRANT - MINES/REFINING GULF OF SUEZ	20.0(18)	20.0	C
		TOTAL		1438.8	1051.8	
ESTIMATED MINIMUM TOTAL FOR EGYPT						
GREECE	ROMANIA	1976 MAR	CREDIT	(2)		
		TOTAL		2367.3	1487.8	
		ESTIMATED MINIMUM TOTAL FOR GREECE				
INDIA	BULGARIA	1965 JUL-DEC	TRADE CREDIT - SHIPS (D)	7.7(10)	7.7	C
		TOTAL		7.7	7.7	
		ESTIMATED MINIMUM TOTAL FOR GREECE				
INDIA	BULGARIA	1967 MAY	LINE OF CREDIT AGRO-INDUSTRIAL COMPLEXES BARNATIKA BIHAR	15.0(1A)	5.0	UC
		TOTAL		7.7	7.7	
		ESTIMATED MINIMUM TOTAL FOR GREECE				

SECRET

TABLE 24

SUMMARY OF INFORMATION ON COMMUNIST ECONOMIC CREDITS AND GRANTS TO LESS DEVELOPED COUNTRIES IN THE NEAR EAST AND SOUTH ASIA, BY DATE EXTENDED 1954 - DECEMBER 1976 (CONTINUED)

RECIPIENT COUNTRY	DATE EXTENDED	PROJECTS	MILLION CURRENT US \$			STATUS
			ENTENDED	DRAMA		
INDIA	1967 MAY	NON-FERROUS AND FERROUS METAL INSTALLATIONS				
		AGRICULTURAL COMPLEX - KARNATAKA				
		COASTAL CARGO BOATS				
		TRACTOR PARTS FACTORY				
		TRACTOR PLANT				
		PHARMACEUTICAL PLANT				
		STARCH AND GLUCOSE FACTORY				
		MINERY				
		SULFURIC ACID WORKS, SINDRI				
		TOTAL		15.0	9.0	
CZECHOSLOVAKIA	1955 DEC	SUGAR REFINERY, PANIPAT, PUNJAB	1.5	1.5		C
	1956 JAN	CEMENT PLANT, CHERRAPUNJI, ASSAM	2.1	2.1		C
	1956 APR	SUGAR REFINERY, NURALGURI, ASSAM	1.9	1.9		C
	1956 JUL-DEC	SUGAR REFINERY, MADURANTAKAM, MADRAS	1.0	1.0		C
	1958 APR	CEMENT PLANT, MADRAS	2.1	2.1		C
	1958 AUG	FOUNDRY-FORGE PLANT, RANCHI (FIRST STAGE)	21.0	21.0		C
	1959 NOV	LINE OF CREDIT	44.3	44.3		C
		HEAVY MACHINE TOOL BUILDING PLANT, BANCHI, BIHAR				C
		HEAVY ELECTRICAL POWER EQUIPMENT PLANT, RAMACHANDRAPURAM, ANDHRA PRADESH				C
		TOTAL	75.4	75.4		

198  
SECRET

TABLE 24

SUMMARY OF INFORMATION ON COMMUNIST ECONOMIC CREDITS AND GRANTS TO LESS DEVELOPED COUNTRIES  
IN THE NEAR EAST AND SOUTH ASIA BY DATE EXTENDED  
1954 - DECEMBER 1976  
(CONTINUED)

RECIPIENT	COMMUNIST COUNTRY	DATE EXTENDED YEAR MONTH	PROJECTS	EXTENDED	DRAMA	STATUS
INDIA	CZECHOSLOVAKIA	1959 NOV	HIGH-PRESSURE BOILER PLANT, TIRUCHIRAPPALLI, MADRAS FOUNDRY-FORGE PLANT, RANCHI (THIRD STAGE) (\$12.6 MILLION) PLATES AND VESSELS PLANT VISHAKHAPATNAM			C
		1960 FEB	MACHINERY FOR AUTO TIRE PLANT, WEST BENGAL	1.0	1.0	C
		1961 MAR	FOUNDRY-FORGE PLANT, RANCHI (SECOND STAGE)	14.7	14.7	C
		1961 JUL	GRANT -- EQUIPMENT FOR MACHINE TOOL INSTITUTE, BANGALORE, MYSORE	1.2	1.2	C
		1964 MAY	LINE OF CREDIT(L) FOUNDRY-FORGE PLANT, RANCHI (\$16.8 MILLION) THERMAL POWER PLANT, ERNORE (\$15.7 MILLION) 2 MACHINE TOOL PLANTS (80.5 MILLION) GUJARAT, BHAVNAGAR RAJASTHAN, AJMER TRACTOR PLANT, BARODA HIGH-PRESSURE BOILER PLANT, EXPAN- SION, TIRUCHIRAPPALLI (\$4.4 MILLION) HEAVY ELECTRICAL EQUIPMENT PLANT EXPANSION, RAJACHANDRAPURAM (\$3.4 MILLION) COMPONENTS (\$15.8 MILLION)	66.7	66.7	C
		1973 DEC	LINE OF CREDIT -- FIFTH PLAN	105.0	105.0	C

TABLE 2A

SUMMARY OF INFORMATION ON COMMUNIST ECONOMIC CREDITS AND GRANTS TO LESS DEVELOPED COUNTRIES  
IN THE NEAR EAST AND SOUTH ASIA BY DATE EXTENDED  
1954 - DECEMBER 1978  
(CONTINUED)

RECIPIENT	COMMUNIST COUNTRY	DATE EXTENDED	PROJECTS	EXTENDED	STATUS
INDIA	CZECHOSLOVAKIA	1973 DEC			
			PROJECTS (865.0 MILLION)		
			EXPANSION STEAM TURBINE PLANT		UC
			FOUNDRY FORGE		UC
			TURBINES AND GENERATORS		
			MACHINE TOOL PLANT		
			INDUSTRIAL FERTILIZER PLANT		UC
			TIRE PLANT - BYSORE		UC
			COMPONENTS FOR CZECH PLANTS		
			(840.0 MILLION)		
			TOTAL	263.1	171.0
			TEXTILE MACHINERY	2.0	2.0
			TOTAL	2.0	2.0
			LINE OF CREDIT	52.9	11.7
			STEEL TUBE PLANT		UC
			ORE PROCESSING PLANT - ORISSA		
			ALUMINA PLANTS		
			KORBA		C
			KONYA		S
			GAS CYLINDER PLANTS		
			SLAUGHTER HOUSES		
			EQUIPMENT FOR POWER INDUSTRY		
			LIGHT BULB FACTORY - HYDERABAD		C
			(55.1 MILLION)		
			NITROUS OXIDE PLANT - NEW DELHI		
			TOTAL	52.9	11.7

TABLE 24

SUMMARY OF INFORMATION ON COMMUNIST ECONOMIC CREDITS AND GRANTS TO LESS DEVELOPED COUNTRIES  
IN THE NEAR EAST AND SOUTH ASIA BY DATE EXTENDED  
1954 - DECEMBER 1978  
(CONTINUED)

RECIPIENT COUNTRY	DATE EXTENDED	PROJECTS	EXTENDED	STATUS
INDIA	1960 MAY	LINE OF CREDIT	30.9	20.0
		MACHINE TOOL PLANT EXPANSION, MY		
		DERBAD, ANDHRA PRADESH		
		SUDAMIDAM COAL MINE, UPARIA-BIHAR		
		(88.4 MILLION)		
		POWERPLANT, BARAUNI, BIHAR (99.9		
		MILLION)		
		COAL WASHERY, GIDI, KARANPURA,		
		BIHAR (53.5 MILLION)		
		BOILER HOUSES AND POWERPLANTS,		
		PARASI AND DHUSAVAL, MAHARASHTRA		
		(95.1 MILLION)		
		COAL MINE, MONIDIH, BIHAR		
		MOTORCYCLE PLANT, PUNJAB		
		(81.0 MILLION)		
		SILOS, BOMBAY (50.2 MILLION)		
	1963 NOV	LINE OF CREDIT	32.5	12.0
		Mining Machinery Plant		
		Coal Mining Development		
		Zinc Smelter - Vishakhapatnam		
		Tractor Assembly, Delhi		
		Cellular Concrete Plant, Ermore		
	1965 JAN	2 Power Generators	12.4	12.4
		Nagpur Thermal Plant		
		TOTAL	75.8	35.3
ROMANIA	1956 MAR	OIL DRILLING RIG, JAWALA MUMHI,	1.0	1.0
		PUNJAB		
	1958 OCT	PETROLEUM REFINERY, GAUNATI, ASSAM	10.1	10.1

201  
SECRET

TABLE 2A

SUMMARY OF INFORMATION ON COMMUNIST ECONOMIC CREDITS AND GRANTS TO LESS DEVELOPED COUNTRIES  
IN THE NEAR EAST AND SOUTH ASIA BY DATE EXTENDED  
1954 - DECEMBER 1976  
(CONTINUED)

RECIPIENT	COMMUNIST COUNTRY	DATE EXTENDED	PROJECTS	EXTENDED	DRAWN	STATUS
INDIA	ROMANIA	1967 OCT	OIL REFINERY EQUIPMENT, MALDIA	10.0	10.0	C
		1968 APR	CREDIT (M) 10 BULK OVE CARRIERS (\$25.5 BILLION)	25.5(A)	2.0	UC
		TOTAL		46.6	23.7	
	USSR	1955 FEB	STEEL PLANT, BHILAI, MADHYA PRADESH	118.4	118.4	C
		1956 MAY	STRUCTURAL STEEL FOR BHILAI	10.8	10.0	C
		1956 MAY	PETROLEUM EXPLORATION EQUIPMENT, PUNJAB, ASSAM AND GUJARAT	3.6	3.0	C
		1956 AUG	GRANT - AGRICULTURAL EQUIPMENT, SURATGARH	1.5	1.0	C
		1957 NOV	LINE OF CREDIT HEAVY MACHINE BUILDING PLANT, BANCHI, BIMAR (\$37.8 MILLION) COAL MINING MACHINERY PLANT, BURGAPUR, WEST BENGAL (\$27.0 BILLION) THERMAL ELECTRIC POWER STATION, BEVELI, MADRAS (\$29.5 MILLION) COALFIELD DEVELOPMENT, KORBA, MADHYA PRADESH (\$11.3 MILLION) UNDERGROUND MINES, BANKI AND SURACHMAU (\$5.7 MILLION) OPEN-CAST MINES, MANIKPUR AND	125.0	100.0	C





TABLE 24

SUMMARY OF INFORMATION ON COMMUNIST ECONOMIC CREDITS AND GRANTS TO LESS DEVELOPED COUNTRIES  
IN THE NEAR EAST AND SOUTH ASIA BY DATE EXTENDED  
1954 - DECEMBER 1976  
(CONTINUED)

RECIPIENT COUNTRY	DATE EXTENDED	PROJECTS	EXTENDED	GRANT	STATUS	
INDIA	USSR	EXPANSION OF POWERPLANT, NEVELI, MADRAS (137.5 MILLION)	25.0		C	
		EXPANSION OF THERMAL ELECTRIC POWER STATION, KORDA, MADHYA PRADESH (524.1 MILLION)			C	
		POWERPLANT, SINGRAULI, MADHYA PRADESH (130.6 MILLION)			UC	
		PETROLEUM REFINERY, BARAUNI, BIHAR	25.0		C	
		LINE OF CREDIT	125.0			C
		OIL REFINERY, KOYALI, BARODA, GUJARAT (18.9 MILLION)				C
		COAL WASHERY, MATARA (56.2 MILLION)				C
		HYDROELECTRIC POWER STATION, BHAKRA RIVER, PUNJAB (14.4 MILLION)				C
		PETROLEUM EXPLORATION AND PRODUCTION, CAMBAY AND ANKLESVAR AND OTHER AREAS (531.0 MILLION)				UC
		EXPANSION OF BARAUNI REFINERY (11.7 MILLION)				C
INDIA	USSR	EXPANSION OF BHILAI PRECISION INSTRUMENTS PLANT, KERALA			C	
		EXPANSION KOYALI REFINERY			C	
		1965 JAN	224.7	224.7	C	
INDIA	USSR	1965 OCT	1.8	1.8	C	
		1966 MAR	3.0	3.0	C	

~~SECRET~~

~~SECRET~~

SECRET

TABLE 24

SUMMARY OF INFORMATION ON COMMUNIST ECONOMIC CREDITS AND GRANTS TO LESS DEVELOPED COUNTRIES IN THE NEAR EAST AND SOUTH ASIA BY DATE EXTENDED 1954 - DECEMBER 1976 (CONTINUED)

RECIPIENT COUNTRY	DATE EXTENDED	PROJECTS	EXTENDED	MILLION CURRENT US \$	STATUS
INDIA	1966 JUL	TRADE CREDIT (D)	232.2(A)	40.8	UC
		SLAG CEMENT PLANT BHILAI (44.6 MILLION)			
USSR	1966 JUL	EXPLORATION FOR COPPER DEPOSITS. RAKVA			UC
		EQUIPMENT FOR 10 STATE FARMS AND 15 MACHINE TRACTOR STATIONS (\$20.5 MILLION)			
USSR	1966 JUL	IRON ORE MINES. EXPANSION OF KIRIBURU AND ESTABLISHMENT OF MEGHATAPURU			UC
		WATER SUPPLY DAM AND LIMESTONE QUARRY FOR STEEL PLANT. BOKARO TRACTORS AND TRACTOR ASSEMBLY PLANT. GAZIABAD			
USSR	1966 JUL	STEEL CASTING PLANT. ARKONAM			UC
		WATCH FACTORY. WEST BENGAL			
USSR	1966 JUL	COPPER MINING. MADHYA PRADESH			UC
		COAL MINING EQUIPMENT AND TECHNICAL ASSISTANCE (\$67.0 MILLION)			
USSR	1966 JUL	1 DEEP MINE. RANIGANJ			UC
		2 OPEN CAST MINES. SINGRAULI, MADHYA PRADESH			
USSR	1966 JUL	REFRACTORY TILES PLANT. KERALA			UC
		LINE OF CREDIT FOR FOURTH PLAN ALUMINUM SHELTER. NORBA (\$33.3 MILLION)			
USSR	1966 JUL	EXPANSION STEEL PLANT. BHILAI (\$13.3 MILLION)			UC
		PETROLEUM EXPLORATION AND DEVELOPMENT. ASSAM (\$100.0 MILLION)			
USSR	1966 JUL	AERIAL SURVEYS FOR MINERAL			UC

205  
SECRET

TABLE 24

SUMMARY OF INFORMATION ON COMMUNIST ECONOMIC CREDITS AND GRANTS TO LESS DEVELOPED COUNTRIES  
IN THE NEAR EAST AND SOUTH ASIA BY DATE EXTENDED  
1954 - DECEMBER 1976  
(CONTINUED)

RECIPIENT	COMMUNIST COUNTRY	DATE EXTENDED	PROJECTS	EXTENDED	GRANT	STATUS
INDIA	USSR	YEAR MONTH		MILLION CURRENT US \$		
		1966 JUL	EXPLORATION (\$2.2 MILLION) TECHNICAL EDUCATION AND RESEARCH (\$8.9 MILLION) 6 COALING COAL PROJECTS MANGARM BIPAR HYDROELECTRIC PLANT, SILERIU (\$8.9 MILLION) IRON ORE MINE, DALLI (\$6.7 MILLION)			1 C
			DEEP SEA FISHERIES (\$2.2 MILLION) EXPANSION-POWER PLANT, MEYVELI BOKARO EXPANSION (\$94.4 MILLION) MATHURA REFINERY, MADHYA PRADESH (\$20.0 MILLION) COMPONENTS, BHARAT HEAVY ELECTRICAL LTD 2 POWER PLANTS - MYSORE ALUMINA PLANT - MADHYA PRADESH COPPER ORE COMPLEX, MALANJHAND			UC UC UC UC UC UC
		1966 NOV	GRANT -- EQUIPMENT -- 5 STATE FARMS	1.7		
		1966 DEC	GRANT -- WHEAT (200,000 METRIC TONS)	14.0	14.0	C
		1973 OCT	CREDIT -- GRAIN (2 MILLION METRIC TONS)	330.0 (B)	330.0	C
			TOTAL	1941.8	1467.0	
			ESTIMATED MINIMUM TOTAL FOR INDIA	2396.8	1736.0	

TABLE 24

SUMMARY OF INFORMATION ON COMMUNIST ECONOMIC CREDITS AND GRANTS TO LESS DEVELOPED COUNTRIES  
IN THE NEAR EAST AND SOUTH ASIA BY DATE EXTENDED  
1954 - DECEMBER 1976  
(CONTINUED)

RECIPIENT	COMMUNIST COUNTRY	DATE EXTENDED YEAR MONTH	PROJECTS	EXTENDED	DRAWN	STATUS
IRAN	BULGARIA	1967 FEB	CREDIT	10.0(A)	0.5	
			COPPER MINE DEVELOPMENT			
			CHEESE FACTORY			C
			TOBACCO PROCESSING PLANTS (52.0 MILLION)			C
			WOOD AND ROSE OIL PLANTS			C
			TRANSFORMER STATIONS (52.0 MILLION)			C
			AGRICULTURAL ASSISTANCE SHIPS			UC
			POULTRY FARM - MISHAPUR			
			COLD STORAGE PLANT, GARMSAR			
			SLAUGHTERHOUSE			
			FRUIT AND VEGETABLE CANNERY, GARMSAR			
		1973 DEC	CREDIT ADDED TO 1967 CREDIT	10.0(M)		
			MACHINERY AND EQUIPMENT			
			MINING AND GEOLOGICAL ACTIVITIES			
			TOTAL	20.0	0.5	
	CZECHOSLOVAKIA	1966 JAN	CREDIT METALLURGICAL AND ENGINEERING PLANT, FABRIZ	15.0	15.0	C
		1969 MAR	LINE OF CREDIT PLANT TO MANUFACTURE GENERATORS (50.0 MILLION)	300.0	25.0	
			SUGAR MILL, ISPAMAN (5.0 MILLION)			UC
			3 SUGAR MILLS (510.9 MILLION)			C
			CEMENT PLANTS (50.0 MILLION)			

SECRET

TABLE 24

SUMMARY OF INFORMATION ON COMMUNIST ECONOMIC CREDITS AND GRANTS TO LESS DEVELOPED COUNTRIES IN THE NEAR EAST AND SOUTH ASIA BY DATE EXTENDED 1954 - DECEMBER 1976 (CONTINUED)

RECIPIENT COUNTRY	COMMUNIST COUNTRY	DATE EXTENDED	PROJECTS	EXTENDED	DRAMA	STATUS
IRAN	CZECHOSLOVAKIA	1969 MAR	REV (\$11.0 MILLION)	219.0	40.0	UC
			RAILROAD CAR PLANT			
			ELEVATOR PLANT			
			6 FLOUR MILLS (\$2.0 MILLION)			
			OIL REFINERIES			
			CERAMIC WORKS (\$5.8 MILLION)			
			BREWERIES			
			POWER PLANT - MESHED			
			TANNERIES			
			DIESEL ELECTRIC STATIONS (\$2.0 MILLION)			
MINING MACHINERY (\$14.0 MILLION)						
TOTAL						
EAST GERMANY		1976 SEP	LINE OF CREDIT	(J)		
			COLD STORAGE PLANTS			
			RAILWAY MAINTENANCE AND REPAIR SHOPS			
			MESHED AND AMMAZ INDUSTRIA: FURNACES INSTRUMENTS PLANTS			
			TOTAL			
HUNGARY		1965 MAY	CREDIT - CAPITAL GOODS	10.0(A)	4.3	UC
			TRACTORS (\$1.0 MILLION)			
			TELECOMMUNICATIONS EQUIPMENT (\$2.7 MILLION)			
			LAMPS, WIRES, TRANSFORMERS (\$1.5 MILLION)			

TABLE 74

SUMMARY OF INFORMATION ON COMMUNIST ECONOMIC CREDITS AND GRANTS TO LESS DEVELOPED COUNTRIES  
IN THE NEAR EAST AND SOUTH ASIA, BY DATE EXTENDED  
1954 - DECEMBER 1978  
(CONTINUED)

RECIPIENT COUNTRY	DATE EXTENDED YEAR MONTH	PROJECTS	BILLION CURRENT US \$		STATUS		
			EXTENDED	ORAM			
IRAN	1968 APR	LINE OF CREDIT	40.0(A)	1.3	C		
		ELECTRICAL CONVERTERS, KHAZISTAN					
		TEXTILE PLANTS					
		SHOE FACTORIES					
		MEDICAL ACCESSORIES PLANTS					
		SLAUGHTERHOUSE AND MEAT					
		COMBINE, SHIRAZ					
		FARM, GORGAN					
		TOTAL				50.0	5.0
		POLAND				1959 FEB	SUGAR MILL, FARMAN
1963	EXPANSION OF SUGAR MILL		0.9	0.9	C		
1964 FEB	LINE OF CREDIT SUGAR MILLS ISFAHAN		18.0(A)	18.0	C		
	1973 MAY	KHOY	102.6	14.0	C		
		BOJNURD					
		KARAJ					
		ELECTRICAL EQUIPMENT (80.3 MILLION)					
		COLD STORAGE PLANTS					
		ISFAHAN					
		MESHED (\$1.5 MILLION)					
		TABRIZ (\$3.3 MILLION)					
		LINE OF CREDIT					
		2 TEXTILE PLANTS AND EQUIPMENT (\$3.5 MILLION)					
4 SUGAR PLANTS							

TABLE 24

SUMMARY OF INFORMATION ON COMMUNIST ECONOMIC CREDITS AND GRANTS TO LESS DEVELOPED COUNTRIES  
IN THE NEAR EAST AND SOUTH ASIA - BY DATE EXTENDED  
1954 - DECEMBER 1976  
(CONTINUED)

RECIPIENT COUNTRY	COMMUNIST COUNTRY	DATE EXTENDED	PROJECTS	MILLION CURRENT US \$	STATUS
		YEAR-MONTH		EXTENDED	DRAWN
IRAN	POLAND	1973 MAY	KHORASAN MACHINERY AND EQUIPMENT MANUFACTURED GOODS		UC UC
		TOTAL		121.0	32.4
ROMANIA		1965 OCT	LINE OF CREDIT TRACTORS AND PLOUGHS (\$39.0 BILLION)	100.0	C
			TRACTOR PLANT - TABRIZ (\$30.0 MILLION)		C
			1ST STAGE		C
			2ND STAGE		UC
			1000 RAILWAY CARS (\$10.0 BILLION)		UC
			ELECTRICAL EQUIPMENT (\$1.0 BILLION)		C
			MACHINERY (\$20.0 BILLION)		C
			CEMENT PLANTS		UC
			CREDIT		
			AGRICULTURAL EQUIPMENT (\$10.0 BILLION)	35.0	13.8
TOTAL		1976 MAY	CREDIT -- 4000 RAILCARS	45.0	
			TOTAL	100.0	79.1



TABLE 24

SUMMARY OF INFORMATION ON COMMUNIST ECONOMIC CREDITS AND GRANTS TO LESS DEVELOPED COUNTRIES  
IN THE NEAR EAST AND SOUTH ASIA BY DATE EXTENDED  
1954 - DECEMBER 1976  
(CONTINUED)

RECIPIENT COUNTRY	DATE EXTENDED	PROJECTS	EXTENDED	DRAWN	STATUS
IRAN	1963	CREDIT - SILOS	22.3	22.3	C
USSR	1963 JUL	HYDROELECTRIC AND IRRIGATION DAM, ARAS RIVER	26.9	26.9	C
	1964 DEC	TABRIZ ELECTRIC POWER STATION	1.7	1.7	C
	1966	TRADE CREDIT (D) PORT EQUIPMENT, BANDAR PAHLAVI (\$1.5 MILLION) COLD STORAGE PLANTS, TEHRAN (\$1.2 MILLION) MACHINERY AND EQUIPMENT	16.6(A)	16.6	C
	1966 JAN	LINE OF CREDIT STEEL MILL, ISFAHAN (\$188.9 MILLION) GAS PIPELINE, TECHNICAL SERVICES AND COMPRESSORS (\$77.0 MILLION) MACHINE TOOL PLANT, ARAK (\$23.0 MILLION)	288.9	288.9	C
	1968 JUN	LINE OF CREDIT EXPANSION OF STEEL MILL, ISFAHAN (\$125.0 MILLION) RECONSTRUCTION, JULFA-TABRIZ RAILROAD (\$17.7 MILLION) LEAD AND ZINC SMELTER, KERRMAN	177.8	160.1	C
	1970 OCT	TRADE CREDIT - CAPITAL GOODS (D) 11 PREFABRICATED HOUSING PLANTS AHWAZ AND KERRMAN MESHED REJAU EXPANSION OF MACHINE TOOL PLANT.	44.4	20.0	UC

SECRET

TABLE 74

SUMMARY OF INFORMATION ON COMMUNIST ECONOMIC CREDITS AND GRANTS TO LESS DEVELOPED COUNTRIES IN THE NEAR EAST AND SOUTH ASIA BY DATE EXTENDED 1954 - DECEMBER 1976 (CONTINUED)

RECIPIENT COUNTRY	DATE EXTENDED	PROJECTS	EXTENDED	DRAWN	STATUS
IRAQ	1970 OCT	ARAB (153.0 MILLION) CEMENT PLANTS REY LOUSHAN			
		CREDIT - 8 VOCATIONAL SCHOOLS	10.0	7.0	UC
		CREDIT - EXPANSION OF STEEL MILL, ISFAHAN THERMAL POWERPLANT	167.0	65.0	UC
		CREDIT - HOUSING PROJECT, AMMAZ	18.0	9.0	UC
		TOTAL	305.0	81.0	
			1392.2	791.1	

212  
SECRET

ESTIMATED MINIMUM TOTAL FOR IRAQ

IRAQ	1967 AUG	LINE OF CREDIT TELEPHONE NETWORK 4 EXPERIMENTAL FARMS (\$2.6 MILLION)	14.0(A)	4.1	C
		PETROCHEMICAL PLANTS CANNING PLANT AND COLD STORAGE FACILITIES BRICK PLANT			UC
	16 SEP	CREDIT OIL AND MINERAL SURVEY (\$8.7 MILLION) CANNING PLANT	12.0	7.1	UC

SECRET

TABLE 24

SUMMARY OF INFORMATION ON COMMUNIST ECONOMIC CREDITS AND GRANTS TO LESS DEVELOPED COUNTRIES  
IN THE NEAR EAST AND SOUTH ASIA - BY DATE EXTENDED  
1954 - DECEMBER 1976  
(CONTINUED)

RECIPIENT COUNTRY	DATE EXTENDED	PROJECTS	EXTENDED	DRAWN	STATUS
IRAQ	1970 SEP	4 PASTA PLANTS ONION DEHYDRATING PLANT			
	TOTAL		26.0	11.2	
CZECHOSLOVAKIA	1969 NOV	CREDIT - OIL REFINERY, BASRA	27.0	27.0	C
	1972 MAR	LINE OF CREDIT 14 LOCOMOTIVES (\$2.2 MILLION) BRICK PLANT, KERRALA (\$1.5 MILLION)	50.0	4.3	C C C
		WATER PURIFICATION STATION, DAHLAM (\$1.3 MILLION)			C
		FLOUR MILL, MANSURA			C
		EXPANSION OF OIL REFINERY, BASRA (\$24.0 MILLION)			C
	TOTAL			77.0	31.3
EAST GERMANY	1969 JUL	LINE OF CREDIT			
		ELECTRIC WIRE AND CABLE PLANT (\$5.9 MILLION)	84.0	40.3	UC
		TEXTILE PLANT (\$3.6 MILLION)			C
		SUGAR MILL			
		WATER PURIFICATION PLANTS			
		OIL PUMPING STATIONS, M. RUMAYLAN			
		RADIO STATIONS			
		PRINTING EQUIPMENT			
		MEDICAL AND VETERINARY EQUIPMENT (\$2.8 MILLION)			
		45 DIESEL ELECTRIC STATIONS			

TABLE 2A

SUMMARY OF INFORMATION ON COMMUNIST ECONOMIC CREDITS AND GRANTS TO LESS DEVELOPED COUNTRIES  
IN THE NEAR EAST AND SOUTH ASIA BY DATE EXTENDED  
1954 - DECEMBER 1978  
(CONTINUED)

RECIPIENT COUNTRY	DATE EXTENDED	PROJECTS	EXTENDED	DRAWN	STATUS	
EAST GERMANY	1969 JUL	NORTHERN IRAQ (\$6.3 MILLION)			C	
		7-RICE SITES (\$3.8 MILLION)			UC	
		SHIPYARD, BASRA (\$2.4 MILLION)			UC	
		ROAD CONSTRUCTION EQUIPMENT (\$6.8 MILLION)			UC	
		AGRICULTURAL ASSISTANCE			C	
		RAILROAD SIGNAL EQUIPMENT (\$18.8 MILLION)			C	
		PORT CRANES UMB QASR (\$0.4 MILLION)			C	
		EDUCATIONAL EQUIPMENT (\$10.0 MILLION)				
		TOTAL	84.0	40.3		
		HUNGARY	1969 OCT	CREDIT - OIL DRILLING NORTH RUMYLAH (\$4.0 MILLION)	17.2(A)	0.0
JAMBUR (\$4.0 MILLION)					C	
ADDITIONAL WELLS NORTH RUMAILA (\$3.2 MILLION)					UC	
CREDIT - MACHINERY LIGHT BULB FACTORY BAGHDAD (\$2.0 MILLION)	30.8			2.8	C	
500 BUSES BUS ASSEMBLY PLANT (\$3.0 MILLION)					UC	
EAST GERMANY	1972 AUG	LINE OF CREDIT PETROLEUM EQUIPMENT TO COLD STORAGE PLANTS (\$5.0 MILLION)	50.0	7.0	UC	
		SLAUGHTERHOUSE				

TABLE 24

SUMMARY OF INFORMATION ON COMMUNIST ECONOMIC CREDITS AND GRANTS TO LESS DEVELOPED COUNTRIES  
IN THE NEAR EAST AND SOUTH ASIA BY DATE EXTENDED  
1954 - DECEMBER 1976  
(CONTINUED)

RECIPIENT	COMMUNIST COUNTRY	DATE EXTENDED	PROJECTS	EXTENDED	DRAWN	STATUS
IRAQ	HUNGARY	1972 AUG	CANNERY			
			4 BRICK PLANTS			
			SUGAR PLANT BABYLON			
			(56.0 MILLION)			
			LOADING FACILITIES - UMM QASH			
		(54.0 MILLION)				
		SULFUR PLANT (55.0 MILLION)				UC
		TOTAL		92.0	19.9	
POLAND		1965 JAN-JUN	RAILROAD CARS	20.0	20.0	C
		1969	SUGAR REFINERY - BOSUL	6.9	6.9	C
		1971 JAN	CREDIT - 200 RAILROAD TANK CARS	2.4(A)	2.4	C
		1972 AUG	LINE OF CREDIT	100.0	37.0	C
			SULFUR PROJECT EXPANSION. AL-MISHRAQ (\$27.0 MILLION)			
		HARBOR FACTORY - ABU SHURAIR (\$8.5 MILLION)				
		2 BRICK PLANTS (\$2.5 MILLION)				
		ASBESTOS PLANT				
		CEMENT PLANT. BASRA (\$10.0 MILLION)				
		PETROCHEMICAL PLANTS				
		6 WATER TREATMENT STATIONS (\$15.0 MILLION)				
		LAND RECLAMATION (\$6.4 MILLION)				
		EXPANSION OF 4 POWER PLANTS (\$6.4 MILLION)				
		TOTAL		129.3	66.3	

TABLE 21

SUMMARY OF INFORMATION ON COMMUNIST ECONOMIC CREDITS AND GRANTS TO LESS DEVELOPED COUNTRIES  
IN THE NEAR EAST AND SOUTH ASIA, BY DATE EXTENDED  
1954 - DECEMBER 1976  
(CONTINUED)

RECIPIENT COUNTRY	DATE EXTENDED	PROJECTS	EXTENDED	STATUS
	YEAR MONTH		DRAMA	
IRAQ	1971 JUN	LINE OF CREDIT	45.0	1-3
		GEOLOGICAL SURVEY		
		WOOL FACTORY, HIRI		
		BRIDGE, MOSUL		
ROMANIA	1971 OCT	EXPERIMENTAL RICE FARM, BASRA	35.0	3-4
		SPORTS COMPLEX, BAGHDAD		
		TOTAL		
USSR	1976 NOV	CREDIT - PETROLEUM DEVELOPMENT OIL EXPLORATION, EAST OF BAGHDAD	35.0	3-4
		LINE OF CREDIT		
		TOTAL		
USSR	1959 MAR	LINE OF CREDIT	137.5	137.5
		PHARMACEUTICAL PLANT, SAMARRA (58.7 MILLION)		
		AL-HURRIYAH RADIO STATION (55.6 MILLION)		
		EAST BAGHDAD TELEPHONE EXCHANGE (51.2 MILLION)		
		GEOLOGICAL EQUIPMENT REPAIR SHOP, AL MAZIRIYAH (50.2 MILLION)		
		TECHNICAL ASSISTANCE FOR BROADCASTING AND TELEVISION CENTER (50.4 MILLION)		
		PROJECT REPORT FOR 27-STATION MICROWAVE RELAY NET		
		GLASSWARE FACTORY, AR RAMADI		

TABLE 24

SUMMARY OF INFORMATION ON COMMUNIST ECONOMIC CREDITS AND GRANTS TO LESS DEVELOPED COUNTRIES IN THE NEAR EAST AND SOUTH ASIA, BY DATE EXTENDED 1954 - DECEMBER 1978 (CONTINUED)

RECIPIENT COUNTRY	DATE EXTENDED	PROJECTS	EXTENDED	DRAWN	STATUS		
IRAQ	1959 MAR	(\$6.3 MILLION)					
		3 GRAIN ELEVATORS, BAGHDAD AND AL KUT (\$1.5 MILLION)			C		
		CANNING FACTORY, KARBALA				C	
		ESTABLISHMENT OF 5 EXPERIMENTAL FARMS (\$2.3 MILLION)				CS	
		ESTABLISHMENT OF 4 TRACTOR STATIONS (\$0.8 MILLION)				C	
		IMPROVEMENT OF RIVER NAVIGATION SURVEY (\$1.4 MILLION)				C	
		SURVEY OF KIRKUK-AS SULAYMANIYAH RAILROAD (\$3.1 MILLION)				C	
		COTTON TEXTILE MILL, AL KUT (\$12.2 MILLION)				C	
		KNITTING AND Hosiery PLANT (\$3.2 MILLION)				C	
		GARMENT FACTORY, AL MAZIRIYAH (\$1.1 MILLION)				C	
		GEOLOGICAL SURVEY (\$1.4 MILLION)				C	
		EUPHRATES AND TIGRIS RIVER BASIN DEVELOPMENT SURVEY (\$2.5 MILLION)				C	
		IRRIGATION AND DRAINAGE SURVEYS, SOUTHERN IRAQ (\$4.5 MILLION)				C	
		ELECTRICAL EQUIPMENT FACTORY, AL MAZIRIYAH (\$3.0 MILLION)				C	
		BASRA SHIPYARD SURVEY (\$1.5 MILLION)				C	
		INDUSTRIA, TRAINING PROJECTS (\$1.8 MILLION)				C	
		BAGHDAD					
		ISKANDARIYAH					
		AL KUT					
		AGRICULTURAL MACHINERY PLANT, ISKANDERIYA (\$12.9 MILLION)					C

~~SECRET~~

TABLE 74  
 SUMMARY OF INFORMATION ON COMMUNIST ECONOMIC CREDITS AND GRANTS TO LESS DEVELOPED COUNTRIES  
 IN THE NEAR EAST AND SOUTH ASIA - BY DATE EXTENDED  
 1954 - DECEMBER 1978  
 (CONTINUED)

RECIPIENT	COMMUNIST COUNTRY	DATE EXTENDED	PROJECTS	EXTENDED	DRAWN	STATUS
		YEAR MONTH		MILLION CURRENT US \$		
IRAQ	USSR	1958 MAR	STUDIES FOR MADITHA DAM RAILWAY WORKSHOPS, SHALCHIVA (\$2.2 MILLION) FISHERIES DEVELOPMENT			C C
		1960 MAY	BAGHDAD-BASRA RAILROAD CONSTRUCTION AND REHABILITATION	45.0	45.0	C
		1962 JUL	EXTENSION BAGHDAD-BASRA RAILROAD	1.4	1.4	C
		1967 FEB	CREDIT - AGRICULTURAL EQUIPMENT	4.4(A)	4.4	C
		1969 JUN	TRADE CREDIT (D) PETROLEUM DEVELOPMENT, MALPAYAM PETROLEUM EXPLORATION (\$17.9 MILLION)	54.0(A)	19.0	C UC
		1969 JUL	TRADE CREDIT (D) PETROLEUM DEVELOPMENT, NORTH RUMAYLAH (\$42.6 MILLION) RATAH MAHR UMAQ AL LUHAIS PIPELINE, RUMAYLAH TO FAO	66.7	66.0	C C C C
		1970 JUL	TRADE CREDIT - AGRICULTURAL EQUIPMENT (D)	2.5(A)	2.5	C
		1970 NOV	TRADE CREDIT - AGRICULTURAL AND ROADBUILDING EQUIPMENT(D)	20.0	20.0	C
		1971 APR	LINE OF CREDIT OIL REFINERY, MOSUL (\$30.8 MILLION) PIPELINE, NORTHERN IRAQ	222.2	71.3	C S

218  
~~SECRET~~





TABLE 24

SUMMARY OF INFORMATION ON COMMUNIST ECONOMIC CREDITS AND GRANTS TO LESS DEVELOPED COUNTRIES  
IN THE NEAR EAST AND SOUTH ASIA BY DATE EXTENDED  
1954 - DECEMBER 1976  
(CONTINUED)

RECIPIENT	COMMUNIST COUNTRY	DATE EXTENDED		PROJECTS	MILLION CURRENT US \$		STATUS
		YEAR	MONTH		EXTENDED	DRAWN	
ESTIMATED MINIMUM TOTAL FOR IRAQ							
				TOTAL	703.7	263.1	
ESTIMATED MINIMUM TOTAL FOR JORDAN							
JORDAN	HUNGARY	1976	NOV	CREDIT	1102.0	536.0	
				TOTAL			(4)
	USSR	1976		LINE OF CREDIT OIL EXPLORATION POWER DEVELOPMENT 8 TRAINING SCHOOLS (\$13.5 BILLION)	25.0(0)		\$
ESTIMATED MINIMUM TOTAL FOR ROMANIA							
				TOTAL	25.0		
ESTIMATED MINIMUM TOTAL FOR LEBANON							
	ROMANIA	1974	FEB	CREDIT - CEMENT PLANT. \$18 MIL	9.2		\$
				TOTAL	9.2		

TABLE 24

SUMMARY OF INFORMATION ON COMMUNIST ECONOMIC CREDITS AND GRANTS TO LESS DEVELOPED COUNTRIES  
IN THE NEAR EAST AND SOUTH ASIA - BY DATE EXTENDED  
1954 - DECEMBER 1976  
(CONTINUED)

RECIPIENT COUNTRY	DATE EXTENDED YEAR MONTH	PROJECTS	MILLION CURRENT U.S. \$		STATUS
			EXTENDED	DRAWN	
ESTIMATED MINIMUM TOTAL FOR LEBANON					
NEPAL	1956 OCT	GRANT FOREIGN EXCHANGE (\$6.3 MILLION) COMMODITIES (\$6.3 MILLION)	12.6	12.6	C
	1960 MAR	GRANT TANNING AND SHOE FACTORY KATMANDU (\$0.6 MILLION) BRICK AND TILE FACTORY - KATMANDU (\$1.6 MILLION) WAREHOUSE - BIRGANJ (\$1.0 MILLION) WAREHOUSE - KATMANDU (\$0.6 MILLION) ROAD - KATMANDU - POKHARA (\$13.9 MILLION) RING ROAD - KATMANDU VALLEY (\$3.3 MILLION)	21.0	20.0	C
	1961 OCT	GRANT ROAD - KATMANDU - GODART (\$9.6 MILLION) FOREIGN EXCHANGE (\$2.0 MILLION) COMMODITIES (\$1.8 MILLION)	9.6	9.6	C
	1966 DEC	GRANT FOREIGN EXCHANGE (\$3.5 MILLION) COMMODITIES (\$3.6 MILLION) SURVEY, LIMESTONE-MICA WORKS HYDROELECTRIC PLANT - SUNKOSI RIVER (\$1.4 MILLION)	19.6	19.6	C

TABLE 74

SUMMARY OF INFORMATION ON COMMUNIST ECONOMIC CREDITS AND GRANTS TO LESS DEVELOPED COUNTRIES  
IN THE NEAR EAST AND SOUTH ASIA, BY DATE EXTENDED  
1954 - DECEMBER 1976  
(CONTINUED)

RECIPIENT COUNTRY	DATE EXTENDED	PROJECTS	EXTENDED	STATUS
PRC	1966 SEP	GRANT - KATMANDU-BHAKTAPUR ROAD	2.0	C
	1971 SEP	GRANT - MINERAL SURVEYS	2.6(B)	C
	1972 MAR	GRANT TROLLEY BUS PROJECT KATMANDU-BHAKTAPUR (\$3.1 MILLION) TEXTILE PLANT MITAUDA (17.0 MILLION) BRICK AND TILE FACTORY BHAKTAPUR ROAD MARANGHAR-GURMHA COMMODITIES HYDROPOWER PROJECT POKHARA	35.0	C
USSR	1975 FEB	GRANT - POKHARA-SURMOMET ROAD	80.0	C
	TOTAL		192.6	72.2
USSR	1959 APR	GRANT	7.5	7.5
		HOSPITAL, KATMANDU (\$0.1 MILLION)		
		HYDROELECTRIC PLANT PANAUTI (\$1.3 MILLION)		
		SUGAR MILL, BIRGANJ, WESTERN TERAI		
		CIGARETTE FACTORY, JAN PUR, EASTERN TERAI		
		EAST-WEST ROAD SURVEY (\$1.8 MILLION)		
COMMODITIES (\$0.8 MILLION)	2.0	2.0		
COMMODITIES (\$2.5 MILLION)				

SECRET

TABLE 24

SUMMARY OF INFORMATION ON COMMUNIST ECONOMIC CREDITS AND GRANTS TO LESS DEVELOPED COUNTRIES  
IN THE NEAR EAST AND SOUTH ASIA, BY DATE EXTENDED  
1954 - DECEMBER 1976  
(CONTINUED)

RECIPIENT	COMMUNIST COUNTRY	DATE EXTENDED YEAR MONTH	PROJECTS	MILLION CURRENT US \$		STATUS
				EXTENDED	DRAWN	
NEPAL	USSR	1962 FEB	FOREIGN EXCHANGE (\$0.3 MILLION)			
		1964 APR	GRANT SIRRA-JANAKPUR ROAD (\$2.6 MILLION) AGRICULTURAL IMPLEMENTS-PLANT. BIRGANJ (\$1-3 MILLION) COMMODITIES	10.9	10.9	C
		1973	CREDIT	3.0(B)		C
		1976 NOV	CREDIT	(J)		
			TOTAL	23.9	20.8	

ESTIMATED MINIMUM TOTAL FOR NEPAL

NORTH YEMEN	BULGARIA	1965 FEB	GRANT - AGRICULTURAL SCHOOL AND TECHNICAL SERVICES	0.4	0.4	C
			TOTAL	0.4	0.4	
	CZECHOSLOVAKIA	1966 OCT	RADIO STATION	0.1	0.1	C
			TOTAL	0.1	0.1	

206.4 92.0

TABLE 24

SUMMARY OF INFORMATION ON COMMUNIST ECONOMIC CREDITS AND GRANTS TO LESS DEVELOPED COUNTRIES  
IN THE NEAR EAST AND SOUTH ASIA BY DATE EXTENDED  
1954 - DECEMBER 1976  
(CONTINUED)

RECIPIENT COUNTRY	DATE EXTENDED YEAR MONTH	PROJECTS	EXTENDED	DRAWN	STATUS	
NORTH YEMEN	1956 DEC	TELEPHONE EXCHANGE - SAN'A	0.1	0.1	C	
	1965 FEB	LAND RECLAMATION	5.0	5.0	C	
	1965 MAR	TELEPHONE NETWORK - SAN'A - MUDAYDAH	2.0	2.0	C	
	1965 OCT	ELECTRIC GENERATING EQUIPMENT - MUDAYDAH AND SAN'A	0.8(A)	0.8	C	
	1966 JAN	GRANT - 2 RADIO TRANSMITTERS	1.5	1.5	C	
	1966 SEPT	GRANT - WHEAT	0.4	0.4	C	
	1966 SEPT	COMMODITY CREDIT FOR TELEPHONE NETWORK	0.9	0.9	C	
		TOTAL	10.3	10.3		
	HUNGARY	1964 JUN	GRANT - SCHOOL MEDICAL AND HOSPITAL EQUIPMENT	0.3	0.3	C
		1964 JUN	CREDIT - INDUSTRIAL EQUIPMENT	1.0	1.0	C
1966 OCT		GRANT - HOSPITAL EQUIPMENT	1.0	1.0	C	
	TOTAL	2.3	2.3			
PRC	1958 JAN	LINE OF CREDIT ROAD CONSTRUCTION - SAN'A-MUDAYDAH	15.0	15.0	C	

~~SECRET~~

TABLE 21  
SUMMARY OF INFORMATION ON COMMUNIST ECONOMIC CREDITS AND GRANTS TO LESS DEVELOPED COUNTRIES  
IN THE NEAR EAST AND SOUTH ASIA BY DATE EXTENDED  
1954 - DECEMBER 1976  
(CONTINUED)

RECIPIENT COUNTRY	DATE EXTENDED	PROJECTS	MILLION CURRENT US \$	STATUS
	YEAR MONTH		EXTENDED	DRAWN
YEMEN	1958 JAN	(\$12.7 MILLION) TEXTILE MILL, SAN'A (\$2.3 MILLION)		C
	1959 JUN	GRANT - WHEAT (10,000 METRIC TONS)	0.7	0.7 C
	1963 MAY	GRANT - WHEAT (3,500 METRIC TONS)	0.2	0.2 C
	1964 JUN	LINE OF CREDIT ROAD CONSTRUCTION, SAN'A-SA'DA COMPLETION OF TEXTILE MILL, SAN'A REPAIR OF SAN'A-HUDAYDAH ROAD ALUMINUM FACTORY, TAIZ CIGARETTE FACTORY, HUDAYDAH ROAD CONSTRUCTION, AMRAN-NAJJA	28.0	26.6 UC C C C C UC
	1964 OCT	COMMODITY CREDIT	0.5	0.5 C
	1966 SEPT	COMMODITY CREDIT	14.0	13.0 UC
	1969	GRANT - SECONDARY TECHNICAL SCHOOL	0.2(8)	0.2 C
	1972 JUL	LINE OF CREDIT TEXTILE P.LANT, HUDAYDAH COTTONSEED OIL EXTRACTION PLANT, HUDAYDAH HOSPITAL, TAIZ FARM IMPLEMENTS PLANT LEATHER P.LANT IRRIGATION, TIHAMA	21.2	2.7 C UC C C UC
	1973 JUL	GRANT - WHEAT (5,000 METRIC TONS)	0.9	0.9 C
	1976 DEC	LINE OF CREDIT	27.0	

TABLE 24

SUMMARY OF INFORMATION ON COMMUNIST ECONOMIC CREDITS AND GRANTS TO LESS DEVELOPED COUNTRIES  
IN THE NEAR EAST AND SOUTH ASIA, BY DATE EXTENDED  
1954--DECEMBER 1978  
(CONTINUED)

RECIPIENT	COMMUNIST COUNTRY	DATE EXTENDED YEAR MONTH	PROJECTS	MILLION CURRENT US \$		STATUS
				EXTENDED	GRANT	
			TOTAL	107.7	59.8	
NORTH YEMEN	USSR	1956 JUL	LINE OF CREDIT PORT CONSTRUCTION, MUDAYDAH (\$15.0 MILLION) AIRFIELD CONSTRUCTION, SAM'A (\$5.0 MILLION)	20.0	20.0	C
		1959 MAR	GRANT -- WHEAT (10,000 METRIC TONS)	0.7	0.7	C
		1964 MAR	LINE OF CREDIT MUDAYDAH-HOCHA-TAIZ ROAD (\$28.0 MILLION) CEMENT PLANT, BAJIL (\$10.0 MILLION) FISH PROCESSING PLANT, MUDAYDAH 7 FISHING BOATS LAND RECLAMATION AND COTTON CUL- TIVATION, TIHAMA (\$9.0 MILLION) GEOLOGICAL SURVEY (\$2.0 MILLION) SHIPYARD, MUDAYDAH COMMODITIES (\$11.1 MILLION) WATER WELLS GRAIN STORAGE FACILITIES PORT EXPANSION, MUDAYDAH (\$3.6 MILLION) POWER PLANT, MUDAYDAH (\$0.4 MILLION) UNIVERSITY EXPANSION OF CEMENT PLANT, BAJIL (\$6.5 MILLION)	72.2	49.2	C



TABLE 24

SUMMARY OF INFORMATION ON COMMUNIST ECONOMIC CREDITS AND GRANTS TO LESS DEVELOPED COUNTRIES  
IN THE NEAR EAST AND SOUTH ASIA - BY DATE EXTENDED  
1954 - DECEMBER 1978  
(CONTINUED)

RECIPIENT COUNTRY	COMMUNIST COUNTRY	DATE EXTENDED YEAR MONTH	PROJECTS	EXTENDED	DRANN	STATUS
NORTH YEMEN	USSR	1964 MAR	PEIROLEUM CONTAINER PLANT	5.0	5.0	UC
		1964 MAR	GRANT			
			HOSPITAL AND CLINIC (\$2.0 MILLION)			
			3 SCHOOLS (\$3.0 MILLION)			
		1965 JUN	GRANT -- VOCATIONAL INSTITUTES	0.1	0.1	C
		1970 JUL	GRANT -- WHEAT (5,000 METRIC TONS)	0.4	0.4	C
		1973 JUN	GRANT -- WHEAT (5,000 METRIC TONS)	0.9	0.9	C
		1974 APR	CREDIT -- WHEAT (25,000 METRIC TONS)	5.0	5.0	C
			TOTAL	104.3	77.3	
				225.1	150.2	
PAKISTAN	BULGARIA	1969 OCT	LINE OF CREDIT			
			TRANSMITTERS	0.0(A)	3.1	UC
			GOLD STORAGE PLANTS			
			ANIMAL FEED PLANT			
			TANNERY - MAZARA (\$3.6 MILLION)			
			FERTILIZER PLANT			
	POULTRY COMPLEX					
	GLUCOSE AND STARCH PLANT					
	TOTAL		0.0	3.1		

TABLE 24

SUMMARY OF INFORMATION ON COMMUNIST ECONOMIC CREDITS AND GRANTS TO LESS DEVELOPED COUNTRIES  
IN THE NEAR EAST AND SOUTH ASIA, BY DATE EXTENDED  
1954 - DECEMBER 1976  
(CONTINUED)

RECIPIENT COUNTRY	DATE EXTENDED	PROJECTS	EXTENDED	ORIGIN	STATUS
COMMUNIST COUNTRY	YEAR MONTH		MILLION CURRENT US \$		
PAKISTAN	1964 NOV	CREDIT SUGAR REFINERY, JARANWALA	2.6(A)	2.6	C
	1966 JUL	LINE OF CREDIT FERTILIZER PLANT SUGAR REFINERY, SADIQABAD (\$3.0 MILLION) POWER PLANT, GUDDU IRRIGATION PUMPS (\$2.5 MILLION) POWER PLANT, WANGLA (\$3.2 MILLION)	26.0(A)	13.6	C C C UC UC
		TOTAL	30.6	16.1	
EAST GERMANY	1976 JAN	CREDIT -- MACHINERY AND EQUIPMENT	10.0		
		TOTAL	10.0		
POLAND	1964 DEC	LINE OF CREDIT	12.6	9.1	C
		SUGAR MILL, HYDERABAD (\$3.0 MILLION)			
		SAMMILL, AZAD KASHMIR (\$1.4 MILLION)			
		2 SUGAR MILLS (\$3.2 MILLION) TIMBER COMBINES (\$5.0 MILLION) MIRPUR DIR			
		TOTAL	12.6	9.1	

SECRET

TABLE 24

SUMMARY OF INFORMATION ON COMMUNIST ECONOMIC CREDITS AND GRANTS TO LESS DEVELOPED COUNTRIES  
IN THE NEAR EAST AND SOUTH ASIA - BY DATE EXTENDED  
1954 - DECEMBER 1976  
(CONTINUED)

RECIPIENT COUNTRY	DATE EXTENDED	PROJECTS	EXTENDED	DRAMA	STATUS	
PAKISTAN	1964 OCT	GRANT (P)	55.0	55.0	C	
		COMMODITIES (\$30.0 MILLION)			C	
		HEAVY MACHINE BUILDING PLANT			C	
		TAXILA (\$9.0 MILLION)			C	
		FOUNDRY FORGE - TAXILA			C	
		(\$11.0 MILLION)			C	
		ELECTRICAL MACHINERY			C	
		EXPANSION ORDNANCE FACTORY MAN			C	
		(\$5.1 MILLION)			C	
	1966 MAR	GRANT - KARAKORAM HIGHWAY	45.0(18)	45.0	C	
		GRANT - FOODGRAINS(P)	7.0	7.0	C	
		GRANT (P)	47.7	26.8	C	
		COMMODITIES (\$15.8 MILLION)			UC	
		REFRACTORY PLANT - HATTAR			C	
		(\$2.6 MILLION)			C	
		SUGAR PLANT - LARKANA			C	
		(\$3.1 MILLION)			C	
		EXPANSION OF HEAVY MACHINERY			C	
		BUILDING PLANT - TAXILA			C	
	1970 NOV	LINE OF CREDIT	200.0	90.1	UC	
		COMMODITIES (\$83.3 MILLION)			C	
		IRON AND STEEL PLANT - CHILGAZI			UC	
		3 COASTAL VESSELS			C	
		FERRO-CHROME PLANT			C	
		(\$18.8 MILLION)			C	
		COTTON SPINNING MILL - TARBELA			C	
		(\$3.8 MILLION)			C	

TABLE 24

SUMMARY OF INFORMATION ON COMMUNIST ECONOMIC CREDITS AND GRANTS TO LESS DEVELOPED COUNTRIES IN THE NEAR EAST AND SOUTH ASIA BY DATE EXTENDED 1954 - DECEMBER 1970 (CONTINUED)

RECIPIENT COUNTRY	DATE EXTENDED	PROJECTS	EXTENDED	DRAWN	STATUS	
PAKISTAN	1970 NOV	TRANSMISSION LINES				
		TARBEKA-WAH (\$4.8 MILLION)			C	
		GUDDU-QUSTYA				
		STADIUM FOR ASIAN GAMES				S
		ISLAWABAD (\$20.8 MILLION)				
		CULTURAL CENTER - ISLAWABAD				
		TEXTILE MILL MIRPUR (\$3.6 MILLION)				UC
		TEXTILE MILL NOTRI (\$3.5 MILLION)				UC
		SODA ASH PLANT				
		SULFURIC ACID PLANT				
		CERAMICS FACTORY				
		TEXTILE MILL PUNJAB				
		ROMANIA	1973 JUL	PAPER PLANT - JARANWALA		
GRANT - FOODGRAINS	2.8			2.8	C	
GRANT - WHEAT (2500 TONS)	0.5			0.5	C	
GRANT - EXPANSION OF KARAKORAM HIGHWAY	165.018)			51.0	UC	
TOTAL	523.0			278.2		
ROMANIA	1973 JUL	CREDIT EXPANSION OF KARACHI REFINERY (\$29.0 MILLION)	56.3	14.0	UC	

TABLE 24

SUMMARY OF INFORMATION ON COMMUNIST ECONOMIC CREDITS AND GRANTS TO LESS DEVELOPED COUNTRIES  
IN THE NEAR EAST AND SOUTH ASIA - BY DATE EXTENDED  
1954 - DECEMBER 1976  
(CONTINUED)

RECIPIENT COUNTRY	COMMUNIST COUNTRY	DATE EXTENDED	PROJECTS	EXTENDED	DRAWN	STATUS	
		YEAR MONTH		MILLION CURRENT U.S. \$			
PAKISTAN	ROMANIA	1973 JUL	DAIRY PRODUCTS PLANT TEXTILE MILLS FOODGRAIN CENTERS AND COLD STORAGES OIL EXPLORATION AND DRILLING PORT QASIM EXPANSION (\$16.1 MILLION) HEAVY ELECTRICAL COMPLEX TAXILA (\$5.7 MILLION)			UC	
			TOTAL	56.5	14.0		
		1956 MAY	GRANT -- WHEAT (20,000 METRIC TONS)	1.4	1.4	C	
		1956 MAY	GRANT -- RICE (20,000 METRIC TONS)	1.8	1.8	C	
		1961 MAR	CREDIT -- PETROLEUM EXPLORATION	26.0	26.0	C	
		1964 JUN	AGRICULTURAL EQUIPMENT AND BULLDOZERS	11.0	11.0	C	
		1965 NOV	CREDIT ROAD MACHINERY AND EQUIPMENT (\$5.9 MILLION) FISHING TRAWLERS (\$1.6 MILLION) TRACTORS (\$8.2 MILLION)	15.7(A)	15.7	C	
		1966 SEP	LINE OF CREDIT ELECTRICAL EQUIPMENT PLANT TAXILA COMMODITIES	10.3	1.0	S	
							UC

~~SECRET~~

TABLE 24

SUMMARY OF INFORMATION ON COMMUNIST ECONOMIC CREDITS AND GRANTS TO LESS-DEVELOPED COUNTRIES  
IN THE NEAR EAST AND SOUTH ASIA: BY DATE EXTENDED  
1954 - DECEMBER 1976  
(CONTINUED)

RECIPIENT	COMMUNIST COUNTRY	DATE EXTENDED	PROJECTS	EXTENDED	DRAMA	STATUS
YEAR MONTH	YEAR MONTH	PROJECTS	EXTENDED	DRAMA	STATUS	
1966 SEP	USSR	CREDIT - PRELIMINARY PROJECT WORK	4.0	4.0	C	
1968 SEP		CREDIT - MACHINERY AND EQUIPMENT (D) TEXTILE MACHINERY (\$10.0 MILLION)	66.9	6.9	UC	
1969 JAN		CREDIT - PETROLEUM EXPLORATION	18.4	12.1	UC	
1971 JAN		CREDIT - STEEL MILL KARACHI TRAINING CENTER	209.0	26.0	C	
1973 MAR		CREDIT - PROJECTS TRANSMISSION LINES LYALLPUR-KARACHI GEOLOGICAL SURVEY BALUCHISTAN (\$1.3 MILLION) 1,000-KW RADIO TRANSMITTER ISLAMABAD TRACTOR ASSEMBLY PLANT EXPANSION OF THERMAL POWER PLANT (\$31.5 MILLION)	71.0	24.2	UC	
1974 OCT		CREDIT - STEEL MILL KARACHI METALLURGICAL TRAINING CENTER (\$0.5 MILLION) BLAST FURNACE POWER PLANT	216.0		C	
		TOTAL	652.1	153.6		

ESTIMATED MINIMUM TOTAL FOR PAKISTAN 470.1

~~SECRET~~

TABLE 24

SUMMARY OF INFORMATION ON COMMUNIST ECONOMIC CREDITS AND GRANTS TO LESS DEVELOPED COUNTRIES  
IN THE NEAR EAST AND SOUTH ASIA, BY DATE EXTENDED  
1954 - DECEMBER 1976  
(CONTINUED)

RECIPIENT	COMMUNIST COUNTRY	DATE EXTENDED	PROJECTS	EXTENDED	GRANT	STATUS
SOUTH YEMEN	BULGARIA	1971 JUL	LINE OF CREDIT	5.0	1.1	C
			SLAUGHTERHOUSE			
			TOMATO PASTE PLANT			
			AGRICULTURAL MACHINERY REPAIR WORKSHOPS			
			TANNERY			
			OIL AND MINERALS SURVEY			
			CREDIT -- LAND RECLAMATION, ABYAN DELTA			
			VEGETABLE AND COTTON CULTIVATION			
			MODEL FARM			
			TOTAL			
CZECHOSLOVAKIA		1973 MAR	CREDIT	6.3		C
			MINERAL SURVEYS MACHINERY AND EQUIPMENT			
TOTAL			6.3			
EAST GERMANY		1969 OCT	LINE OF CREDIT	24.0	8.3	C
			PROJECT AID (512.0 MILLION)			
			GLASS FACTORY			
			ROAD: ADEN-MUKALLA			
			TELEPHONE EXCHANGE MUKALLA (50.1 MILLION)			
FLOUR MILLS						
ADEN						

TABLE 24

SUMMARY OF INFORMATION ON COMMUNIST ECONOMIC CREDITS AND GRANTS TO LESS DEVELOPED COUNTRIES  
IN THE NEAR EAST AND SOUTH ASIA BY DATE EXTENDED  
1954 - DECEMBER 1976  
(CONTINUED)

RECIPIENT	COMMUNIST COUNTRY	DATE EXTENDED	PROJECTS	EXTENDED	DRAWN	STATUS
				MILLION CURRENT US \$		
		YEAR MONTH				
SOUTH-YEMEN	EAST GERMANY	1969 OCT	MUKALLA VEGETABLE OIL FACTORY (50.2 MIL LION)			C
			BISCUIT FACTORY (50.3 MILLION)			C
			PLASTICS PLANT (50.3 MILLION)			C
			MODEL FARM TRANSMITTERS (50.7 MILLION)			C
			COMMODITIES (52.0 MILLION)			UC
	TOTAL			24.0	5.3	
HUNGARY		1973	GRANT - MEDICAL EQUIPMENT	0.1(8)	0.1	C
			CREDIT			
			LIVESTOCK FARM WADI MAYFA			
			MEDICAL EQUIPMENT (51.0 MILLION)	5.0(8)	0.5	UC
	TOTAL			5.1	0.6	
POLAND		1973 MAR	CREDIT	(J)		
			FISHERIES ASSISTANCE			
			INDUSTRIAL PROJECTS OIL SURVEY			
	TOTAL					
PRC		1973 MAR	GRANT - FISHING BOATS	(J)		
			TOTAL			
		1968 SEP	LINE OF CREDIT	12.0	9.4	

SECRET



TABLE 24

SUMMARY OF INFORMATION ON COMMUNIST ECONOMIC CREDITS AND GRANTS TO LESS DEVELOPED COUNTRIES  
IN THE NEAR EAST AND SOUTH ASIA: BY DATE EXTENDED  
1954 - DECEMBER 1976  
(CONTINUED)

RECIPIENT	COMUNIST COUNTRY	DATE EXTENDED	PROJECTS	EXTENDED	DRAMA	STATUS
SOUTH YEMEN	YMC	1968 SEP	FOREIGN EXCHANGE (\$1.4 MILLION) ROAD UMAM-MAFAD (\$3.5 MILLION) 200 WATER WELLS			C C UC
		1970 AUG	LINE OF CREDIT ROAD, MAHAD-MUKALLA (\$7.2 MILLION) TEXTILE MILL COMPLEX (\$6.3 MILLION) FARM TOOLS AND HARDWARE PLANT. KHORMAKSAR MODEL FARM FISHERIES ASSISTANCE 2 TRAWLERS COLD STORAGE PLANT FREEZING PLANT SALT FACTORY, KHORMAKSAR (\$0.2 MILLION) MINERAL AND OIL SURVEYS COMMODITIES (\$2.4 MILLION)	43.2	18.3	UC C C UC UC C
		1972 JUL	LINE OF CREDIT COMMODITIES RICE (\$5.1 MILLION) WHEAT ROAD, SHIMR-SAYHUT	22.2	1.9	UC
		1974 OCT	GRANT -- HOSPITAL, ADEN	1.5(B)		
		TOTAL	76.9	25.6		
		1971 JUL	LINE OF CREDIT LAND RECLAMATION AND IRRIGATION	10.0(B)	0.5	

ROMANIA

TABLE 24

SUMMARY OF INFORMATION ON COMMUNIST ECONOMIC CREDITS AND GRANTS TO LESS DEVELOPED COUNTRIES  
IN THE NEAR EAST AND SOUTH ASIA BY DATE EXTENDED  
1954 - DECEMBER 1976  
(CONTINUED)

RECIPIENT COUNTRY	COMMUNIST COUNTRY	DATE EXTENDED YEAR MONTH	PROJECTS	EXTENDED	DRAWN	STATUS
SOUTH YEMEN	ROMANIA	1971 JUL	POULTRY FARM CEMENT PLANT (55.0 MILLION) OIL AND MINERALS SURVEY			S S UC
		1971 JUL	CREDIT -- 500 TRACTORS	1.3(B)		
		TOTAL		11.9	0.5	
USSR		1969 FEB	LINE OF CREDIT RESEARCH - EXPLORATION AND PLANNING IRRIGATION SCHEME, MADHRAMAUT VALLEY (52.2 MILLION) 3 MACHINERY WORKSHOPS 8 IRRIGATION DAMS WATER WELLS RADIO TRANSMITTER (200 KM) ADEN COMMODITIES (52.2 MILLION) RECLAMATION, RUDU	7.0	7.0	C UC C UC C C C
		1969 FEB	GRANT -- FISHING INDUSTRY 3 FISHING BOATS FISHING SURVEY FISH CANNING FACTORY, MUKALLA (50.2 MILLION) TRAINING AND RESEARCH CENTER, MUKALLA 70 DIESEL ENGINES	6.0	6.0	C C C C C C
		1969 FEB	GRANT -- MEDICAL EQUIPMENT	0.6	0.6	C
		1972 NOV	LINE OF CREDIT	39.6	5.0	

SECRET

236  
SECRET

~~SECRET~~

TABLE 24

SUMMARY OF INFORMATION ON COMMUNIST ECONOMIC CREDITS AND GRANTS TO LESS DEVELOPED COUNTRIES  
IN THE NEAR EAST AND SOUTH ASIA BY DATE EXTENDED  
1954 - DECEMBER 1976  
(CONTINUED)

RECIPIENT COUNTRY	COMMUNIST COUNTRY	DATE EXTENDED	PROJECTS	EXTENDED	DRAWN	STATUS
SOUTH YEMEN	USSR	1972 NOV	GEOLOGICAL PROSPECTING	113.0	22.4	S
			THERMAL POWER PLANT ABYAN DELTA (\$15.4 MILLION)			
			CHILDREN'S HOSPITAL (\$6.9 MILLION)			
			MATERNITY HOSPITAL			
			OIL EXPLORATION			
			COMMODITIES			
			AIRFIELD CONSTRUCTION - ADEN			
			MODEL FARM			
			VOCATIONAL TRAINING CENTER			
			MUKALLA			
1973 AUG	USSR	1973 AUG	GEOLOGICAL TRAINING CENTER - ADEN	0.918	0.9	S
			FISHING PORT - ADEN			
			GRANT			
1974 JUL	USSR	1974 JUL	100 TRUCKS	34.3	4.9	C
			RICE (1,000 METRIC TONS)			
			SUGAR (1,000 METRIC TONS)			
1976 MAY	USSR	1976 MAY	CREDIT -- ADDED TO 1972 CREDIT	23.8	22.4	S
			LINE OF CREDIT			
			THERMAL POWERPLANT, ADEN			
TOTAL	TOTAL	TOTAL	5 TRAWLERS (\$7.8 MILLION)	113.0	22.4	S
			AGRICULTURE AND LAND RECLAMATION			

ESTIMATED MINIMUM TOTAL FOR SOUTH YEMEN 248.6 \$7.1

237  
~~SECRET~~

TABLE 24

SUMMARY OF INFORMATION ON COMMUNIST ECONOMIC CREDITS AND GRANTS TO LESS DEVELOPED COUNTRIES IN THE NEAR EAST AND SOUTH ASIA BY DATE EXTENDED 1954 - DECEMBER 1976 (CONTINUED)

RECIPIENT COUNTRY	COMMUNIST COUNTRY	DATE EXTENDED YEAR MONTH	PROJECTS	MILLION CURRENT US \$	EXTENDED	DRAWN	STATUS			
BRI LANKA	EAST GERMANY	1965 FEB	LINE OF CREDIT		42.0(A)	38.3	C			
			TEXTILE MILL THULIRIYA (\$23.0 BILLION)				C			
			COMMODITIES (IRON AND BASIC MATERIALS)					C		
			TELEPHONE NETWORK					UC		
			COARSE YARN SPINNING MILL					UC		
			MATTEGAMA (\$9.5 MILLION)					C		
			TELEPRINTERS					C		
			TOTAL			42.0	38.3			
			HUNGARY		1972 JAN	CREDIT - MACHINERY AND EQUIPMENT		10.0	0.1	S
						ALUMINUM PLANT				S
PHARMACEUTICAL PLANT							S			
RESEARCH EQUIPMENT (50.4 MILLION)							UC			
TOTAL			10.0	0.1						
POLAND		1963 APR	LINE OF CREDIT		8.0(A)	0.8	C			
			HARDWARE AND TOOLS FACTORY				C			
			GAMPANA (50.7 MILLION)				C			
			RURAL ELECTRIFICATION				C			
			HARDBOARD FACTORY				C			
TRACTOR ASSEMBLY PLANT										
SPINNING MILL										
TOTAL			8.0	0.8						

TABLE 24

SUMMARY OF INFORMATION ON COMMUNIST ECONOMIC CREDITS AND GRANTS TO LESS DEVELOPED COUNTRIES  
IN THE NEAR EAST AND SOUTH ASIA - BY DATE EXTENDED  
1954 - DECEMBER 1976  
(CONTINUED)

RECIPIENT	COMMUNIST COUNTRY	DATE EXTENDED YEAR MONTH	PROJECTS	EXTENDED	DRAWN	STATUS
SRI LANKA	PRC	1957 SEP	GRANT RAILWAY CARS (\$8.8 MILLION) PUGODA TEXTILE COMPLEX EQUIPMENT FOR 50 TEXTILE CENTERS (\$6.4 MILLION) COMMODITIES	15.0	19.8	C
		1958 SEP	CREDIT ... RICE	10.5	10.5	C
		1962 OCT	GRANT TEXTILE IMPORTS (\$4.2 MILLION) COMMODITIES	10.5	10.5	C
		1964 OCT	CREDIT ... MACHINERY AND EQUIPMENT RAILROAD CARS (\$1.3 MILLION)	4.2	4.2	C
		1970	GRANT INTERNATIONAL CONFERENCE HALL FOREIGN EXCHANGE FOR HALL MAINTENANCE	3.2	3.2	C
		1970 SEP	CREDIT ... RICE (100,000 METRIC TONS)	8.9	8.9	C
		1971 MAY	CREDIT ... FOREIGN EXCHANGE	29.2	29.2	C
		1971 OCT	CREDIT ... RICE (100,000 METRIC TONS)	6.5	6.5	C
		1972 APR	CREDIT ... CARGO SHIP	0.8	0.8	C
		1972 JUL	LINE OF CREDIT GIN GANGA IRRIGATION AND FLOOD CONTROL SCHEME (\$31.3 MILLION) FISH BREEDING FARM	44.0	5.7	UC

SECRET

TABLE 24

SUMMARY OF INFORMATION ON COMMUNIST ECONOMIC CREDITS AND GRANTS TO LESS DEVELOPED COUNTRIES  
IN THE NEAR EAST AND SOUTH ASIA, BY DATE EXTENDED  
1954 - DECEMBER 1976  
(CONTINUED)

RECIPIENT	COMMUNIST COUNTRY	DATE EXTENDED	PROJECTS	WILLING CURRENT US \$	EXTENDED	DRAWN	STATUS	
SRI LANKA	PRC	1972 JUL	FINISHING MILL (50.8 MILLION) PUGODA COMPLEX (510.4 MILLION) SHEETGLASS-FACTORY				MC	
		1972 JUL	CREDIT -- INTEGRATED TEXTILE MILL MINERIYA	8.1	0.9		MC	
		1972 SEP	CREDIT -- CARGO SHIP	0.9	0.9		C	
		1972 DEC	CREDIT -- FOREIGN EXCHANGE (51.8 MILLION)	1.8	1.8		C	
		1972 DEC	GRANT -- RICE (40,000-METRIC TONS)	14.0	14.0		C	
		1974	CREDIT -- FOREIGN EXCHANGE	4.2	4.2		C	
		1974 JUL	GRANT -- TRACTORS	0.3	0.3		C	
		1976 JAN	CREDIT -- FOREIGN EXCHANGE	3.0	3.0		C	
		TOTAL			161.9	116.0		
		ROMANIA		1968	LINE OF CREDIT TIMBER COMBINE, AVISABELLA FOREST EXPLOITATION HOTEL, MANDY	2.5(B)	1.4	
1974 JULY	CREDIT -- RAILROAD CARS			10.6				
TOTAL				13.1	1.4			

TABLE 7A

SUMMARY OF INFORMATION ON COMMUNIST ECONOMIC CREDITS AND GRANTS TO LESS DEVELOPED COUNTRIES IN THE NEAR EAST AND SOUTH ASIA: BY DATE EXTENDED 1954 - DECEMBER 1976 (CONTINUED)

RECIPIENT	COMMUNIST COUNTRY	DATE EXTENDED	PROJECTS	MILLION CURRENT US \$	EXTENDED	DRAWN	STATUS
		YEAR MONTH					
SRI LANKA	USSR	1956 FEB	LINE OF CREDIT DEVELOPMENT OF SUGAR CANE ACREAGE KANTALAI (50.8 MILLION) SURVEY MALWATU OYA BASIN RESERVOIR HEADWORKS (50.2 MILLION) IRON AND STEEL WORKS, HOGOGAMA- ORUWALA, STAGE I (512.0 MILLION) TIRE FACTORY, KELANIYA (57.5 MILLION) DEVELOPMENT OF COTTON ACREAGE MAYBANTOTA (50.2 MILLION) COLD STORAGE PLANT, KANDY (50.1 MILLION) KELANI GANGA BASIN IRRIGATION SURVEY (50.1 MILLION) FLOUR MILL, COLOMBO (51.7 MILLION) IRON AND STEEL WORKS, STAGE II HOGOGAMA-ORUWALA (56.0 MILLION) HYDROPOWER SURVEY	20.0	28.4		C
		1965 JAN	GRANT... PRE-FABRICATED HOUSING PLANT	0.9	0.9		UC
		1970 NOV	TRADE CREDIT... MACHINERY AND EQUIPMENT (DI) TRACTORS (51.0 MILLION) FLOUR MILL EQUIPMENT (50.3 MILLION)	6.4	0.6		UC C
		1973	CREDIT... PETROLEUM AND GAS EXPLORATION ONSHORE, MANNAR ISLAND (52.6 MILLION)	3.0(C)	3.3		UC C

TABLE 24

SUMMARY OF INFORMATION ON COMMUNIST ECONOMIC CREDITS AND GRANTS TO LESS DEVELOPED COUNTRIES IN THE NEAR EAST AND SOUTH ASIA, BY DATE EXTENDED 1954 - DECEMBER 1976 (CONTINUED)

RECIPIENT	COMMUNIST COUNTRY	DATE EXTENDED YEAR MONTH	PROJECTS	MILLION CURRENT US \$	EXTENDED	DRAWN	STATUS
SRI LANKA	USSR	1972	OFFSHORE BANNER AND PALA BAYS (50.7 MILLION) ASSOCIATED SURVEYS (50.5 MILLION)				C
		1975 FEB	CREDIT - HYDROPOWER PROJECT. SAMANALAMEVA DAM AND HYDROPOWER STATION TRANSMISSION LINES IRRIGATION FACILITIES	57.0		0.2	UC
			TOTAL	100.1		20.4	
ESTIMATED MINIMUM TOTAL FOR SRI LANKA					335.1	109.0	
SYRIA	BULGARIA	1968 JUN	LINE OF CREDIT 33 SMALL DAMS FOOD PROCESSING CATTLE BREEDING STATIONS WINE DISTILLERY AS-SUMAYDA (50.2 MILLION) PHOSPHATE INDUSTRY DEVELOPMENT. AL-SHARQIYA (\$3.0 MILLION)	15.0(A)		0.5	UC
			GRAIN SILO, LATAKIA TOBACCO PROCESSING MACHINERY (50.1 MILLION) COMMUNICATIONS PROJECT REFRIGERATED WAREHOUSING				
		1974 DEC	CREDIT AGRICULTURAL INDUSTRY (830.0)	73.0			C



TABLE 74

SUMMARY OF INFORMATION ON COMMUNIST ECONOMIC CREDITS AND GRANTS TO LESS DEVELOPED COUNTRIES  
IN THE NEAR EAST AND SOUTH ASIA - BY DATE EXTENDED  
1954 - DECEMBER 1976  
(CONTINUED)

RECIPIENT COUNTRY	DATE EXTENDED YEAR MONTH	PROJECTS	MILLION CURRENT US \$	STATUS
			EXTENDED	DRAWN
SYRIA	1974 DEC	BILLION)		
		TOTAL	86.0	0.9
CZECHOSLOVAKIA	1955 JUL-DEC	2 CEMENT PLANTS	4.5	4.5
	1955 JUL-DEC	SUGAR REFINERY, DAMASCUS	1.3	1.3
	1955 JUL-DEC	CHINA FACTORY	0.2	0.2
	1956 DEC	SUGAR REFINERY, HOMS	1.3	1.3
	1957 MAR	SUGAR REFINERY, DAMASCUS	1.1	1.1
	1957 MAR	PETROLEUM REFINERY, HOMS	11.3(A)	11.3
	1960 DEC	MUNICIPAL DEVELOPMENT 46 ELECTRIC GENERATORS (80.4 MILLION)	2.0	2.0
	1964 JUN	SUGAR REFINERY, GHAB	5.2(A)	5.2
	1966 DEC	EXPANSION OF PETROLEUM REFINERY, HOMS	29.5(A)	29.5
	1974 JUL	LINE OF CREDIT SUGAR REFINERY BEET SUGAR MILL TEXTILE PLANT, LATANIA (\$15.0 MILLION) COTTON SPINNING MILL, IDLIB (\$36.0 MILLION) EXPANSION OF FERTILIZER PLANT.	100.0	22.5

SECRET

243  
SECRET

~~SECRET~~

TABLE 24

SUMMARY OF INFORMATION ON COMMUNIST ECONOMIC CREDITS AND GRANTS TO LESS DEVELOPED COUNTRIES IN THE NEAR EAST AND SOUTH ASIA BY DATE EXTENDED 1954 - DECEMBER, 1978 (CONTINUED)

RECIPIENT	COMMUNIST COUNTRY	DATE EXTENDED	PROJECTS	EXTENDED	DRAMA	STATUS
		YEAR MONTH		BILLION CURRENT US \$		
SRI LANKA	EAST GERMANY	1966 FEB	LINE OF CREDIT TEXTILE MILL, THULIRIYA (\$23.0 MILLION) COMMODITIES (IRON AND BASIC MATERIALS) TELEPHONE NETWORK COARSE YARN SPINNING MILL MATTEGAMA (\$9.5 BILLION) TELEPRINTERS	42.0(A)	26.3	C C UC UC C
			TOTAL	42.0	26.3	
	HUNGARY	1972 JAN	CREDIT -- MACHINERY AND EQUIPMENT ALUMINUM PLANT PHARMACEUTICAL PLANT RESEARCH EQUIPMENT (\$0.4 BILLION)	10.0	0.1	S UC
			TOTAL	10.0	0.1	
	POLAND	1963 APR	LINE OF CREDIT HARDWARE AND TOOLS FACTORY, GAMPANA (\$0.7 BILLION) RURAL ELECTRIFICATION HARDBOARD FACTORY TRACTOR ASSEMBLY PLANT SPINNING MILL	0.0(A)	0.0	C C
			TOTAL	0.0	0.0	

244  
~~SECRET~~

TABLE 24

SUMMARY OF INFORMATION ON COMMUNIST ECONOMIC CREDITS AND GRANTS TO LESS DEVELOPED COUNTRIES  
IN THE NEAR EAST AND SOUTH ASIA, BY DATE EXTENDED  
1954 - DECEMBER 1976  
(CONTINUED)

RECIPIENT	COMMUNIST COUNTRY	DATE EXTENDED	PROJECTS	EXTENDED	DRAWN	STATUS
		YEAR MONTH			MILLION CURRENT US \$	
DRI LANKA	PRC	1957 SEP	GRANT RAILWAY CARS (\$6.8 MILLION) PUGODA TEXTILE COMPLEX EQUIPMENT FOR 90 TEXTILE CENTERS (\$6.4 MILLION) COMMODITIES	15.8	15.8	C
		1958 SEP	CREDIT -- RICE	10.9	10.9	C
		1962 OCT	GRANT TEXTILE IMPORTS (\$4.2 MILLION) COMMODITIES	10.5	10.5	C
		1964 OCT	CREDIT --- MACHINERY AND EQUIPMENT RAILROAD CARS (\$1.3 MILLION)	4.2	4.2	C
		1970	GRANT INTERNATIONAL CONFERENCE HALL FOREIGN EXCHANGE FOR HALL MAINTENANCE	3.2	3.2	C
		1970 SEP	CREDIT -- RICE (100,000 METRIC TONS)	0.9	0.9	C
		1971 MAY	CREDIT -- FOREIGN EXCHANGE	25.2	25.2	C
		1971 OCT	CREDIT -- RICE (100,000 METRIC TONS)	0.5	0.5	C
		1972 APR	CREDIT -- CARGO SHIP	0.8	0.8	C
		1972 JUL	LINE OF CREDIT GIN GANGA IRRIGATION AND FLOOD CONTROL SCHEME (\$31.3 MILLION) FISH BREEDING FARM	44.0	0.7	DC C

SECRET

SECRET

TABLE 2A  
 SUMMARY OF INFORMATION ON COMMUNIST ECONOMIC CREDITS AND GRANTS TO LESS DEVELOPED COUNTRIES  
 IN THE NEAR EAST AND SOUTH ASIA BY DATE EXTENDED  
 1954 - DECEMBER 1976  
 (CONTINUED)

RECIPIENT	COMMUNIST COUNTRY	DATE EXTENDED	PROJECTS	EXTENDED	DRAMA	STATUS	
BALE LARKA	PRC	1972 JUL	(50.8 MILLION) FINISHING MILL, PUGODA COMPLEX (510.4 MILLION) SHEETGLASS FACTORY			UC	
		1972 JUL	CREDIT -- INTEGRATED TEXTILE MILL MINERIYA	8.1	0.9	UC	
		1972 SEP	CREDIT -- CARGO SHIP	0.9	0.9	C	
		1972 DEC	CREDIT -- FOREIGN EXCHANGE (51.8 MILLION)	1.0	1.0	C	
		1973 DEC	GRANT -- RICE (40,000 METRIC TONS)	14.0	14.0	C	
		1974	CREDIT -- FOREIGN EXCHANGE	4.2	4.2	C	
		1974 JUL	GRANT -- TRACTORS	0.3	0.3	C	
		1976 JAN	CREDIT -- FOREIGN EXCHANGE	3.0	3.0	C	
		TOTAL		161.0	110.0		
		ROMANIA		1968	LINE OF CREDIT TIMBER COMBINE, AVISANELLA FOREST EXPLOITATION HOTEL, MANDY	2.5(B)	1.4
1974 JULY	CREDIT -- RAILROAD CARS			10.6			
TOTAL	13.1			1.4			

TABLE 7A

SUMMARY OF INFORMATION ON COMMUNIST ECONOMIC CREDITS AND GRANTS TO LESS DEVELOPED COUNTRIES  
IN THE NEAR EAST AND SOUTH ASIA BY DATE EXTENDED  
1954 - DECEMBER 1976  
(CONTINUED)

RECIPIENT COUNTRY	DATE EXTENDED	PROJECTS	EXTENDED	DRAMA	STATUS
SOVIET UNION	1956 FEB	LINE OF CREDIT	30.0	23.4	C
		DEVELOPMENT OF SUGAR CANE ACREAGE - MANTALAI (50.8 MILLION)			
		SURVEY MALWATU OYA BASIN RESERVOIR HEADWORKS (50.2 MILLION)			C
		IRON AND STEEL WORKS - HOMOYAMA-ORUMALA, STAGE I (512.0 MILLION)			C
		TIRE FACTORY - RELANIYA (57.5 MILLION)			C
		DEVELOPMENT OF COTTON ACREAGE - HAMBANTOTA (50.2 MILLION)			C
		COLD STORAGE PLANT - KANDY (50.1 MILLION)			C
		RELANI GANGA BASIN IRRIGATION SURVEY (50.1 MILLION)			C
		FLOUR MILL - COLOMBO (51.7 MILLION)			C
		IRON AND STEEL WORKS - STAGE II - HOMOYAMA-ORUMALA (56.0 MILLION)			UC
		HYDROPOWER SURVEY			UC
	1965 JAN	GRANT - PRE-FABRICATED HOUSING PLANT	0.9	0.9	C
	1970 NOV	TRADE CREDIT - MACHINERY AND EQUIPMENT (01)	0.4	0.6	UC
		TRACTORS (51.0 MILLION)			C
		FLOUR MILL EQUIPMENT (50.3 MILLION)			C
	1973	CREDIT - PETROLEUM AND GAS EXPLORATION - MANNAR ISLAND (52.6 MILLION)	3.0(1)	3.3	UC
					C

TABLE 74

SUMMARY OF INFORMATION ON COMMUNIST ECONOMIC CREDITS AND GRANTS TO LESS DEVELOPED COUNTRIES  
IN THE NEAR EAST AND SOUTH ASIA BY DATE EXTENDED  
1954 - DECEMBER 1976  
(CONTINUED)

RECIPIENT	COMMUNIST COUNTRY	DATE EXTENDED	PROJECTS	EXTENDED	DRAMA	STATUS
		YEAR MONTH		MILLION CURRENT US \$		
SRI LANKA	USSR	1973	OFFSHORE MANNAR AND PALK BAYS (\$0.7 MILLION)			C
			ASSOCIATED SURVEYS (\$0.5 MILLION)			DC
		1975 FEB	CREDIT - HYDROPOWER PROJECT SAMALANAVA DAM AND HYDROPOWER STATION TRANSMISSION LINES IRRIGATION FACILITIES	57.0	0.2	DC
		TOTAL		100.1	30.4	
		ESTIMATED MINIMUM TOTAL FOR SRI LANKA		335.1	198.0	
SYRIA	BULGARIA	1966 JUN	LINE OF CREDIT 33 SMALL DAMS FOOD PROCESSING CATTLE BREEDING STATIONS WINE DISTILLERY - AS-SUMAYDA (\$0.2 MILLION) PHOSPHATE INDUSTRY DEVELOPMENT AL SHARQIYA (\$3.0 MILLION) GRAIN SILO - LATAKIA TOBACCO PROCESSING MACHINERY (\$0.1 MILLION) COMMUNICATIONS PROJECT REFRIGERATED WAREHOUSING	15.0(A)	0.5	DC
		1974 DEC	CREDIT AGRICULTURAL INDUSTRY (\$30.0)	73.0		C

TABLE 74

SUMMARY OF INFORMATION ON COMMUNIST ECONOMIC CREDITS AND GRANTS TO LESS DEVELOPED COUNTRIES  
IN THE NEAR EAST AND SOUTH ASIA BY DATE EXTENDED  
1954 - DECEMBER 1976  
(CONTINUED)

RECIPIENT COUNTRY	DATE EXTENDED	PROJECTS	AMOUNT (MILLION)	STATUS
SYRIA	1974 DEC	BILLION		
	TOTAL		88.0	0.5
CZECHOSLOVAKIA	1955 JUL-DEC	2 CEMENT PLANTS	4.5	0.5
	1955 JUL-DEC	SUGAR REFINERY - DAMASCUS	1.3	1.3
	1955 JUL-DEC	CHINA FACTORY	0.2	0.2
	1956 DEC	SUGAR REFINERY - HOMS	1.3	1.3
	1957 MAR	SUGAR REFINERY - DAMASCUS	1.1	1.1
	1957 MAR	PETROLEUM REFINERY - HOMS	11.3(A)	11.3
	1960 DEC	MUNICIPAL DEVELOPMENT 46 ELECTRIC GENERATORS (150.4 MILLION)	2.0	2.0
	1964 JUN	SUGAR REFINERY - GHAB	5.2(A)	5.2
	1966 DEC	EXPANSION OF PETROLEUM REFINERY - HOMS	29.5(A)	29.5
	1974 JUL	LIME OF CREDIT SUGAR REFINERY BEET SUGAR MILL TEXTILE PLANT - LATAKIA (1515.0 MILLION) COTTON SPINNING MILL - IDLIB (136.0 MILLION) EXPANSION OF FERTILIZER PLANT.	100.0	22.5

TABLE 2A

SUMMARY OF INFORMATION ON COMMUNIST ECONOMIC CREDITS AND GRANTS TO LESS DEVELOPED COUNTRIES  
IN THE NEAR EAST AND SOUTH ASIA, BY DATE EXTENDED  
1954 - DECEMBER 1976  
(CONTINUED)

RECIPIENT COUNTRY	DATE EXTENDED YEAR MONTH	PROJECTS	EXTENDED	MILLION CURRENT US \$	STATUS		
CZECHOSLOVAKIA	1974 JUL	HOVS			S		
		CITRIC ACID PLANT			UC		
		CERAMICS PLANT - DAMASCUS			UC		
		TIRE PLANT - NAWA					
		EXPANSION OF POWERPLANT - HOVS					
		184.7 MILLION					
		RADIO TRANSMITTERS					
		TOTAL	197.2	79.7			
		EAST GERMANY	1955 SEP	WEAVING M/L	0.1	0.1	C
			1956 JUL	CEMENT PLANT - ALEPPO	1.9	1.9	C
1956 SEP	TEXTILE MILL		0.4	0.4	C		
1957 JUL-DEC	SHOE FACTORY - HOVS		0.2	0.2	C		
1957 JUL-DEC	HOSPITAL EQUIPMENT		0.1	0.1	C		
1965 JAN-JUN	CREDIT -- EQUIPMENT FOR EUPHRATES RIVER	1.1	1.1	C			
	1966 APR	LINE OF CREDIT FOUNDRY	25.0(A)	19.9	UC		
		PORT EQUIPMENT, TARTUS			UC		
		WATER PURIFICATION AND STORAGE EQUIPMENT (50.6 MILLION)			C		
		3 CEMENT PLANTS (56.0 MILLION)			UC		
		POWER TRANSMISSION EQUIPMENT (56.2 MILLION)			UC		
		PAPER MILL EQUIPMENT					



TABLE 74

SUMMARY OF INFORMATION ON COMMUNIST ECONOMIC CREDITS AND GRANTS TO LESS DEVELOPED COUNTRIES  
IN THE NEAR EAST AND SOUTH ASIA BY DATE EXTENDED  
1954 - DECEMBER 1976  
(CONTINUED)

RECIPIENT COUNTRY	DATE EXTENDED YEAR MONTH	PROJECTS	MILLION CURRENT US \$	EXTENDED	DRAWN	STATUS			
SYRIA	1966 APR	9 AUTOMATIC FLOUR MILLS (87.2 MILLION)				UC			
		HIGHWAY CONSTRUCTION EQUIPMENT (53.6 MILLION)				C			
		AID TO HIGHER EDUCATION (55.5 MILLION)				UC			
		TOBACCO PLANT PREFAB HOUSING PLANT				C C			
HUNGARY	1975 APR	LINE OF CREDIT		72.0 (U)	27.3	UC			
		TRACTOR PLANT - ALEPPO				UC			
		COTTON SPINNING MILL - AL HASAKAH (55.0 MILLION)				C			
		ROLLING MILL				UC			
		CEMENT PLANTS (537.2 MILLION)				C			
		DAMASCUS				UC			
		MAMA				UC			
		ALEPPO				UC			
		TOTAL					100.8	50.9	
		HUNGARY				1966 AUG	LINE OF CREDIT		14.0
TELEPHONE NETWORK (51.0 MILLION)									
30 WATER TOWERS - DAMASCUS									
BICYCLE PLANT									
CEMENT PLANT									
HUNGARY	1974 MAR	3 CANNERIES (59.0 MILLION)				UC			
		DAYR AZ-ZAHR IDLIB							
HUNGARY	1974 MAR	CREDIT -- ADDED TO 1966 CREDIT		12.0	7.7	UC			
		LIGHT BULB FACTORY - ALEPPO							

SECRET

251  
SECRET

TABLE 24

SUMMARY OF INFORMATION ON COMMUNIST ECONOMIC CREDITS AND GRANTS TO LESS DEVELOPED COUNTRIES  
IN THE NEAR EAST AND SOUTH ASIA, BY DATE EXTENDED  
1954 - DECEMBER 1976  
(CONTINUED)

RECIPIENT	COMMUNIST COUNTRY	DATE EXTENDED	PROJECTS	EXTENDED	DRAWN	STATUS
SYRIA	HUNGARY	1974 MAR	(\$4.5 MILLION)			
			RAILROAD EQUIPMENT			UC
			AGRICULTURAL MACHINERY			UC
			TEXTILE MILLS (\$0.5 MILLION)			C
			DISTILLATION PLANT (\$0.2 MILLION)			C
			WIRE AND CABLE PLANT (\$6.7 MILLION)			UC
TOTAL				26.0	11.2	
POLAND		1949 JUN	LINE OF CREDIT (R)	25.0	13.5	C
			SLAUGHTERHOUSE: ALEPPO 150.0 BILLION)			C
			PHOSPHATE MINE EXPLOITATION (85.0 MILLION)			C
			STEEL ROLLING MILL: HAMA 155.0 MILLION)			C
			SPINNING MILL: ALEPPO			C
			IRON ORE EXPLORATION			C
			GLASSWARE PLANT			C
			TELEPHONE ASSEMBLY PLANT			C
			CREDIT ADDED TO 1965 CREDIT	15.0		
			SLAUGHTERHOUSES:			
HAMS						
HAMA						
LATAKIA						
BREAD FACTORY						
CIGARETTE FACTORY						
SUGAR PLANT						
FERTILIZER PLANT						
RAILROAD REPAIR SHOP						
WATER DISTILLATION PLANTS						

TABLE 74

SUMMARY OF INFORMATION ON COMMUNIST ECONOMIC CREDITS AND GRANTS TO LESS DEVELOPED COUNTRIES  
IN THE NEAR EAST AND SOUTH ASIA: BY DATE EXTENDED  
1954 - DECEMBER 1976  
(CONTINUED)

RECIPIENT COUNTRY	COMMUNIST COUNTRY	DATE EXTENDED	PROJECTS	MILLION CURRENT US \$	STATUS
		YEAR MONTH		EXTENDED	DRAMA
SYRIA	POLAND	1973 AUG	CANALS		
			2 TEXTILE MILLS (\$10.4 MILLION)	40.0	13.5
		TOTAL			
YEMEN	PRC	1963 MAY	LINE OF CREDIT	16.3	16.3
			COMMODITIES (\$9.3 MILLION)		
			COTTON TEXTILE MILL MAMA (\$3.6 MILLION)		
			YARN SPINNING MILL MAMA (\$3.4 MILLION)		
YEMEN	PRC	1972 MAY	LINE OF CREDIT	45.0	0.0
			YARN FACTORIES		
			JOLIB (\$4.9 MILLION) (B)		
			DAYR AZ-ZAYR (\$4.9 MILLION) (B)		
			EXPANSION OF YARN FACTORY MAMA (\$3.6 MILLION)		
			SPORTS ARENA, DAMASCUS		
		1973 OCT	GRANT -- FOREIGN EXCHANGE	6.0	6.0
		1973 OCT	GRANT -- WHEAT (12,000 METRIC TONS)	2.2	2.2
		TOTAL		69.5	33.1
ROMANIA	ROMANIA	1968 JUN	CREDIT -- MACHINERY AND EQUIPMENT	25.0	25.0
			OIL PUMPS (\$0.3 MILLION)		
			2 PHOSPHATE PLANTS (\$16.3 MILLION)		

TABLE 74

SUMMARY OF INFORMATION ON COMMUNIST ECONOMIC CREDITS AND GRANTS TO LESS DEVELOPED COUNTRIES  
IN THE NEAR EAST AND SOUTH ASIA BY DATE EXTENDED  
1954 - DECEMBER 1976  
(CONTINUED)

RECIPIENT	COMMUNIST COUNTRY	DATE EXTENDED	PROJECTS	EXTENDED	STATUS
SYRIA	ROMANIA	1968 JUN	AL-SHAROLIYAN MANUFACTURING OILFIELD EQUIPMENT (\$7.8 MILLION) ORE HANDLING FACILITIES, TARTUS (\$0.6 MILLION)	78.0	C C C C
		1972 OCT	CREDIT -- ADDED TO 1968 CREDIT PETROLEUM REFINERY, TARTUS CHEMICAL EQUIPMENT OIL EXPLOITATION MINERAL OIL PLANT CEMENT PLANTS-ALEPPO, HAMA, HOMS FLOUR MILLS BRICK PLANT TANNERIES SUGAR REFINERIES BREWERY WATER PURIFICATION PLANT TRACTOR ASSEMBLY PLANT DAIRY COMPLEX, ALEPPO FOOD AND LIGHT INDUSTRIAL EQUIP- MENT AGRICULTURAL AND IRRIGATION MACHINERY FOR LAND RECLAMATION EXPANSION OF PHOSPHATE PLANT MANUFACTURING (\$12.0 MILLION)	9.0	UC S
		1972 OCT	CREDIT -- MACHINERY AND EQUIPMENT ORE HANDLING FACILITIES, TARTUS	18.0	UC UC
		1972 OCT	CREDIT -- OIL REFINERY, BARTAS MACHINERY AND EQUIPMENT (\$12.1 MILLION)	178.0(A)	UC

TABLE 74

SUMMARY OF INFORMATION ON COMMUNIST ECONOMIC CREDITS AND GRANTS TO LESS DEVELOPED COUNTRIES  
IN THE NEAR EAST AND SOUTH ASIA BY DATE EXTENDED  
1954 - DECEMBER 1976  
(CONTINUED)

RECIPIENT COUNTRY	COMMUNIST COUNTRY	DATE EXTENDED YEAR MONTH	PROJECTS	EXTENDED	MILLION CURRENT US \$	STATUS
SYRIA	ROMANIA	1972 OCT	FOREIGN EXCHANGE TO PURCHASE EQUIPMENT AND SERVICES FROM THIRD COUNTRIES (\$57.5 MILLION)			
		1974 SEP	CREDIT - 3L-TARBAL SUPERPHOSPHATE COMPLEX, HOMS MACHINERY AND EQUIPMENT (\$62.6 MILLION)	95.6(A)	30.0	LC
			FOREIGN EXCHANGE TO PURCHASE EQUIPMENT AND SERVICES FROM THIRD COUNTRIES (\$33.0 MILLION)			
			TOTAL	392.2	121.0	
USSR		1957 OCT	LINE OF CREDIT EUPHRATES VALLEY SURVEYS (\$1.3 MILLION)	100.0(H)	100.0	C
			ORONTES RIVER AND GHAB VALLEY DEVELOPMENT			C
			OTHER AGRICULTURAL SURVEYS (\$3.6 MILLION)			C
			LATAKIA-QAMISHLI RAILROAD PROJECTS (\$40.0 MILLION)			C
			NITRATE FERTILIZER FACTORY, HOMS (\$13.5 MILLION)			C
			PETROLEUM EXPLORATION AND GEOLOGICAL SURVEY (\$17.6 MILLION)			C
			PIPELINE DESIGN, KARACHUK-TARTUS FORESTRY RESEARCH CENTER, LATAKIA DRY FARMING RESEARCH CENTER, QAMISHLI			C

SECRET

255  
SECRET

TABLE 24

SUMMARY OF INFORMATION ON COMMUNIST ECONOMIC CREDITS AND GRANTS TO LESS DEVELOPED COUNTRIES  
IN THE NEAR EAST AND SOUTH ASIA, BY DATE EXTENDED  
1954 - DECEMBER 1976  
(CONTINUED)

RECIPIENT	COMMUNIST COUNTRY	DATE EXTENDED	PROJECTS	EXTENDED	DRAWN	STATUS
SYRIA	USSR	1957 OCT	COTTON RESEARCH CENTER, HAOQA	133.3	133.3	C
			MASYAN ELECTRIC POWER STATION (\$1.2 MILLION)			C
			TOPOGRAPHICAL SURVEY (80.5 MILLION)			C
			GEOLOGICAL STUDIES (\$1.0 MILLION)			C
			BRIDGE STUDIES			C
			CONCRETE REINFORCING ROD PLANT			C
			PETROLEUM PRODUCTS STORAGE			C
			LOCOMOTIVES, SWITCHING ENGINES			C
			RAILROAD CARS (\$11.0 MILLION)			C
			EUPHRATES DAM, TABQA, STAGE 1			1966 DEC
1970	USSR	1970	CREDIT - TELECOMMUNICATIONS EQUIPMENT	(3)		
			GRANT - EXPERIMENTAL FARM MASKANAH	0.3	0.3	C
1972 FEB	USSR	1972 FEB	LINE OF CREDIT	59.2	59.2	C
			PETROLEUM DEVELOPMENT (\$30.0 MILLION)			C
			RAILROAD AND WATER RESOURCE DEVELOPMENT (\$25.3 MILLION)			UC
			DAMASCUS-HOMS-ALEPPO RAILWAY (\$11.0 MILLION)			UC
			WATER PURIFICATION ALEPPO (\$1.2 MILLION)			UC
			PALMYRA-HOMS RAILWAY			UC
			TARTUS-HOMS RAILWAY			UC
1972 JUL	USSR	1972 JUL	LINE OF CREDIT ELECTRIFICATION (\$18.0 MILLION) POWERLINES	28.8	14.0	UC

SECRET

256  
SECRET

TABLE 24

SUMMARY OF INFORMATION ON COMMUNIST ECONOMIC CREDITS AND GRANTS TO LESS DEVELOPED COUNTRIES  
IN THE NEAR EAST AND SOUTH ASIA, BY DATE EXTENDED  
1954 - DECEMBER 1976  
(CONTINUED)

RECIPIENT	COMMUNIST COUNTRY	DATE EXTENDED	PROJECTS	DATE	BILLION CURRENT US \$	STATUS	
SYRIA	USSR	1972 JUL	TABQA-A'EPPO-LATAKIA			UC	
			TABQA-HIMA-DAMASCUS			C	
			MAMA-MOMS-TARTUS			S	
			TARTUS-LATAKIA			S	
			IRRIGATION AND LAND RECLAMATION (S10.8 MILLION)			UC	
		1974 APR	MESKENE BASIN AND TABQA				UC
			LINE OF CREDIT	143.0 (D)			UC
			IRRIGATION AND LAND RECLAMATION: NAHR AL-KABIR (S19.8 MILLION)				UC
			PORT EXPANSION, LATAKIA (S36.5 MILLION)				UC
			EUPHRATES DAM, STAGE II (S50.0 MILLION) (B)				UC
TURKEY	USSR	1955 APR	FISHERIES DEVELOPMENT, AL-ASAD LAKE			UC	
			PETROCHEMICAL LAB, RUWAILAN			UC	
			CREDIT -- ADDED TO 1972 CREDIT FOR LAND RECLAMATION	7.3	2.0	UC	
		LINE OF CREDIT		300.0 (D)			
		TOTAL		767.9	323.6		
		ESTIMATED MINIMUM TOTAL FOR SYRIA		1641.6	640.3		
		CZECHOSLOVAKIA		5.0	5.0	C	
		150 RAILROAD CARS					

SECRET

257  
SECRET

TABLE 24

SUMMARY OF INFORMATION ON COMMUNIST ECONOMIC CREDITS AND GRANTS TO LESS DEVELOPED COUNTRIES  
IN THE NEAR EAST AND SOUTH ASIA, BY DATE EXTENDED  
1954 - DECEMBER 1976  
(CONTINUED)

RECIPIENT	COMMUNIST COUNTRY	DATE EXTENDED	PROJECTS	BILLION CURRENT US \$		STATUS	
				EXTENDED	GRANT		
TURKEY	CZECHOSLOVAKIA	1956 JAN-JUN	TEXTILE MILL, ISTANBUL	0.7	0.7	C	
		1957 JUL	EQUIPMENT FOR DIESEL ENGINE FACTORY, ISTANBUL	0.7(A)	0.7	C	
		1958	2 CERAMICS FACTORIES BOZUYUK (\$1.7 BILLION)		3.4	3.4	C
			YARINCA (\$1.7 BILLION)				C
		1976 JAN	AGREEMENT IN PRINCIPLE(S)				
			TOTAL	9.0	9.0		
	HUNGARY	1956 MAR	VEGETABLE OIL PLANT, ISTANBUL	0.1(A)	0.1	C	
			TOTAL	0.1	0.1		
	POLAND	1956 DEC	TEXTILE DYE PLANT, TARSUS	3.0	3.0	C	
		1963 OCT	BORAX AND SORIC ACID PLANT, KIZILBUYUK	0.8(A)	0.8	C	
		1969 JUN	4 SHIPS	5.6	5.6	C	
		1972 JAN	CREDIT -- TEXTILE MILL MACHINERY	2.7	2.7	C	
		1972 JAN	CREDIT -- MACHINERY AND EQUIPMENT FOR TUNCBILEK POWER PLANT	35.0(B)	35.0	C	
		1972 JUN	CREDIT -- SODA ASH PLANT, BERSIN	10.5	10.5	C	

~~SECRET~~



TABLE 74

SUMMARY OF INFORMATION ON COMMUNIST ECONOMIC CREDITS AND GRANTS TO LESS DEVELOPED COUNTRIES  
IN THE NEAR EAST AND SOUTH ASIA BY DATE EXTENDED  
1954 - DECEMBER 1976  
(CONTINUED)

RECIPIENT COUNTRY	DATE EXTENDED		PROJECTS	MILLION CURRENT U.S. \$		STATUS
	YEAR	MONTH		EXTENDED	DRABM	
TURKEY	1973	MAR	CREDIT -- TEXTILE MILL - MAVSA	2.9	2.9	C
	1975	SEP	CREDIT -- 120 LOADERS FOR ROAD CONSTRUCTION	2.0		
			TOTAL	69.3	66.8	
ROMANIA	1976	JUN	CREDIT -- PETROLEUM REFINERY	200.0		
			TOTAL	200.0		
USSR	1958	FEB	ROAD CONSTRUCTION EQUIPMENT	2.0	2.0	C
	1958	AUG	FLOUR MILL	0.2	0.2	C
	1959	JUN	TEXTILE MILLS	3.0	3.0	C
	1967	MAR	LINE OF CREDIT	200.0	200.0	C
			STEEL MILL - ISKENDERUM, STAGE I (\$97.0 MILLION)			
			ALUMINUM PLANT - SEVDISEHIR (\$64.0 MILLION)			
		POWER PLANT - OYMAPINAR (\$25.0 MILLION)				
		SULPHURIC ACID PLANT, BANDIRMA (2.4 MILLION)				
		PETROLEUM REFINERY, IZMIR (\$24.2 MILLION)				
		FIBERBOARD PLANT, ARTVIN (\$2.0 MILLION)				

SECRET

TABLE 24

SUMMARY OF INFORMATION ON COMMUNIST ECONOMIC CREDITS AND GRANTS TO LESS DEVELOPED COUNTRIES  
IN THE NEAR EAST AND SOUTH ASIA - BY DATE EXTENDED  
1954 - DECEMBER 1976  
(CONTINUED)

RECIPIENT COUNTRY	COMMUNIST COUNTRY	DATE EXTENDED YEAR MONTH	PROJECTS	MILLION CURRENT US \$		STATUS
				EXTENDED	DRAWN	
TURKEY	USSR	1969 OCT	CREDIT ADDED TO 1967 CREDIT STEEL MILL, ISKENDERUN, STAGE I	120.0	120.0	C
		1969 OCT	TRADE CREDIT (C) STEEL MILL, ISKENDERUN	46.0	46.0	C
		1972 DEC	CREDIT -- STEEL MILL ISKENDERUN STAGE II	158.0	18.0	UC
		1975 JUL	AGREEMENT IN PRINCIPLE (S) STEEL MILL, ISKENDERUN, STAGE III SEYDISEHIR ALUMINUM COMPLEX EXPANSION THERMAL POWER PLANTS CANNAKALE BALU	650.0		
		TOTAL		1179.2	308.2	

ESTIMATED MINIMUM TOTAL FOR TURKEY

456.6

TABLE 24

SUMMARY OF INFORMATION ON COMMUNIST ECONOMIC CREDITS AND GRANTS TO LESS DEVELOPED COUNTRIES IN THE NEAR EAST AND SOUTH ASIA BY DATE EXTENDED 1954 - DECEMBER 1976 (CONTINUED)

RECIPIENT COUNTRY	COMMUNIST COUNTRY	DATE EXTENDED YEAR MONTH	PROJECTS	MILLION CURRENT US \$		STATUS
				EXTENDED	DRAWN	

SYMBOLS USED IN TABLE 24 HAVE THE FOLLOWING MEANINGS -- S - UNDER SURVEY, UC - UNDER CONSTRUCTION OR BEING IMPLEMENTED, CS - CONSTRUCTION SUSPENDED, AND C - COMPLETED.

- (A) THE AMOUNT EXTENDED REFLECTS AN ADJUSTMENT FOR DOMPAYMENTS.
- (B) MINIMUM ESTIMATED VALUE.
- (C) ADDITIONAL CREDITS FOR THESE PROJECTS WERE EXTENDED IN MAY 1962.
- (D) SOVIET CREDITS THAT HAVE SHORTER REPAYMENT PERIODS THAN MOST AID CREDITS AND WHICH ARE USUALLY FOR THE PURCHASE OF CAPITAL GOODS OR FOR ASSISTANCE TO SMALL PROJECTS.
- (E) CREDITS EXTENDED TO PAKISTAN PRIOR TO DECEMBER 1971 KNOWN TO HAVE BEEN DESIGNATED FOR USE IN THE EASTERN SECTOR HAVE BEEN DEDUCTED FROM AMOUNTS ORIGINALLY EXTENDED TO PAKISTAN AND REALLOCATED TO BANGLADESH.
- (F) ORIGINAL CREDIT OF \$12.0 MILLION WAS CANCELLED DECEMBER, 1975, AND REDUCED TO LEVEL OF DRAWINGS.
- (G) THESE CREDITS PREVIOUSLY EXTENDED TO PAKISTAN; REINSTATED IN 1972.
- (H) CREDIT ORIGINALLY FOR \$25.0 MILLION REDUCED BY \$9.0 MILLION, THE AMOUNT SAVED DURING CONSTRUCTION.
- (I) INCLUDES \$44.4 MILLION OF CREDITS ORIGINALLY EXTENDED IN 1965, BUT INCORPORATED IN THE LINE OF CREDIT IN 1964.
- (J) THE AMOUNT EXTENDED IS NOT KNOWN.
- (K) CREDIT ORIGINALLY FOR \$84.0 MILLION FOR DELIVERY OF 33 SHIPS. REDUCED TO AMOUNT DELIVERED BY 1969 BECAUSE CONTRACT BELIEVED TO HAVE BEEN CANCELLED. THIS AMOUNT ALSO REFLECTS AN ADJUSTMENT FOR DOM PAYMENT.
- (L) CREDIT EXPIRED ON 31 MARCH 1972. REDUCED FROM ORIGINAL \$84 MILLION TO \$66.7 MILLION, THE AMOUNT OBLIGATED BY THAT DATE.
- (M) THE AGREEMENT DOES NOT ESTABLISH A LIMIT TO THE AMOUNT OF ASSISTANCE. NEW PROJECTS MAY BE ADDED IN THE FUTURE.
- (N) THE \$20 MILLION AGREEMENT SIGNED IN 1972 IS BELIEVED TO INCLUDE A \$10 MILLION CREDIT EXTENDED IN 1967 FOR SIMILAR PROJECTS.
- (O) ESTIMATED \$25.0 MILLION SUBSUMED \$5.5 MILLION CREDIT EXTENDED IN 1959.
- (P) CONVERTED FROM CREDITS TO GRANTS IN 1972.
- (Q) EXTENDED TO REPLACE \$25 MILLION 1969 CREDIT THAT EXPIRED IN 1975; NEW CREDIT TO EXPIRE IN 1980.
- (R) EXTENDED TO REPLACE \$15 MILLION 1962 CREDIT THAT EXPIRED IN 1964.
- (S) NO ACTUAL COMMITMENTS YET MADE. VALUE OF INDIVIDUAL PROJECTS WILL BE DETERMINED BY SEPARATE AGREEMENTS.