

22244



Directorate of  
Intelligence

~~Secret~~

CIA GI 82-16693

## Communist Aid to Non-Communist Less Developed Countries, 1981

A Reference Aid

*Information available as of 31 December 1981  
has been used in the preparation of this report.*

CIA HISTORICAL REVIEW PROGRAM  
RELEASE AS SANITIZED  
1999

This paper was prepared by the

Office of Global Issues. The statistics  
have been coordinated with the Bureau of Intelligence  
and Research of the Department of State and with  
the Defense Intelligence Agency.

Comments and queries are welcome and may be  
directed to

OOI

~~Secret~~

GI 82-10093  
June 1982

**Warning Notice**

**Intelligence Sources  
and Methods Involved  
(WNINTEL)**

**National Security  
Information**

**Unauthorized Disclosure  
Subject to Criminal Sanctions**

**Dissemination Control  
Abbreviations**

NOFORN (NF)	Not releasable to foreign nationals
NOCONTRACT (NC)	Not releasable to contractors or contractor/consultants
PROPIN (PR)	Caution—proprietary information involved
ORCON (OC)	Dissemination and extraction of information controlled by originator
REL...	This information has been authorized for release to...
FGI	Foreign government information
WN	WNINTEL—Intelligence sources and methods involved
	Derivative classification Review 20 years from date Derived from B9c1.2

All material on this page  
is Unclassified.

Communist Aid to  
Non-Communist Less  
Developed Countries,  
1981

Preface

This handbook provides data on Communist military and economic aid activities in the less developed countries (LDCs). It serves as an annex to an assessment of major developments in Communist-LDC military and economic aid relationships in 1981 which will be issued under a separate cover.

The statistics in this handbook update and supersede those in our previous publications

The term *extension* refers to a commitment to provide goods and services, either on deferred payment terms or as grants. Assistance is considered to have been extended when accords are initialed and constitute a formal declaration of intent. For economic aid, credits with repayment terms of five years or more are included. Where terms are known, the credits are designated as "trade credits" if amortization is less than 10 years. For military transactions, all sales are included—whether for cash or provided under credits or grants. The term *drawings* refers to the delivery of goods or the use of services.

As to individual table entries, the term *NEGL* refers to a value of less than \$500,000; *NA* indicates an agreement was signed, but the value was not known; two dots (..) indicate we have no information and presume the value is zero

Until 1975 the annual review of Communist military and economic aid activities was covered in the R-14 reports series, *Aid and Trade Activities of Communist Countries in Less Developed Areas of the Free World*, prepared under the aegis of the Subcommittee on International Trade and Aid of the Economic Intelligence Committee, USIB. The subcommittee was abolished on 1 October 1974

The term *Communist countries* refers to the following donor countries: the USSR, China, Bulgaria, Czechoslovakia, East Germany, Hungary, Poland, Romania, Cuba, North Korea, and Yugoslavia

The term *less developed countries* includes the following recipient countries: (1) all countries of Africa except the Republic of South Africa; (2) all countries of East Asia except Hong Kong and Japan; (3) Malta, Portugal, and Spain in Europe; (4) all countries in Latin America except Cuba; and (5) all countries in the Middle East and South Asia, except Israel. Kampuchea, Laos, and Vietnam, which became Communist countries in 1975, are reported on for prior years for historical reasons

## Contents

Figures		Page
1.	Communist Military and Economic Agreements, 1954-81	1
2.	Communist Agreements With LDCs	3

Tables		
Summary		
1.	Communist Military and Economic Deliveries to LDCs	4
2.	Communist Military and Economic Agreements Concluded With LDCs, 1954-81	5
3.	Communist Military and Economic Agreements Concluded With LDCs, 1981	7
Military		
4.	Communist Military Agreements Concluded With LDCs, 1981	9
5.	Communist Military Agreements With LDCs: Agreements Concluded and Equipment Delivered, 1955-81	11
6.	Communist Military Agreements Concluded With LDCs, 1955-81	15
7.	USSR: Military Agreements With LDCs	56
8.	Eastern Europe: Military Agreements With LDCs	58
9.	China: Military Agreements With LDCs	60
10.	USSR: Major Military Equipment Items Delivered to LDCs, 1981	62
11.	Communist Countries Other Than the USSR: Major Military Equipment Items Delivered to LDCs, 1981	64
12.	Communist Military Technicians in LDCs, 1980-81	65
13.	Communist Training of LDC Military Personnel in Communist Countries, 1955-81	69
Economic		
14.	Communist Economic Aid Extended to LDCs, 1981	71
15.	Communist Economic Credits and Grants to LDCs: Extensions and Drawings, 1954-81	73
16.	Communist Economic Aid Extended to LDCs, 1954-81	77
17.	USSR: Economic Aid Extended to LDCs	78
18.	Eastern Europe: Economic Aid Extended to LDCs	81
19.	China: Economic Aid Extended to LDCs	84
20.	Communist Economic Technicians in LDCs, 1981	87

21.	Technical Trainees From LDCs Departing for Training in Communist Countries, 1956-81	90
22.	Academic Students From LDCs Trained in Communist Countries, 1956-81	92
Summary of Economic Project Information by Area		
23.	North Africa	97
24.	Sub-Saharan Africa	111
25.	East Asia	181
26.	Europe	195
27.	Latin America	197
28.	Middle East	217
29.	South Asia	263

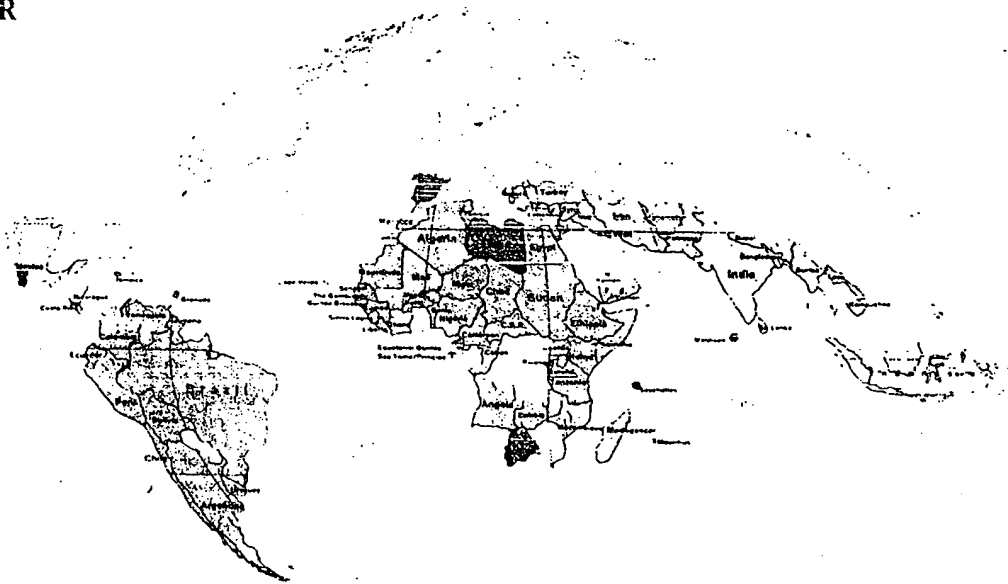
# Communist Military and Economic Agreements With LDC's, 1954-81

Military

Economic

Military and economic

USSR



~~Secret~~

## Eastern Europe

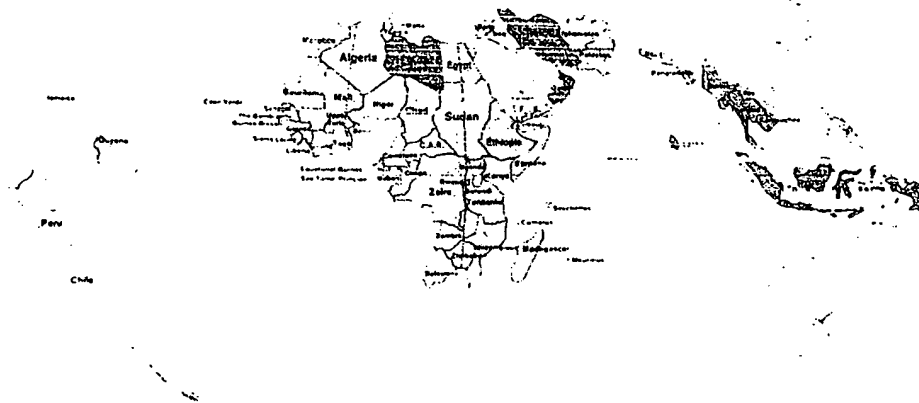
includes the countries of East Germany,  
Poland, Hungary, Czechoslovakia,  
Romania and Bulgaria

~~Secret~~



## China

Note: Western Samba, not shown  
on this map, has economic  
agreements with China.



~~Secret~~

BLANK PAGE

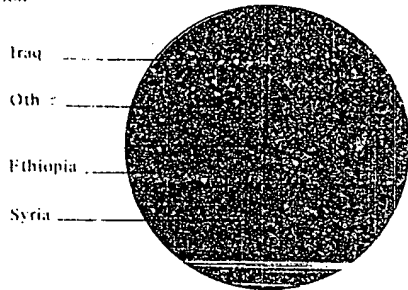


Figure 2  
Communist Agreements With LDCs

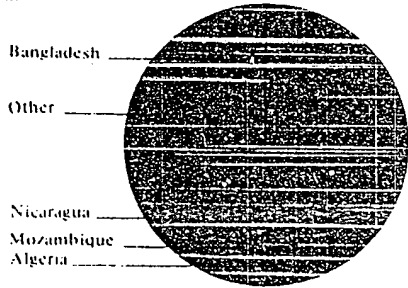
1981 Recipients

- Economic
- Military

\$10.9 Billion



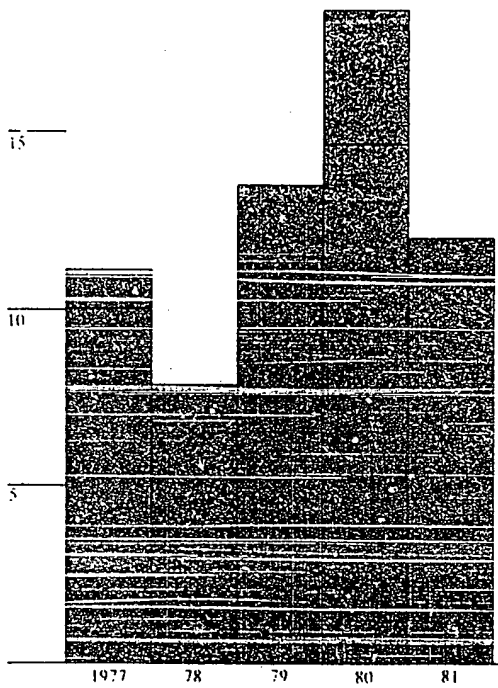
\$1.2 Billion



Economic and Military Aid

- Economic
- Military

Billion US \$



~~Secret~~

Table 1  
Communist Military and Economic Deliveries to LDCs  
Million US \$

	Under Military Agreements				Under Economic Aid Agreements (a)			
	Total	USSR	Eastern Europe	China	Total	USSR	Eastern Europe	China
TOTAL	55,897	(b)49,414	4,905	1,578	17,426	9,766	4,297	3,362
1954-71(c)	8,255	6,918	1,039	298	6,133	4,029	1,254	850
1972					867	432	174	261
1973					979	501	229	249
1974					1,204	702	235	267
1975					968	502	268	199
1976					1,208	474	387	347
1977					1,298	548	481	269
1978					1,170	482	405	284
1979					1,076	574	289	213
1980					1,272	808	254	210
1981					1,252	716	323	213

a. Data for economic deliveries by Cuba, North Korea, and Yugoslavia are not available. Because of rounding, components may not add to the totals shown.

b. An additional \$2.5 billion was delivered by other Communist countries: (a) Cuba (\$148 million), (b) North Korea (\$853 million), and (c) Yugoslavia (\$1,491 million). The Cuban figure excludes \$30 million delivered to Angola in 1975 before independence. Deliveries from these Communist countries in 1976-81 are shown below:

Million US \$

	Total	Cuba	North Korea	Yugoslavia
1976				
1977				
1978				
1979				
1980				
1981				

c. The first military deliveries were in 1955.

This table is Secret Noform Nocontract.

~~Secret~~

~~Secret~~

Table 2  
Communist Military and Economic Agreements Concluded with LDCs  
Million US \$

	Military Agreements(a)				Economic Aid Agreements(b)			
	Total	USSR	Eastern Europe	China	Total(c)	USSR	Eastern Europe	China
TOTAL	80,195	68,414	7,630	4,151	39,722	22,354	11,884	5,484
1954-71(d)	10,140	8,615	1,115	410	13,720	7,888	3,437	2,395
1972					2,204	654	927	623
1973					1,942	714	628	600
1974					1,936	816	839	282
1975					2,902	1,956	546	400
1976					2,020	1,030	836	155
1977					1,100	429	461	210
1978					4,794	3,002	1,573	219
1979					4,117	3,347	646	125
1980					3,798	2,071	1,328	399
1981					1,189	448	664	77

a. An additional \$4.4 billion has been committed by other Communist countries: (a) Cuba (\$145 million), (b) North Korea (\$1,398 million), and (c) Yugoslavia (\$2,832 million).

Note table below for agreements in 1976-81:

MILLION US \$

	TOTAL	CUBA	NORTH KOREA	YUGOSLAVIA
1976				
1977				
1978				
1979				
1980				
1981				

~~Secret~~

~~Secret~~

Table 2  
Communist Military and Economic  
Agreements Concluded with LDCs (Continued)

b. Economic agreements provided by other Communist countries are not available, with the following exceptions:

Million US \$

	Total	Cuba	North Korea	Yugoslavia
1976	37	8	13	16
1977	195	NA	5	190
1978	186	58	NEGL	128
1979	192	36	3	153
1980	245	70	40	135
1981	279	73	31	175

c. Because of rounding, components may not add to totals shown.  
d. The first military agreement was signed in 1955.

~~Secret~~

Table 3

## Communist Military and Economic Agreements Concluded with LDCs, 1981

	Military Agreements (a)				Economic Aid Agreements				Million US \$
	Total	USSR	Eastern Europe	China	Total	USSR	Eastern Europe	China	
TOTAL(b)	10,860	6,059	2,031	2,770	1,189.3	447.5	664.4	77.4	
NORTH AFRICA				7	250.0	NA	250.0	..	
ALGERIA					250.0	NA	250.0	..	
LIBYA					..	..	..	..	
SUB-SAHARAN AFRICA					297.9	126.7	113.8	57.4	
ANGOLA					4.2	4.2	..	..	
BENIN					0.1	..	..	..	
BURUNDI					0.2	0.2	NA	..	
CAPE VERDE					66.7	62.2	4.5	..	
ETHIOPIA					1.3	1.3	(c)	..	
GHANA					0.2	..	..	..	
GUINEA					0.4	0.4	0.2	..	
GUINEA BISSAU					(c)	..	(c)	..	
MADAGASCAR					6.6	6.2	..	0.4	
MALI					120.0	45.0	75.0	..	
MOZAMBIQUE					20.0	..	20.0	(c)	
NIGERIA					1.5	1.5	..	..	
SEYCHELLES					..	..	..	..	
SIERRA LEONE					57.0	..	..	57.0	
SOMALIA					..	..	..	..	
SUDAN					..	..	..	..	
TANZANIA					..	..	..	..	
UGANDA					..	..	..	..	
ZAIRE					5.7	5.7	..	..	
ZAMBIA					14.0	..	14.0	..	
ZIMBABWE					..	..	..	..	
EAST ASIA					..	..	..	..	
INDONESIA					..	..	..	..	

~~Secret~~

Table 3  
Communist Military and Economic Agreements Concluded with LDCs, 1981 (Continued)

	Military Agreements				Economic Aid Agreements				Million US \$
	Total	USSR	Eastern Europe	China	Total	USSR	Eastern Europe	China	
LATIN AMERICA	7								
BOLIVIA		219.2			168.6	50.6			..
BRAZIL		0.4			0.4	0.4			..
COLOMBIA		65.0			55.0	10.0			..
ECUADOR		35.0			35.0	..			..
GUATEMALA		..			..	..			..
NICARAGUA		118.8			78.6	40.2			..
MIDDLE EAST		54.7			54.7	(c)			..
EGYPT		(c)			..	(c)			..
GREECE		..			..	..			..
IRAQ		..			..	..			..
JORDAN		..			..	..			..
LEBANON		..			..	..			..
NORTH YEMEN		54.7			54.7	..			..
OMAN		..			..	..			..
SOUTH YEMEN		..			..	..			..
SRI LANKA		..			..	..			..
UNITED ARAB EMIRATES		..			..	..			..
SOUTH ASIA		367.5			97.5	250.0			20.0
AFGHANISTAN		27.3			27.3	..			..
BANGLADESH		320.2			70.2	250.0			..
INDIA		..			..	..			(c)
MALDIVE ISLANDS		(c)			..	..			20.0
NEPAL		20.0			..	..			..
PAKISTAN		..			..	..			..

b. Other Communist countries concluded agreements totaling \$1,463 million for military and \$279 million for economic aid. See tables 2, 4 and 14 for further details.

c. An economic and technical agreement was signed which calls for long-term economic cooperation without identifying specific projects or the value of assistance to be provided.

~~Secret~~

Million US \$

Table 4  
Communist Military Agreements Concluded With LDCs, 1981 (a)

7

7

~~Secret~~

~~Secret~~

7

7

~~Secret~~  
Million US \$

Table 4  
Communist Military Agreements Concluded With LDCs, 1981 (a) (Continued)

a. Including all validated military agreements for military supplies provided (a) for cash, (b) under credit arrangements, or (c) as grant aid. Values of military agreements are based on export prices charged LDCs.

	Million US \$	
	Cuba	North Korea
Total		
Total	1,463	

~~Secret~~



Table 5  
 Communist Military Agreements with LDCs:  
 Agreements Concluded and Equipment Delivered, 1955-81 (a)

	Agreements Concluded			Equipment Delivered				
	Total	USSR	Eastern Europe	China	Total			China
					USSR	USSR	Eastern Europe	
TOTAL (b)	80,195	68,414	7,630	4,151	55,897	49,414	4,905	1,578
NORTH AFRICA								
ALGERIA(c)	22,020	19,762	1,909	349	11,798	10,602	1,163	33
LIBYA	5,062	4,945	105	12	3,396	3,279	1,105	12
MAURITANIA	16,815	14,743	1,767	305	8,308	7,287	1,021(d)	..
MOROCCO	108	74	33	..	4	30	4	..
TUNISIA	31	..	..	31	20	..	33	1
								20
SUB-SAHARAN AFRICA								
ANGOLA(e)	8,145	7,095	628	422	5,690	4,879	505	306
BENIN	797	64	179	..	750	582	168	..
BOTSWANA	30	29	1	..	23	22	1	..
BURUNDI	8	7	..	1	8	7	..	1
CAMEROON	42	38	2	2	17	14	..	2
CAPE VERDE	7	Neg1	Neg1	7	7	Neg1	Neg1	7
CENTRAL AFRICAN REPUBLIC	65	65	..	..	58	58	..	..
CHAD	13	8	..	5	8	3	..	5
CONGO	7	7	..	Neg1	7	7	..	..
EQUATORIAL GUINEA	116	102	4	10	88	74	4	10
ETHIOPIA	25	25	..	Neg1	21	21	..	..
GABON	4,044	3,932	109	3	2,207	2,097	107	3
GAMBIA	7	..	NA	7	7	..	..	7
GHANA	3	Neg1	..	3	3	Neg1	..	3
GUINEA	25	10	14	1	23	10	12	..
GUINEA BISSAU	182	170	4	8	109	97	4	8
KENYA	43	42	1	..	28	27	1	..
MADAGASCAR	Neg1	Neg1	..	..	Neg1	Neg1	..	..
MALI	117	110	5	2	104	98	4	2
MOZAMBIQUE	164	160	113	4	135	131	..	4
NIGERIA	434	316	113	5	317	230	82	5
RWANDA	230	208	22	..	205	186	19	..
SAO TOME PRINCIPE	8	..	..	8	2	..	..	7
SENEGAL	2	..	..	..	2	..	..	..
SEYCHELLES	NA	..	NA	..	NA	..	NA	..
	8	7	..	1	8	7	..	1

Table 1  
Communist Military Agreements with LDCs:  
Agreements Concluded and Equipment Delivered, 1955-8: (a) (Continued)

	Agreements Concluded				Equipment Delivered				Million US \$
	USSR		China		USSR		China		
	Total	Eastern Europe	Eastern Europe	Total	Total	Eastern Europe	China		
SUB-SAHARAN AFRICA (Continued)									
SIERRA LEONE	5	2	Negl	3	5	2	Negl	3	
SOMALIA	459	402	16	41	443	402	7	34	
SUDAN	208	100	13	95	139	100	11	28	
TANZANIA	551	340	93	118	496	335	65	96	
TOGO	1	..	..	1	1	..	..	1	
UGANDA	155	144	11	Negl	134	123	11	Negl	
ZAIRE	50	..	Negl	50	32	..	Negl	32	
ZAMBIA	324	251	41	32	283	244	8	31	
ZIMBABWE	15	..	..	15	15	..	..	15	
EAST ASIA									
BURMA	1,173	890	222	61	1,151	884	222	45	
INDONESIA	1	Negl	1	Negl	1	Negl	1	Negl	
KAMPUCHEA(f)	1,132	878	217	37	1,110	872	217	21	
PHILIPPINES	37	12	2	23	37	12	2	23	
SOUTH KOREA	1	..	1	..	1	..	1	..	
THAILAND	1	..	1	..	1	..	1	..	
EUROPE									
SPAIN	28	28	..	..	..	..	..	..	
LATIN AMERICA									
COLOMBIA	1,314	1,299	15	..	1,070	1,059	11	..	
GRENADA	8	1	7	..	8	1	7	..	
HAITI	Negl	1	Negl	..	1	1	Negl	..	
HONDURAS	NA	..	NA	..	Negl	..	..	..	

Table 5  
 Communist Military Agreements with DCs:  
 Agreements Concluded and Equipment Delivered, 1955-81 (a) (Continued)

Country	Agreements Concluded				Equipment Delivered				Million US \$
	Total	USSR	Eastern Europe	China	Total	USSR	Eastern Europe	China	
LATIN AMERICA (Continued)									
NICARAGUA	109	102	7	..	9	6	3	..	..
PERU	1,196	1,195	1	..	1,052	1,051	1	..	..
MIDDLE EAST									
CYPRUS(9)	36,983	30,094	4,485	2,404	29,160	26,078	2,686	396	..
EGYPT	5,195	4,141	929	125	4,533	4,125	510	118	..
GREECE	10	1	9	..	10	1	9	..	..
IRAN	2,076	1,944	96	36	1,460	1,455	5	NA	..
IRAQ	14,169	9,887	2,072	2,210	9,064	8,297	1,093	274	..
JORDAN	225	225	..	..	..	..	..	..	..
KUWAIT	51	51	..	..	51	51	..	..	..
LEBANON	22	12	10	..	22	12	10	..	..
NORTH YEMEN	1,205	897	306	2	1,014	859	154	..	..
OMAN	1	1	..	..	1	..	..	..	..
SOUTH YEMEN	1,183	1,157	26	Neg1	1,060	1,036	24	Neg1	..
SYRIA	12,785	11,754	1,001	30	11,094	10,217	875	..	..
TURKEY	7	7	..	..	7	7	..	..	..
UNITED ARAB EMIRATES	2	..	2	..	2	..	..	..	..
SOUTH ASIA									
AFGHANISTAN(h)	10,532	9,246	371	915	7,028	5,912	318	798	..
BANGLADESH	2,802	2,718	84	..	1,151	1,117	34	..	..
INDIA	111	67	Neg1	44	103	67	Neg1	36	..
MALDIVES ISLANDS	6,650	6,398	252	..	4,914	4,665	249	..	..
NEPAL	Neg1	Neg1	..	..	Neg1	Neg1	..	..	..
PAKISTAN	927	48	35	6	8	2	6	..	..
SRI LANKA	34	13	..	21	34	13	..	..	..

Table 5

Communist Military Agreements with DCs:  
Agreements Concluded and Equipment Delivered, 1955-81 (a) (Continued)

a. Values of military agreements and deliveries are based on Communist donor export prices and are adjusted for changes in the dollar value of the currencies denominated in foreign trade transactions. In cases where actual values are not known, Soviet export prices of similar equipment are used as surrogates. As a result of a new study -- completed in early 1980 -- showing a marked, across-the-board rise in export prices for Soviet equipment sold to LDCs since 1973, the figures for 1974-79 were revised in the 1979 publication to reflect the higher export charges and new estimates of sales volume.

b. Excluding Cuban, North Korean and Yugoslav agreements totaling \$4.4 billion and deliveries totaling \$2.5 billion.

c. Excluding aid to Algeria before independence in 1962.

f. Aid transactions prior to formation of the Communist government in 1975.

g. Outstanding orders for most equipment were canceled when the programs became inactive.

h. Excluding Soviet equipment transfers used exclusively by Soviet troops.

~~Secret~~

Table 6 Communist Military Agreements Concluded With LDCs, 1955-81 Million US \$

Recipient and Month and Year Signed	Communist Signatory	Total Value of Agreements(a)		Amount of Aid		Grants or Discounts(c)
		Cash Payments b)	Total	Credits	Total	
TOTAL		60,195	20,964	59,231	50,317	8,914
AFGHANISTAN		2,802,000	9	2,793	461	2,332

7

7

~~Secret~~

7

Million US \$

Table 6  
Communist Military Agreements Concluded With LDCs, 1955-81 (Continued)

Recipient and Month and Year Signed	Communist Signatory	Total Value of Agreements(a)	Cash Payments(b)	Amount of Aid	
				Total	Credits or Discounts(c)
AFGHANISTAN					
		5 062	130	4 932	4 741
					191

7

7  
ALGERIA

7

7

Table 6 Million US \$

Communist Military Agreements Concluded With LDCs, 1955-81 (Continued)

Recipient and Month and Year Signed	Communist Signatory	Total Value of Agreements(a)	Cash Payments(b)	Amount of Aid	Total Credits	Grants or Discounts(c)
ANGOLA		767101			49	767

7

~~Secret~~

~~Secret~~  
BANGKOK

Table 6  
Communist Military Agreements Concluded With LDCs, 1955-81 (Continued)

Million US \$

Recipient and Month and Year Signed	Communist Signatory	Total Value of Agreements(a)	Cash Payments(b)	Amount of Aid	
				Total	Credits
BANGLADESH (Continued)					
		30	5	25	20
					5

7

7  
7  
7

7  
7  
7



Table 6  
Communist Military Agreements Concluded With LDCs, 1955-81 (Continued)  
Million US \$

Recipient and Month and Year Signed	Communist Signat.	Total Value of Agreements(a)	Cash Payments(b)	Amount of Aid		Credits	Grants or Discounts(c)
				Total	Total		
BURMA		1	1	1	1	1	7
✓ BURUNDI		42	2	40	31	9	7
✓ CAMBODIA		7	7	7	7	7	7
✓							7

Table 6  
Communist Military Agreements Concluded With LDCs, 1955-81 (Continued)

Recipient and Month and Year Signed	Communist Signatory	Amount of Aid				Grants or Discounts(c)
		Total Value of Agreements(a)	Cash Payments(b)	Total	Credits	
CAPE VERDE		65	NA	65	45	20
CENTRAL AFRICAN REPUBLIC		13	NA	13	11	2
CHAD		7	NA	7	7	0
COLOMBIA		8	1	7	7	0
COMOROS		116	4	112	68	44

Table 6 Million US \$

Communist Military Agreements Concluded With LDCs, 1955-81 (Continued)

Recipient and Month and Year Signed	Communist Signatory	Initial Value of Agreements(a)	Cash Payments(b)	Amount of Aid	
				Total	Credits
					Grants or Discounts(c)

7

7

52.00 33 19 10 9

7

CUBA

~~Secret~~

Table 6  
Communist Military Agreements Concluded With LDCs, 1955-81 (Continued)

~~Secret~~

Recipient and Month and Year Signed	Communist Signatory	Total Value of Agreements (a)	Cash Payments (b)	Amount of Aid		Grants or Discounts (c)
				Total	Credits	
EGYPT		5,795	1,429	3,766	2,001	1,765
						7

7

7

7

Table 6  
 Communist Military Agreements Concluded with LDCs, 1955-81 (Continued)

Recipient and Month and Year Signed	Communist Signatory	Total Value of Agreements(a)	Cash		Total	Grants or Discounts(c)
			Payments(b)	Amount of Aid		
EGYPT (continued)						
		25		18	18	None
ETHIOPIA						
		4,000	20	4,020	3,900	2,079

SECRET

Table 6  
 Communist Military Agreements Concluded With LDCs, 1955-81 (Continued)

Million US \$

Recipient and Month and Year Signed	Communist Signatory	Total Value of Agreements(a)	Cash Payments(b)	Amount of Aid Total	Credits	Grants or Discounts(c)
STUDIA 1981 1981						
						7

7

7  
7  
7

GARON

Table 6  
Million US \$

Communist Military Agreements Concluded With LDCs, 1955-81 (Continued)

Recipient and Month and Year Signed	Communist Signatory	Total Value of Agreements(a)	Cash Payments(b)	Amount of Aid	
				Total	Grants or Discounts(c)
CARON (Continued)					
CAMBODIA		2		3	
GHANA		25	5	20	14
GREECE		10	9	1	1
GUINEA		1		1	1

~~Secret~~

Table 6  
Communist Military Agreements Concluded With LOCs, 1955-81 (Continued)

Recipient and Month and Year Signed	Communist Signatory	Total Value of Agreements(a)	Cash Payments(b)	Amount of Aid	Million U.S.	
					Total	Grants or Discounts(c)
GUINEA		183	4	178	117	61
GUINEA BISSAU		63	0	63	29	21
HAITI						

~~Secret~~



Table 6  
Million US \$

Communist Military Agreements Concluded With LDCs, 1955-81 (Continued)

Recipient and Month and Year Signed	Communist Signatory	Total Value of Agreements(a)	Cash Payments(b)	Amount of Aid		Grants or Discounts(c)
				Total	Credits	
HONDURAS		NA		NA		NA
INDIA		6,450	6,000	6,100	6,100	7

7  
7

7

~~Secret~~

Million US \$

Table 6  
Communist Military Agreements Concluded With LDCs, 1955-81 (Continued)

Recipient and Month and Year Signed	Communist Signatory	Amount of Aid		Credits	Grants or Discounts(c)
		Total Value of Agreements(a)	Cash Payments(b)		
INDIA (1962-1963)					

7

7

7

Million US \$

Table 6  
Communist Military Agreements Concluded With LDCs, 1955-81 (Continued)

Recipient and Month and Year Signed	Communist Signatory	Total Value of Agreements(a)	Cash Payments(b)	Amount of Aid	
				Total	Credits Grants or Discounts(c)
INDIA (Continued)					
		1 112 111		1 200	RRP
					218
INDONESIA					
		2 076	114	1 762	1 762
IRAN					

~~Secret~~

~~Secret~~

~~Secret~~

Table 6 Communist Military Agreements Concluded with LDCs, 1955-81 (Continued) Million US \$

Recipient and Month and Year Signed	Communist Signatory	Amount of Aid		
		Total Value of Agreements(a)	Cash Payments(b)	Total Credits Grants or Discounts(c)
IRAN				
		14 150	7 243	6 331
				595

L

IPAR

F

L

Million US \$

Table 6  
Communist Military Agreements Concluded With LDCs, 1955-81 (Continued)

Recipient and Month and Year Signed	Communist Signatory	Amount of AID		
		Total Value of Agreements(a)	Cash Payments(b)	Total Credits Grants or Discounts(c)

FRANCIS...

~~Secret~~

~~Secret~~

~~Secret~~

Table 6

Communist Military Agreements Concluded With LDCs, 1955-81 (Continued)

Recipient and Month and Year Signed	Communist Signatory	Total Value of Agreements(a)	Cash Payments(b)	Amount of Aid	
				Total	Credits or Discounts(c)

TRAC 7600-10001

7

~~Secret~~

7

7

~~Secret~~

Table 6  
Communist Military Agreements Concluded With LDCs, 1955-81 (Continued)

Recipient and Month and Year Signed	Communist Signatory	Million US \$		
		Total Value of Agreements(a)	Cash Payments(b)	Total Amount of Aid Credits Grants or Discounts(c)

TS/AG

~~Secret~~

~~Secret~~

Table 6  
Communist Military Agreements Concluded With LDCs, 1955-81 (Continued)

Million US \$

Recipient and Month and Year Signed	Communist Signatory	Amount of Aid		
		Total Value of Agreements(a)	Cash Payments(b)	Total Credits Discounts(c)
IRAN				
JORDAN		225	225	
KAMPUCHEA		37(m)		5
KENYA				



Table 6  
 Communist Military Agreements Concluded With LDCs, 1955-81 (Continued)

Million US \$

Recipient and Month and Year Signed	Communist Signatory	Total Value of Agreements(a)	Cash Payments(b)	Amount of Aid		Grants or Discounts(c)
				Total	Credits	
KUWAIT		51	51	17	34	
LEBANON		22	5	17	17	
LIBYA		16,815	7,075	8,840	8,840	

~~Secret~~

Table 6  
Communist Military Agreements Concluded With LDCs, 1955-81 (Continued)

Recipient and Month and Year Signed	Communist Signatory	Million US \$		
		Total Value of Agreements(a)	Cash Payments(b)	Amount of Aid Credits
LIRYA (Continued)				Grants or Discounts(c)

~~Secret~~

Table 6  
Communist Military Agreements Concluded With LDCs, 1955-61 (Continued)

Recipient and Month and Year Signed	Communist Signatory	Total Value of Agreements(a)	Cash Payments(b)	Amount of Aid	Total Credits	Grants or Discounts(c)
LIBYA (Continued)						

7

5  
MADAGASCAR

117	1	116	100	16
-----	---	-----	-----	----

5  
MALDIVE ISLANDS

--	--	--	--	--	--

~~Secret~~

Secret

Table 6  
Million US \$

Communist Military Agreements Concluded With LDCs, 1955-81 (Continued)

Recipient and Month and Year Signed	Communist Signatory	Total Value of Agreements (a)	Cash Payments (b)	Amount of Aid	
				Total	Credits
MALI		15	100	135	15

MAURITANIA		4	10	14	10
MOROCCO		100	98	198	100

~~Secret~~

TABLE 6  
MILITON US \$

Communist Military Agreements Concluded With LDCs, 1955-61 (Continued)

Recipient and Month and Year Signed	Communist Signatory	Total		Amount of Aid	
		Value of Agreements(a)	Cast Payments(b)	Total	Grants or Discounts(c)

MOROCCO 7

7 7  
 434 4 430 257 173 7  
 MOZAMBIQUE 7

7

~~Secret~~

~~Secret~~

Table 6  
 Communist Military Agreements Concluded With LOCs, 1955-81 (Continued)

Million US \$

Recipient and Month and Year Signed	Communist Signatory	Total Value of Agreements(a)	Cash Payments(b)	Amount of Aid		Grants or Discounts(c)
				Total	Credits	
NEPAL						
		109		109		102
NICARAGUA						
		230	104	126		126
NIGERIA						

~~Secret~~

Table 6 Communist Military Agreements Concluded With LDCs, 1955-81 (Continued) Million US \$

Recipient and Month and Year Signed	Communist Signatory	Amount of Aid		Grants or Discounts(c)
		Total Value of Agreements(a)	Cash Payments(b)	
NIGERIA				
		1205	109	978
				108

7

4 NORTH YEMEN

7 7

~~Secret~~

7

~~SECRET~~

Table 6  
Communist Military Agreements Concluded With LDCs, 1955-81 (Continued)

Million US \$

Recipient and Month and Year Signed	Communist Signatory	Total Value of Agreements(a)	Cash Payments(b)	Amount of Aid	
				Total	Credits
NORTH YEMEN					
		927		699	Grants or Discounts(c)

7

PAKISTAN	44	523	699	061
	927			190

7

~~SECRET~~

PAKISTAN



~~Secret~~

Table 6 Million US \$

Communist Military Agreements Concluded With LDCs, 1955-81 (Continued)

Recipient and Month and Year Signed	Communist Signatory	Total Value of Agreements(a)	Cash Payments(b)	Amount of Aid	
				Total	Grants or Discounts(c)
PAKISTAN					
					7

~~Secret~~

~~Secret~~

Table 6  
Communist Military Agreements Concluded With LOCs, 1955-81 (Continued)

Recipient and Month and Year Signed	Communist Signatory	Total Value of Agreements(a)	Cash Payments(b)	Amount of Aid		Grants or Discounts(c)
				Total	Credits	
PERU						
		1	1	1		

PHILIPPINES		1	1	1		
RWANDA		R		R		
SAO TOME PRINCIDE		2		2		2
SENEGAL		NA		NA		

~~Secret~~

Table 6  
 Communist Military Agreements Concluded With LDCs, 1955-81 (Continued)

Recipient and Month and Year Signed	Communist Signatory	Amount of Aid		
		Total Value of Agreements (a)	Cash Payments (b)	Grants or Discounts (c)
SEYCHELLES		2	2	0
SERRA LEONE	NPOL	5	5	0
SOMALIA	NA	1,500	450	1,050

Secret

~~Secret~~

Table 6  
Communist Military Agreements Concluded With IDCs, 1955-81 (Continued)

Million US \$

Recipient and Month and Year Signed	Communist Signatory	Total Value of Agreements(a)	Cash Payments(b)	Amount of Aid	
				Total	Credits Grants or Discounts(c)
SOUTH KOREA					
SOUTH YEMEN		1 183		1 185	1 168 15

~~Secret~~

Table 6  
 Communist Military Agreements Concluded With LDCs, 1955-81 (Continued)

Recipient and Month and Year Signed	Communist Signatory	Amount of Aid			Grants or Discounts(c)
		Total Value of Agreements(a)	Cash Payments(b)	Total Credits	
SPAIN		218	28		
SRI LANKA		34	34	800	34
SUDAN		208	12	196	47
SYRIA		12 785	2 543	10 242	414

Secret

Secret

~~Secret~~

Table 6  
Communist Military Agreements Concluded With LDCs, 1955-81 (Continued)

Million US \$

Recipient and Month and Year Signed	Communist Signatory	Amount of Aid		
		Total Value of Agreements(a)	Cash Payments(b)	Grants or Credits Discounts(c)

SYRIA (continued)

Million US \$

Table 6 Communist Military Agreements Concluded With LECs, 1955-81 (Continued)

Recipient and Month and Year Signed	Communist Signatory	Amount of Aij		
		Total Value of Agreements(a)	Cash Payments(b)	Grants or Credits
SYRIA				

7

~~Secret~~

~~Secret~~

7

7

~~Secret~~

Table 6 Million US \$

Communist Military Agreements Concluded With LDCs, 1955-81 (Continued)

Recipient and Month and Year Signec	Communist Signatory	Total Value of Agreement:(a)	Amount of Aid		Grants or Discounts(c)
			Cash Payments(b)	Total Credits	

SYRIA (Continued)

551	4	547	459	88
-----	---	-----	-----	----

TANZANIA

~~Secret~~



~~Secret~~

Table 6  
Million US \$

Communist Military Agreements Concluded With LDCs, 1955-81 (Continued)

Recipient and Month and Year Signed	Communist Signatory	Amount of Aid		
		Total Value of Agreements (a)	Cash Payments (b)	Total Credits or Discounts (c)

TANZANIA

7

LIBERIA				
TOGO				

~~Secret~~

~~Secret~~

Table 6  
Communist Military Agreements Concluded With LDCs, 1955-81 (Continued)

Recipient and Month and Year Signed	Communist Signatory	Amount of Aid				Total	Million US \$	
		Total Value of Agreements(a)	Cash Payments(b)	Credits	Grants or Discounts(c)			
TUNISIA		31		31	10	21		
TURKEY		7		7	7			
UGANDA		155		155	116	39		
UNITED ARAB EMIRATES								

Table 6 Million US \$

Communist Military Agreements Concluded With LDCs, 1955-81 (Continued)

Recipient and Month and Year Signed	Communist Country	Total Value of Agreements (a)	Cash Payments (b)	Amount of Aid	
				Total	Credits or Discounts (c)
Zaire		50		50	15

ZAMBIA

324			317	363
-----	--	--	-----	-----

~~Secret~~

~~Secret~~

SECRET

Table 6

Communist Military Agreements Concluded With LDCs, 1955-81 (Continued)

Recipient and Month and Year Signed	Communist Signatory	Total Value of Agreements(a)	Cash Payments(b)	Amount of Aid		Grants or Discounts(c)
				Total	Credits	
ZAMBIA		15		15		
ZIMBABWE						

a. When actual agreement values are not reported, minimum totals are derived by costing (at current US dollar list prices) the equipment ordered under the agreement; where equipment details are lacking, agreement estimates are based on available information on the magnitude of the contract. The estimate does not include credits for construction of military installations and airfields, which in some cases may be carried under economic assistance arrangements. The values for most agreements signed after 1971 have been revised periodically to reflect new price and volume information, and the changed dollar value of foreign denominated trade currencies.

b. Cash payments include downpayments required in contract signing or cash for commercial sales. These numbers are minimum estimates. Since October 1973, a large portion of middle Eastern arms supplies are being financed by Arab oil producers.

c. Discounts are listed as the equivalent of grant aid, often estimated.

d. Afghanistan has also received credits valued at nearly \$24 million from the USSR for the construction of airfields.

e. Excluding arms provided the Algerian rebel government prior to independence.

f. Minimum estimate.

g. Excluding \$8 million in Soviet aid that is not expected to be drawn.

h. Ghana also received credits valued at \$13 million for construction of an ammunition plant and an airfield from Czechoslovakia and the USSR, respectively.

~~Secret~~

Table 6

Communist Military Agreements Concluded With LDCs, 1955-81 (Continued)

J. Agreement for MIG-21 FL production in India is dated at the time a license for manufacture was issued. The credit portion covers license and imports of jigs, tools, and fixtures; the downpayment portion covers imports of aircraft components and raw materials for assembly and production. The value of agreement for production of Atoll air-to-air missiles has not been ascertained.

K. Agreement for MIG-21 M production in India is dated at the time a license for manufacture was issued.

L

M. Excludes more than \$9 million worth of Chinese ground forces ordnance and other military equipment received by Kampuchea from December 1966 to July 1969 as a fee for handling transshipment of arms to the North Vietnamese through Sihanoukville. Kampuchea also received economic aid of \$1.3 million from Czechoslovakia for the construction of an ammunition plant.

N. North Yemen also received \$5 million from the USSR for the construction of an airfield.

~~Secret~~

~~Secret~~

Million US \$

Table 7

USSR: Military Agreements With LDCs

Recipient	1955-71	1972	1973	1974	1975	1976	1977	1978	1979	1980	1981	Total
Total	8,615											68,414
North Africa	449											19,762
Algeria	345											4,945
Libya	91											14,743
Morocco	13											74
Sub-Saharan Africa	304											7,095
Angola												618
Benin												29
Botswana												7
Burundi												38
Cameroon												NEGL
Cape Verde												65
Central African Republic	2											8
Chad												7
Congo	14											102
Equatorial Guinea	2											25
Ethiopia	2											3,932
Gambia												NEGL
Ghana	10											10
Guinea	26											170
Guinea Bissau												42
Kenya												NEGL
Madagascar												110
Mali	8											160
Mozambique												316
Nigeria	26											208
Sao Tome Principe												2
Seychelles												7
Sierra Leone	NEGL											2
Somalia	106											402
Sudan	93											100

~~Secret~~

7

Tanzania 2  
 Uganda 12  
 Zambia 1  
 East Asia 890  
 Burma NEGL  
 Indonesia 878  
 Kampuchea 12

Europe  
 Spain

Latin America  
 Colombia  
 Grenada  
 Nicaragua  
 Peru

Middle East 5,062  
 Cyprus 18  
 Egypt 2,645  
 Greece  
 Iran 504  
 Iraq 1,004  
 Jordan  
 Kuwait  
 Lebanon 12  
 North Yemer 78  
 South Yemer 27  
 Syria 767  
 Turkey 6

South Asia 1,910  
 Afghanistan 455  
 Bangladesh  
 India 1,431  
 Maldives NEGL  
 Nepal  
 Pakistan 22  
 Sri Lanka 2

340  
 144  
 251  
 890

NEGL  
 878  
 12  
 28  
 28

1,299  
 1  
 1  
 102  
 1,195

30,094  
 18  
 4,141  
 1  
 1,944  
 9,887  
 225

51  
 12  
 897  
 1,157  
 11,754  
 7

9,246  
 2,718  
 67  
 6,398  
 NEGL

2  
 48  
 13

7

L

SECRET

Table 8

Eastern Europe: Military Agreements With LDCs

Million US \$

Recipient	1955-71	1972	1973	1974	1975	1976	1977	1978	1979	1980	1981	Total
<b>Total</b>	1,115											7,630
<b>North Africa</b>	50											1,909
Algeria	5											105
Libya	25											1,767
Mauritania												4
Morocco	20											33
<b>Sub-Saharan Africa</b>	38											628
Angola												179
Benin												1
Burundi												2
Cameroon												NEGL.
Congo												4
Ethiopia												109
Gabon												NA
Ghana												14
Guinea												4
Guinea Bissau												1
Madagascar												3
Mozambique												113
Nigeria	13											22
Senegal												NA
Sierra Leone												NEGL.
Somalia												16
Sudan												13
Tanzania	5											93
Uganda	5											11
Zaire												NEGL.
Zambia												41



East Asia	219
Burma	1
Indonesia	216
Kampuchea	2
Philippines	
South Korea	
Latin America	NECL
Colombia	
Haiti	NECL
Honduras	
Nicaragua	
Peru	
Middle East	642
Cyprus	2
Egypt	395
Greece	
Iran	
Iraq	93
Lebanon	NECL
North Yemen	36
South Yemen	2
Syria	114
United Arab Emirates	
South Asia	166
Afghanistan	23
Bangladesh	
India	127
Pakistan	16

	222
	1
	217
	2
	1
	1
	15
	7
	NECL
	NA
	7
	1
	4,485
	34
	929
	9
	96
	2,072
	10
	306
	26
	1,001
	2
	371
	84
	NECL
	252
	35

~~Secret~~

Table 9  
China: Military Agreements With LDCs  
Million U.S.S

Recipient	1955-71	1972	1973	1974	1975	1976	1977	1978	1979	1980	1981	Total
Total	410											4151
North Africa	12											349
Algeria	12											12
Libya												305
Morocco												1
Tunisia												31
Sub-Saharan Africa	75											422
Botswana												1
Burundi												2
Cameroon												2
Central African Republic												5
Chad												10
Congo												10
Equatorial Guinea												3
Ethiopia												7
Gabon												3
Gambia												3
Ghana												1
Guinea												8
Madagascar												2
Mali												4
Mozambique												5
Rwanda												8
Seyshelles												1
Sierra Leone												3
Somalia												41
Sudan												95
Tanzania												118
Togo												1

Uganda	NEGI	
Zaire		
Zambia	4	
Zimbabwe		
East Asia		
Burma	44	
Indonesia	21	
Kampuchea	23	
Thailand		
Middle East		
Egypt	3	
Iran		
Iraq	NEGI	
North Yemen	1	
Oman		
South Yemen	NEGI	
Syria	2	
South Asia		
Bangladesh	276	
Nepal	NEGI	
Pakistan	270	
Sri Lanka	6	

61

	NEGL	
	50	
	32	
	15	
	61	
	NEGL	
	37	
	23	
	1	
	2,404	
	125	
	36	
	2,210	
	2	
	1	
	NEGL	
	30	
	915	
	44	
	6	
	844	
	21	

Secret

~~Secret~~

Table 10

USSR: Major Military Equipment  
Items Delivered to LDCs, 1981

Number of Units

~~Secret~~

Total Sub-Saharan Africa

Land equipment	Total	Sub-Saharan Africa
Medium tanks	1,000	
Other armored vehicles	961	
Antiaircraft guns	219	
Artillery pieces	366	
Self-propelled assault guns	71	
Naval ships		
Patrol craft, motor torpedo, and missile attack vessels	11	
Larger warships, including destroyers, frigates, and submarines	3	
Aircraft		
Jet fighters and trainers	407	
Other	199	
Guided missile systems		
Surface-to-air	8	
Surface-to-air launchers	51	
Surface-to-surface	41	

South Asia

Latin America

North Africa/Middle East

Land equipment	Total	Sub-Saharan Africa
Medium tanks		
Other armored vehicles		
Antiaircraft guns		
Artillery pieces		
Self-propelled assault guns		

7

7

Naval ships

Patrol craft, motor torpedo, and missile attack vessels

Larger warships, including destroyers, frigates, and submarines

Aircraft

Jet fighters and trainers

Other

Guided missile systems

Surface-to-air <sup>b</sup>

Surface-to-air launchers <sup>c</sup>

Surface-to-surface <sup>d</sup>

<sup>a</sup> Including recoilless rifles, rocket launchers, and mortars of more than 100 mm.

<sup>b</sup> Number of SAM firing battalions (sites)—six launchers per SA-2 site, four launchers per SA-3 site, and four triple launchers per SA-6 site.

<sup>c</sup> Indicates numbers of SA-2, SA-3, SA-6, and SA-9 launchers not associated with equipped SAM sites.

<sup>d</sup> Including SCUD and FROG rocket launchers.

L

7

Secret

Number of Units

Table 11

Communist Countries Other Than the USSR:  
Major Military Equipment Items Delivered to LDCs, 1981

Warsaw Pact, Cuba, and Yugoslavia<sup>1</sup>

7

Total

Land equipment

Medium tanks	325
Other armored vehicles	11
Antiaircraft guns	180
Artillery pieces <sup>2</sup>	454

Naval ships

Larger warships, including frigates	1
-------------------------------------	---

Aircraft

Jet fighters and trainers	23
Other	59

7

China and North Korea<sup>3</sup>

Total

7

Land equipment

Tanks	40
Antiaircraft guns	195
Artillery guns <sup>4</sup>	1,209

Naval ships

Patrol missile attack boats	4
-----------------------------	---

Aircraft

Jet fighters and trainers	36
---------------------------	----

7

<sup>1</sup> Annotations following each unit indicate donor countries: <sup>1</sup> Including recoilless rifles, rocket launchers, and mortars of more than 100 mm.

a—Warsaw Pact

b—Yugoslavia

c—Cuba

d—China

e—North Korea

Table 12

Number of Persons

Communist Military Technicians  
in LDCs, 1980-81<sup>a</sup>

	1981						
	Total	USSR	Eastern Europe	Cuba <sup>b</sup>	China	North Korea	Yugoslavia
Total	57,930	16,280	1,925	39,175	250	280	20
Africa	47,310	8,535	1,365	36,960	200	230	20
North Africa	4,665	4,000	600	50	..	15	NA
Algeria	2,000	2,000	NA	NA	..	..	..
Libya	2,665	2,000	600	50	..	15	NA
Mauritania	..	..	..	..	..	..	..
Sub-Saharan Africa	42,645	4,535	765	36,910	200	215	20
Angola	24,600	1,200	400	23,000 <sup>c</sup>	..	..	..
Benin	100	50	20	20	..	10	..
Botswana	5	5	..	..	..	..	..
Burundi	80	45	..	15	..	20	..
Cameroon	..	..	..	..	..	..	..
Cape Verde	70	40	NA	30	..	..	..
Congo	630	120	10	500	..	..	..
Equatorial Guinea	50	35	..	15	..	..	..
Ethiopia	13,900	1,700	200	12,000	..	..	..
Guinea	60	50	..	10	..	..	..
Guinea Bissau	115	50	15	50	..	..	..
Lesotho	..	..	..	..	..	..	..
Madagascar	530	330	..	200	..	NA	..
Mali	220	180	25	..	..	15	..
Mozambique	1,550	500	50	1,000	..	..	..
Nigeria	40	35	5	..	..	..	..
Rwanda	10	..	..	..	..	5	5
Sao Tome Principe	50	NA	..	50	..	..	..
Scyhelles	10	5	..	5	..	..	..
Sierra Leone	10	..	..	10	..	..	..

Footnotes will be found at the end of the table.

~~Secret~~

Table 12

Number of Persons

Communist Military Technicians  
in LDCs, 1980-81<sup>a</sup> (continued)

	1981						
	Total	USSR	Eastern Europe	Cuba <sup>b</sup>	China	North Korea	Yugo- slavia
<b>Sub-Saharan Africa (continued)</b>	<b>42,645</b>	<b>4,535</b>	<b>765</b>	<b>36,910</b>	<b>200</b>	<b>215</b>	<b>20</b>
Somalia	30	..	..	..	30	..	..
Sudan	100	..	..	..	80	..	20
Tanzania	170	140	..	5	25	..	..
Uganda	25	..	..	..	..	25	..
Zaire	45	..	..	..	45	..	..
Zambia	140	50	40	..	NA	50	..
Zimbabwe	105	..	..	..	..	105	..
<b>Latin America</b>	<b>1,940</b>	<b>165</b>	<b>60</b>	<b>1,715</b>	..	..	..
Grenada	15	..	..	15	..	..	..
Guyana	NA	..	..	NA	..	..	..
Nicaragua	1,825	65	60	1,700	..	..	..
Peru	100	100	..	..	..	..	..
<b>Middle East</b>	<b>6,475</b>	<b>5,425</b>	<b>500</b>	<b>500</b>	<b>NA</b>	<b>50</b>	..
Egypt	NA	..	..	..	NA	..	..
Iran	300	200	50	..	..	..	..
Iraq	550	500	50	..	..	..	..
Jordan	25	25	..	..	..	..	..
North Yemen	700	700	..	..	..	..	..
South Yemen	1,600	1,000	100	500	..	..	..
Syria	3,300	3,000	300	..	..	..	..
<b>South Asia</b>	<b>2,205</b>	<b>2,155</b>	<b>NA</b>	..	<b>50</b>	..	..
Afghanistan	2,000	2,000 <sup>d</sup>	NA	..	..	..	..
Bangladesh	55	5	..	..	..	..	..
India	150	150	..	..	50	..	..
Pakistan	NA	..	..	..	..	..	..
Sri Lanka	..	..	..	..	..	..	..

Footnotes will be found at the end of the table.

~~Secret~~



~~Secret~~

Table 12 (continued)

Number of Persons

	1980						
	Total	USSR	Eastern Europe	Cuba b	China	North Korea	Yugoslavia
Total	49,300	16,485	1,485	30,730	320	80	200
Africa	38,200	6,885	1,095	30,025	175	20	NA
North Africa	2,980	2,800	165	NA	..	15	NA
Algeria	1,015	1,000	15	NA	..	..	..
Libya	1,950	1,800	150	NA	..	NA	NA
Mauritania	15	..	..	..	..	15	..
Sub-Saharan Africa	35,220	4,085	930	30,025	175	5	NA
Angola	18,550	1,000	550	17,000	..	..	NA
Benin	160	80	..	80	..	NA	..
Botswana	5	5	..	..	..	..	..
Burundi	50	45	..	..	..	5	..
Cameroon	20	..	..	..	20	..	..
Cape Verde	50	40	NA	10	..	..	..
Congo	540	120	10	400	10	..	..
Equatorial Guinea	..	..	..	..	..	..	..
Ethiopia	13,700	1,500	200	12,000	..	..	..
Guinea	45	35	..	10	..	..	..
Guinea Bissau	115	50	15	50	..	..	..
Lesotho	NA	..	..	NA	..	..	..
Madagascar	500	300	..	200	..	..	..
Mali	210	180	25	..	5	..	..
Mozambique	765	300	50	215	..	..	..
Nigeria	50	50	..	..	..	..	..
Rwanda	15	..	..	..	15	..	..
Sao Tome Principe	50	..	..	50	..	..	..
Seychelles	NA	..	..	..	..	NA	..
Sierra Leone	10	..	..	10	..	..	..
Somalia	30	..	..	..	30	..	..
Sudan	15	..	..	..	15	..	..
Tanzania	180	140	..	..	40	..	..
Uganda	NA	NA	..	NA	..	..	..
Zaire	40	..	..	..	40	..	..
Zambia	120	40	80	..	..	..	..
Zimbabwe	..	..	..	..	..	..	..

Footnotes will be found at the end of the table.

~~Secret~~

~~Secret~~

Table 12

Number of Persons

Communist Military Technicians  
in LDCs, 1980-81<sup>a</sup> (continued)

	1980						
	Total	USSR	Eastern Europe	Cuba <sup>b</sup>	China	North Korea	Yugoslavia
Latin America	365	150	NA	205	..	10	..
Grenada	5	..	..	5	..	..	..
Guyana	10	..	..	..	..	10	..
Nicaragua	200	..	NA	200	..	..	..
Peru	150	150	..	..	..	..	..
Middle East	6,485	5,300	390	500	45	5	200
Egypt	45	..	..	..	45	..	..
Iran	NA	NA	..	..	..	..	..
Iraq	1,150	1,000	50	..	..	..	200
Jordan	..	..	..	..	..	..	..
North Yemen	300	300	..	..	..	..	..
South Yemen	1,600	1,000	100	500	..	..	..
Syria	3,290	3,000	240	..	..	50	..
South Asia	4,250	4,150	..	..	100	..	..
Afghanistan	4,000	4,000 <sup>c</sup>	..	..	..	..	..
Bangladesh	50	..	..	..	50	..	..
India	150	150	..	..	..	..	..
Pakistan	NA	..	..	..	NA	..	..
Sri Lanka	50	..	..	..	50	..	..

<sup>a</sup> Minimum estimates of the number of persons present for a period of one month or more. Numbers are rounded to the nearest five.

<sup>b</sup> Including combat units in Angola and Ethiopia.

<sup>c</sup> Midpoint of 21,000 to 25,000 range.

<sup>d</sup> Excluding some 90,000 troops in integral units.

<sup>e</sup> Excluding some 85,000 troops in integral units.

~~Secret~~

~~Secret~~

Table 13

Number of Persons

Communist Training of LDC Military Personnel  
in Communist Countries, 1955-81

	1955-81				1981			
	Total	USSR	Eastern Europe	China	Total	USSR	Eastern Europe	China
<b>Total</b>	<b>61,080</b>	<b>49,945</b>	<b>7,850</b>	<b>3,285</b>	<b>2,575</b>	<b>1,615</b>	<b>865</b>	<b>95</b>
<b>Africa</b>	<b>21,165</b>	<b>15,780</b>	<b>2,550</b>	<b>2,835</b>	<b>1,045</b>	<b>615</b>	<b>355</b>	<b>75</b>
<b>North Africa</b>	<b>4,545</b>	<b>3,660</b>	<b>870</b>	<b>15</b>	<b>200</b>	<b>NA</b>	<b>200</b>	<b>..</b>
Algeria	2,410	2,195	200	15	NA	NA	..	..
Libya	1,990	1,390	600	..	200	NA	200	..
Morocco	145	75	70	..	..	..	..	..
<b>Sub-Saharan Africa</b>	<b>16,620</b>	<b>12,120</b>	<b>1,680</b>	<b>2,820</b>	<b>845</b>	<b>615</b>	<b>155</b>	<b>75</b>
Angola	180	175	5	..	110	110	NA	..
Benin	120	120	NA	..	20	20	NA	..
Botswana	35	25	..	10	25	25	..	..
Burundi	75	75	..	..	..	..	..	..
Cameroon	125	..	..	125	..	..	..	..
Cape Verde	160	160	..	..	NA	NA	..	..
Chad	170	145	25	..	25	25	..	..
Congo	1,045	505	125	415	40	..	40	..
Equatorial Guinea	200	200	..	..	..	..	..	..
Ethiopia	2,095	1,575	520	..	205	185	20	..
Gabon	10	..	10	..	5	..	5	..
Ghana	180	180	..	..	..	..	..	..
Guinea	1,365	900	105	360	45	NA	45	..
Guinea Bissau	140	140	..	..	40	40	..	..
Liberia	5	..	5	..	..	..	..	..
Madagascar	255	135	120	..	20	20	..	..
Mali	545	485	10	50	75	75	..	..
Mozambique	580	400	130	50	NA	NA	NA	..
Nigeria	835	800	35	..	..	..	..	..
Seychelles	10	10	..	..	..	..	..	..
Sierra Leone	150	..	..	150	..	..	..	..
Somalia	2,635	2,395	210	30	30	..	30	..
Sudan	590	330	20	240	..	..	..	..
Tanzania	3,160	2,085	50	1,025	30	15	15	..
Togo	55	..	..	55	..	..	..	..
Uganda	990	790	200	..	..	..	..	..
Zaire	250	..	NA	250	75	..	..	75
Zambia	660	490	110	60	100	100	..	..

~~Secret~~

~~Secret~~

Table 13

Number of Persons

Communist Training of LDC Military Personnel  
in Communist Countries, 1955-81 \* (continued)

	1955-81				1981			
	Total	USSR	Eastern Europe	China	Total	USSR	Eastern Europe	China
<b>East Asia</b>	9,300	7,590	1,710	..	..	..	..	..
Indonesia	9,270	7,560	1,710	..	..	..	..	
Kampuchea	30	30	..	..	..	..	..	
<b>Latin America</b>	1,050	805	245	..	70	25	45	
Nicaragua	260	15	245	..	60	15	45	
Peru	790	790	..	..	10	10	..	
<b>Middle East</b>	20,770	18,145	2,605	20	690	575	95	20
Egypt	6,255	5,665	590	..	..	..	..	
Iran	395	315	80	..	80	..	80	
Iraq	4,410	3,710	700	..	10	..	10	
Lebanon	20	..	..	20	20	..	..	
North Yemen	3,060	3,060	..	..	500	500	..	
South Yemen	1,115	1,095	20	..	20	20	..	
Syria	5,515	4,300	1,215	..	60	55	5	
<b>South Asia</b>	8,795	7,625	740	430	770	400	370	
Afghanistan	5,580	4,925	655	..	770	400	370	
Bangladesh	485	445	..	40	..	..	..	
India	2,285	2,200	85	..	NA	NA	..	
Pakistan	430	45	NA	385	..	..	..	
Sri Lanka	15	10	..	5	..	..	..	

\* Data refer to the minimum number of persons departing for training. Numbers are rounded to the nearest five.

~~Secret~~

Table 14

## Communist Economic Aid Extended to LDCs, 1981

Million US \$

Recipient	Total	USSR	Eastern Europe					China	
			Bulgaria	Czechoslovakia	East Germany	Hungary	Poland		Romania
TOTAL(a)	1,189.3	1,147.5	664.4	27.4	2.2	354.4	30.4	250.0	77.4
NORTH AFRICA	250.0	NA	250.0	..	..	250.0	..	..	..
ALGERIA	250.0	NA	250.0	..	..	250.0	..	..	..
SUB-SAHARAN AFRICA	297.9	126.7	113.8	0.6	2.0	91.2	20.0	NA	57.4
ANGOLA	NA	..	NA	..	NA	..	..	..	..
BENIN	4.2	4.2	..	..	..	..	..	..	..
BURUNDI	0.1	..	0.1	..	..	0.1	..	..	..
CAPE VERDE	0.2	0.2	NA	..	..	NA	..	..	..
ETHIOPIA	66.7	62.2	4.5	0.6	2.0	1.9	..	..	..
GHANA	1.3	1.3	(b)	(b)	..	..	..	..	..
GUINEA	0.2	..	0.2	..	..	0.2	..	..	..
GUINEA BISSAU	0.4	0.4	..	..	..	..	..	..	..
MADAGASCAR	(b)	..	(b)	..	..	..	..	(b)	..
MALI	6.6	6.2	..	..	..	..	..	..	..
MOZAMBIQUE	120.0	45.0	75.0	..	(b)	75.0	(b)	..	0.4
NIGERIA	30.0	..	20.0	..	..	..	20.0	..	NA
SIERRA LEONE	1.5	1.5	..	..	..	..	..	..	(b)
SUDAN	57.0	..	..	..	..	..	..	..	..
ZAMBIA	5.7	5.7	..	..	..	..	..	..	57.0
ZIMBABWE	14.0	..	14.0	NA	..	14.0	..	..	..
LATIN AMERICA	219.2	163.6	50.6	26.8	0.2	13.2	10.4	..	..
BOLIVIA	0.4	..	0.4	..	..	..	0.4	..	..
BRAZIL	65.0	55.0	10.0	..	..	..	0.4	..	..
ECUADOR	35.0	35.0	..	..	..	..	10.0	..	..
NICARAGUA	119.8	78.6	41.2	26.8	0.2	13.2	..	..	..

Table 14  
Communist Economic Aid Extended to LOCs, 1981 (Continued)

Recipient	Total	USSR	Eastern Europe					China	
			Bulgaria	Czecho- slovakia	East Germany	Hungary	Poland		Romania
MIDDLE EAST	54.7	54.7	..	(b)	..	..	..	..	..
GREECE	(b)	(b)	..	(b)	..	..	..	..	..
NORTH YEMEN	54.7	54.7	..	..	..	..	..	..	..
SOUTH ASIA	367.5	97.5	..	250.0	..	..	..	..	20.0
AFGHANISTAN	27.3	27.3	..	..	..	..	..	..	..
BANGLADESH	320.2	70.2	..	250.0	..	..	..	..	250.0
MALDIVE ISLANDS	(b)	..	..	..	..	..	..	..	..
NEPAL	20.0	..	..	..	..	..	..	..	(b) 20.0

a. Additional credits totaling \$279 million were provided by other Communist countries as follows:

	Million US \$	
	Cuba	Yugoslavia
TOTAL	73	175
Algeria	..	..
Angola	..	Negl
Guinea	..	50
Guyana	NA	..
Nicaragua	70	..
Panama	3	..
Tanzania	..	50
Zambia	..	25
Zimbabwe	..	50

b. An economic and technical agreement was signed which calls for long-term economic cooperation without identifying specific projects or the value of assistance to be provided.

Table 15  
Communist Economic Credits and Grants to LDCs:  
Extensions and Drawings, 1954-81(a)

Million US \$

	Extended			Drawn				
	Total	USSR	Eastern Europe	Total	USSR	Eastern Europe		
	China	Europe	China	Europe	China	Europe		
TOTAL	39,721.5	22,354.0	11,883.7	5,483.3	17,425.6	9,766.3	4,297.2	3,362.1
NORTH AFRICA	4,808.5	3,249.0	1,228.8	330.7	1,051.5	513.9	346.7	190.0
ALGERIA	1,913.7	1,647.4	774.3	92.0	77.5	396.4	242.7	60.0
MAURITANIA	104.2	7.5	10.0	86.7	49.8	5.6	44.2	10.0
MOROCCO	2,366.9	2,098.0	213.9	55.0	124.5	59.0	55.5	10.0
TUNISIA	423.7	96.1	230.6	97.0	176.4	32.9	48.5	75.0
SUB-SAHARAN AFRICA	7,680.8	2,871.2	1,992.2	2,817.4	2,071.5	858.8	477.9	1,734.8
ANGOLA	131.2	32.7	98.5	NA	43.4	26.8	16.6	15.2
BENIN	53.5	5.5	NA	40.0	16.7	1.5	..	..
BOTSWANA	16.6	..	..	16.6	2.5	..	..	..
BURUNDI	58.1	..	0.1	58.0	32.8	..	0.1	33.7
CAMEROON	111.4	8.0	..	103.4	92.1	6.1	..	85.8
CAPE VERDE	25.2	2.7	5.6	16.9	8.8	2.7	2.6	..
CENTRAL AFRICAN REPUBLIC	17.5	3.3	..	14.2	9.4	3.3	..	..
CHAD	72.6	5.0	..	67.6	10.8	2.9	..	7.9
COMOROS	NA	..	..	NA	..	..	..	..
CONGO	217.2	46.0	59.6	111.6	145.3	23.6	48.3	73.4
DJIBOUTI	30.0	..	..	30.0	..	..	..	..
EQUATORIAL GUINEA	25.2	..	..	24.1	23.4	1.1	..	22.3
ETHIOPIA	994.1	476.6	379.0	138.5	310.0	196.6	50.9	62.5
GABON	26.7	..	1.7	25.0	12.9	..	1.7	11.2
GAMBIA	17.0	0.2	..	16.8	10.2	0.2	..	10.0
GHANA	283.9	99.3	146.6	42.0	96.9	34.1	37.2	25.6
GUINEA	459.2	215.8	109.9	123.5	325.4	19.3	35.8	90.3
GUINEA-BISSAU	35.6	11.5	7.5	16.6	16.4	8.3	5.0	3.1
IVORY COAST	NA	..	NA	NA	..	..	..	..
KENYA	113.0	48.7	..	64.3	7.3	4.3	..	3.0
LIBERIA	21.1	0.1	..	23.0	3.5	0.1	..	3.4
MADAGASCAR	197.3	70.3	37.6	89.4	85.2	11.3	0.6	73.3
MALI	248.9	99.4	22.6	126.9	218.1	93.7	15.1	109.3
MAURITIUS	40.2	5.0	..	35.2	2.6	1.5	..	1.1
MOZAMBIQUE	303.4	173.5	145.7	64.2	90.5	23.5	53.5	15.5
NIGER	54.6	2.3	..	52.3	16.2	2.3	..	13.9

Table 15  
 Communist Economic Credits and Grants to LDCs:  
 Extensions and Drawings, 1954-81(a) (Continued)

	Extended			Drawn			Million US \$
	Total	USSR	Eastern Europe	Total	USSR	Eastern Europe	
<b>SUB-SAHARAN AFRICA</b>							
NIGERIA	1,588.7	1,207.2	381.5	129.3	30.7	98.6	23.8
RWANDA	57.5	1.0	NA	24.8	1.0	..	1.6
SAO TOME PRINCIPE	18.3	NA	NA	1.6	..	..	29.2
SENEGAL	95.0	8.1	35.0	47.8	8.1	10.5	2.0
SEYCHELLES	3.5	..	..	2.0	..	..	55.2
SIERRA LEONE	90.7	29.5	..	58.5	3.3	..	130.0
SOMALIA	339.9	164.5	10.9	241.7	101.0	10.7	71.9
SUDAN	472.5	64.8	268.8	171.4	30.9	38.6	305.8
TANZANIA	484.4	38.5	77.4	336.7	10.2	20.2	27.0
TOGO	45.5	..	45.5	27.0	..	..	6.1
UGANDA	89.2	23.9	23.8	22.5	15.1	1.3	12.6
UPPER VOLTA	56.8	5.8	..	15.2	2.6	..	74.5
ZAIRE	137.6	..	..	74.5	..	..	324.4
ZAMBIA	525.2	20.9	166.4	339.0	12.0	2.6	..
ZIMBABWE	40.5	..	14.0	..	..	..	..
<b>EAST ASIA</b>							
BURMA	1,265.9	260.8	667.0	639.3	147.8	262.5	229.0
INDONESIA	401.9	16.4	213.1	170.3	16.4	46.1	47.2
KAMPUCHEA(b)	628.1	213.8	367.1	340.3	113.5	179.6	69.4
LAOS(D)	134.5	24.9	17.3	90.9	15.7	5.8	4.6
PHILIPPINES	35.9	5.7	4.0	10.8	2.2	4.0	..
THAILAND	65.5	..	65.5	27.0	..	27.0	..
WESTERN SAMOA	NA	..	..	..	..	..	..
EUROPE	45.0	..	..	45.0	..	..	45.0
MALTA	45.0	..	..	45.0	..	..	45.0



Table 15  
Communist Economic Credits and Grants to LDCs:  
Extensions and Drawings, 1954-81(a) (Continued)

	Million US \$							
	Extended		Drawn					
	Total	USSR	Eastern Europe	China	Total	USSR	Eastern Europe	China
LATIN AMERICA	3,708.9	1,479.4	2,133.8	155.7	840.7	320.5	477.7	42.5
ARGENTINA	525.7	286.8	236.9	..	180.5	86.9	93.6	..
BOLIVIA	177.2	100.3	76.9	..	80.3	51.6	28.7	..
BRAZIL	923.6	143.0	780.6	..	222.8	88.0	134.8	..
CHILE	447.7	238.0	144.7	65.0	69.4	15.5	38.9	15.0
COLOMBIA	296.5	255.9	81.0	..	8.5	3.0	5.5	..
COSTA RICA	27.0	15.0	12.0	..	6.5	6.0	0.5	..
ECUADOR	54.1	35.4	19.0	..	13.3	0.4	12.9	..
GUAYANA	1.0	1.0	NA	..	1.0	1.0	..	..
JAMAICA	73.8	NA	36.5	37.3	31.2	..	16.6	14.6
MEXICO	327.4	30.0	286.0	11.4	28.9	..	17.5	11.4
NICARAGUA	47.0	NA	47.0	..	1.5	..	1.5	..
PANAMA	168.8	78.6	90.2	..	30.8	10.3	20.5	..
PERU	4.0	4.0	4.0	..	2.0	..	2.0	..
URUGUAY	533.7	275.5	216.2	42.0	105.3	23.6	81.7	1.5
VENEZUELA	91.3	59.9	31.4	..	54.7	34.2	20.5	..
	10.0	NA	10.0	..	..	..	..	..
MIDDLE EAST	12,954.5	7,927.3	4,493.8	533.4	6,354.8	3,918.8	2,105.9	330.1
CYPRUS	24.0	14.0	10.0	..	0.5	..	0.5	..
EGYPT	2,856.4	1,438.8	1,224.8	192.8	1,830.6	1,153.1	580.7	96.8
GREECE	7.7	7.7	NA	..	7.7	7.7	..	..
IRAN	1,850.2	1,164.2	686.0	..	1,150.3	839.1	311.2	..
IRAQ	1,242.0	703.7	493.3	45.0	941.8	579.8	354.0	8.0
JORDAN	31.0	31.0	NA	..	4.3	4.3	..	..
LEBANON	9.2	9.2	9.2	..	..	..	..	..
NORTH YEMEN	365.1	197.3	38.1	129.7	218.8	115.5	13.1	90.2
SOUTH YEMEN	424.7	203.5	124.8	96.4	241.8	120.7	55.5	65.6
SYRIA	1,991.6	767.9	1,154.2	69.5	1,251.6	509.4	672.7	69.5
TURKEY	4,152.6	3,359.2	753.4	..	707.4	589.2	118.2	..

Table 15

Communist Economic Credits and Grants to LDCs: Extensions and Drawings, 1954-81(a) (Continued)

MILLION US\$

	Extended		Drawn	
	Total	USSR	Total	USSR
			Eastern Europe	China
				Eastern Europe
SOUTH ASIA	9,257.9	6,626.3	1,368.1	1,263.5
AFGHANISTAN	2,407.4	2,126.5	210.4	76.5
BANGLADESH	3,939.5	3,372.8	458.8	106.9
INDIA	3,536.8	3,081.8	455.0	
NEPAL	236.1	29.0	207.1	
PAKISTAN	1,723.0	921.1	150.8	621.1
SRI LANKA	415.1	100.1	93.1	221.9
			USSR	Eastern Europe
			Total	China
				Eastern Europe
				China
				Eastern Europe
				China
				Eastern Europe
				China
				Eastern Europe

a. Does not include assistance from Cuba, North Korea and Yugoslavia.

b. Agreements prior to formation of Communist government in 1973.

Table 16  
Communist Economic Aid Extended to LDCs, 1954-81  
Million US \$

Year	Total	Eastern Europe						China		
		USSR	Bulgaria	Czechoslovakia	East Germany	Hungary	Poland		Romania	
TOTAL	39,721.5	22,354.0	11,383.7	608.8	2,612.4	2,807.3	1,195.7	1,777.8	2,791.7	5,483.8
1954-71	13,719.6	7,887.9	3,136.8	304.3	1,005.1	514.3	392.5	571.3	649.3	2,394.9
1972	2,203.5	633.5	227.3	34.2	156.9	20.0	105.0	189.6	421.6	622.7
1973	1,942.3	714.3	27.9	17.6	266.0	20.0	5.1	227.2	112.0	600.1
1974	1,935.6	815.5	338.6	100.4	137.9	34.6	110.0	100.0	355.7	281.5
1975	2,902.1	1,956.1	345.6	0.4	8.9	226.6	109.8	6.1	193.8	400.4
1976	2,020.3	1,010.1	835.6	5.0	274.3	221.8	21.0	47.3	266.2	154.6
1977	1,099.9	429.2	461.2	21.3	50.0	272.4	58.0	34.5	25.0	209.5
1978	4,094.2	3,002.3	1,572.6	56.0	254.1	954.7	112.9	22.7	162.2	219.3
1979	4,117.0	3,346.6	645.6	111.7	114.7	91.1	250.0	53.1	25.0	124.8
1980	3,797.7	2,071.0	1,328.1	20.5	342.3	137.4	1.0	526.0	330.9	398.6
1981	1,189.3	447.5	664.4	27.4	2.2	354.4	30.4	..	250.0	77.4

Secret

Table 17

USSR: Economic Aid Extended to LDCs

Million US \$

Recipient	1954-71	1972	1973	1974	1975	1976	1977	1978	1979	1980	1981	Total
<b>Total</b>	7,887.9	641.5	714.3	815.5	1,956.1	1,030.1	429.2	3,002.3	3,346.6	2,071.0	447.5	22,354.0
<b>North Africa</b>	545.8		6.0	0.4	NA	565.8		2,000.0	16.0	315.0	NA	3,249.0
Algeria	26.4					290.0			16.0	315.0	NA	1,047.4
Mauritania	1.1		6.0	0.4	NA							7.5
Morocco	98.0							2,000.0				2,098.0
Tunisia	20.3					75.8						96.1
<b>Sub-Saharan Africa</b>	794.5	3.6	14.5	51.8	119.3	83.2	58.4	13.2	1,295.1	309.9	126.7	2,871.2
Angola						25.5	5.5	1.6	0.1			32.7
Benin				5.3								9.5
Cameroon	7.8			0.2								8.0
Cape Verde								2.5	NA		0.2	2.7
<b>Central African Republic</b>	2.8			0.4		0.1						3.3
Chad	2.2		0.9	1.0	0.9							5.0
Congo	13.9		4.4		27.6					0.1		46.0
Equatorial Guinea	1.1											1.1
Ethiopia	101.8			0.7	1.9		25.0	1.9	94.3	188.8	62.2	476.6
Gambia				0.2								0.2
Ghana	91.0						1.0					92.0
Guinea	199.7		6.5	2.0	3.5		0.8				1.3	95.3
Guinea Bissau					0.5	10.6				3.3		215.8
Kenya	48.7										0.4	11.5
Liberia												48.7
Madagascar				13.4		1.0				0.1		10.1
Mali	73.4	3.6		11.8		5.9				50.0		70.3
Mauritius	5.0						2.1	1.0	0.7	0.6	6.2	99.4
<b>Mozambique</b>					14.0	42.5	5.0			67.0		150
Niger			0.9	1.2				0.2				173.5
Nigeria	7.2											2.3
Rwanda			0.5	0.5				1,200.0				1,207.2
												1.0

Secret

Secret

Sao Tome Principe																					NA
Senegal	6.7	0.4	0.5		NA																8.1
Sierra Leone	28.0								0.5												1.5
Somalia	87.8		13.6	62.6	3.5																164.5
Sudan	64.8																				64.8
Tanzania	20.0								18.5												208.5
Uganda	15.6			8.3																	23.9
Upper Volta	3.2		0.9	1.6						0.1											5.8
Zambia	11.8		3.4																		20.9
<b>East Asia</b>	<b>159.1</b>		<b>1.1</b>	<b>100.0</b>	<b>0.7</b>																
Burma	13.4		1.0																		260.8
Indonesia	113.8			00.0																	16.4
Kampuchea	24.9																				213.8
Laos	5.0			0.7																	24.9
																					5.7
<b>Latin America</b>	<b>264.5</b>	<b>144.0</b>	<b>215.8</b>	<b>258.5</b>	<b>72.0</b>				<b>30.0</b>	<b>15.0</b>		<b>NA</b>	<b>251.0</b>	<b>168.6</b>							
Argentina	44.3			175.0						7.5											1,419.4
Bolivia	28.3				72.0																226.8
Brazil	34.5			53.5																	100.3
Chile	94.0	144.0																			143.0
Colombia	2.5			8.4	205.0																238.0
Costa Rica	15.0																				215.9
Ecuador	0.4																				15.0
Grenada																					35.0
Guyana																					1.0
Jamaica																					NA
Mexico									30.0												30.0
Nicaragua																					NA
Peru	25.5																				78.6
Uruguay	20.0			32.4						7.5											275.5
Venezuela																					59.9
<b>Middle East</b>	<b>3,298.4</b>	<b>281.6</b>	<b>189.4</b>	<b>202.3</b>	<b>1,047.3</b>	<b>504.8</b>				<b>748.8</b>		<b>1,600.0</b>		<b>54.7</b>							
Cyprus						14.0															7,927.3
Egypt	1,418.8			20.0																	14.0
Greece	7.7																				1,438.8
Iran	600.6		187.6		376.0																7.7
Iraq	553.7					150.0															1,164.2
Jordan						31.0															703.7

Secret

Table 17  
USSR: Economic Aid Extended to LDCs (continued)

Million US \$

Recipient	1954-71	1972	1973	1974	1975	1976*	1977	1978	1979	1980	1981	Total
North Yemen	98.4		0.7	5.0								
South Yemen	14.4	39.6	0.9	34.3		23.8		38.3			54.7	197.3
Syria	233.6	84.0		143.0	7.3	300.0		90.5				203.5
Turkey	371.2	158.0			650.0			670.0	1,600.0			767.9
<b>South Asia</b>	<b>2,825.6</b>	<b>224.3</b>	<b>503.4</b>	<b>244.2</b>	<b>530.3</b>	<b>4.3</b>	<b>340.8</b>	<b>225.3</b>	<b>435.5</b>	<b>1,195.1</b>	<b>97.5</b>	<b>6,626.3</b>
Afghanistan	702.2	121.0	(4.1)		425.0			0.3	435.4		27.3	2,120.5
Bangladesh	42.4	103.3	81.1	28.2	48.3						70.2	373.8
India	1,611.8		330.0				340.0			800.0		3,081.8
Nepal	20.8		3.0			4.3	0.8					29.0
Pakistan	409.1		71.0	216.0					0.1			921.1
Sri Lanka	39.3		3.8	NA	57.0			225.0				100.1

Secret

Million US \$

Table 18

Eastern Europe: Economic Aid Extended to LDCs

Recipient	1954-71	1972	1973	1974	1975	1976	1977	1978	1979	1980	1981	Total
Total	3,036.8	927.3	627.9	838.6	545.6	835.6	461.2	1,572.6	645.6	1,328.1	664.4	11,883.7
North Africa	223.6	150.0	97.7	10.0	182.5	125.0	35.0	110.0	45.0	..	250.0	1,228.8
Algeria	94.1	130.0	97.7	..	182.5	..	..	..	..	..	250.0	774.3
Mauritania	..	..	..	10.0	..	..	..	..	..	..	..	10.0
Morocco	55.2	..	..	..	..	25.0	..	88.7	45.0	..	..	213.9
Tunisia	74.3	..	..	..	..	100.0	35.0	21.3	..	..	..	230.6
Sub-Saharan Africa	327.5	78.8	50.0	106.3	63.3	99.5	107.5	586.4	178.6	280.5	113.8	1,992.2
Angola	..	..	..	..	..	22.5	NA	76.0	..	..	..	98.5
Benin	..	..	..	..	..	NA	..	..	..	..	0.1	0.1
Burundi	..	..	..	..	..	..	NA	..	..	..	NA	..
Cape Verde	..	..	..	..	..	5.6	..	..	..	..	NA	5.6
Congo	5.1	2.5	30.0	..	..	..	22.0	..	..	..	..	59.6
Ethiopia	17.5	..	..	..	1.8	..	23.3	307.2	2.2	22.5	4.5	379.0
Gabon	..	..	..	..	..	..	..	1.7	..	..	..	1.7
Ghana	104.1	..	..	..	..	..	..	42.5	..	..	..	146.6
Guinea	29.7	..	..	80.0	..	..	..	..	..	..	0.2	109.9
Guinea Bissau	..	..	..	..	..	2.5	5.0	..	..	..	..	7.5
Ivory Coast	..	..	..	..	..	..	..	..	..	..	..	..
Madagascar	..	..	..	..	..	0.2	..	0.2	0.2	37.0	..	37.6
Mali	22.6	..	..	..	..	..	..	..	..	..	..	22.6
Mozambique	..	..	..	..	27.0	17.7	24.0	2.0	..	..	75.0	145.7
Nigeria	14.0	..	..	26.0	..	16.0	..	60.0	86.7	158.8	20.0	381.5
Sao Tome Principe	..	..	..	..	..	..	NA	..	..	..	..	NA
Senegal	..	..	..	..	..	35.0	..	..	..	..	..	35.0
Somalia	4.2	6.5	..	..	..	NA	0.2	..	..	..	..	10.9
Sudan	123.6	..	20.0	0.3	34.5	..	33.0	24.4	3.0	30.0	..	268.8
Tanzania	6.7	19.8	..	..	..	..	..	29.9	21.0	..	..	77.4
Uganda	..	..	..	..	..	..	..	22.5	1.3	..	..	23.8
Zambia	..	50.0	..	..	..	..	..	20.0	64.2	33.2	..	166.4
Zimbabwe	..	..	..	..	..	..	..	..	..	..	14.0	14.0

SECRET

Table 18

Eastern Europe: Economic Aid Extended to LDCs (continued)

Million US \$

Recipient	1954-71	1972	1973	1974	1975	1976	1977	1978	1979	1980	1981	Total
<b>East Asia</b>	342.5			0.5	34.5	4.5	75.0	170.0		40.0		667.0
Burma	33.1							140.0		40.0		213.1
Indonesia	292.1						75.0					367.1
Kampuchea	17.3											17.3
Laos				0.5	3.5							4.0
Philippines					31.0	4.5		30.0				65.5
<b>Latin America</b>	466.8	110.2	50.7	319.9	155.5	177.3	89.5	245.0	274.0	194.3	50.6	2,133.8
Argentina	10.4			287.9								298.3
Bolivia	33.2	0.2	7.0		1.5	5.3	15.0			14.3	0.4	76.9
Brazil	170.6				150.0	100.0		200.0		150.0	10.0	780.6
Chile	101.0	25.0	18.7									144.7
Colombia	16.0					55.0		10.0				81.0
Costa Rica				2.0			10.0					12.0
Ecuador	15.0				4.0							19.0
Grenada												NA
Guyana				10.0								NA
Jamaica							20.0	6.5				36.5
Mexico							8.0	28.0	250.0			286.0
Nicaragua						12.0	35.0					47.0
Panama									20.0	10.0	40.2	90.2
Peru	84.2	85.0	25.0	20.0			1.5	0.5	4.0			4.0
Uruguay	26.4											216.2
Venezuela	10.0					5.0						31.4
												10.0
<b>Middle East</b>	1,598.2	529.8	227.9	314.8	99.8	394.3	147.9	440.9	63.0	677.2		4,493.8
Cyprus						5.0				5.0		10.0
Egypt	688.8		96.0	20.0	25.0		95.0			300.0		1,224.8
Greece						NA						NA
Iran	428.4	10.0	102.6			145.0						686.0
Iraq	243.3	200.0				NA	50.0					493.3
Jordan						NA						NA



Lebanon	13.1	5.2							9.2
North Yemen	40.3	11.4	6.3	2.9	5.9	38.0	15.0	25.0	38.1
South Yemen	165.0	271.6	15.0	230.6	72.0	350.0			124.8
Syria	19.3	48.2	2.9	238.0	2.8	85.0	357.2		1,542
Turkey	478.2	58.5	201.6	87.1	10.0	35.0	6.3	20.3	753.4
South Asia	11.0	28.0							
Afghanistan	11.7	48.5	12.1	76.5	10.0				
Bangladesh	350.0								
India	53.0								
Pakistan	52.5	10.0							
Sri Lanka				10.6				20.0	
							136.1	250.0	1,368.1
							136.1	35.0	210.4
								50.0	458.8
									455.0
									150.8
									93.1

Table 19

China: Economic Aid Extended to LDCs

Million US \$

Recipient	1954-71	1972	1973	1974	1975	1976	1977	1978	1979	1980	1981	Total
<b>Total</b>	<b>2,394.9</b>	<b>622.7</b>	<b>600.1</b>	<b>281.5</b>	<b>400.4</b>	<b>154.6</b>	<b>209.5</b>	<b>219.3</b>	<b>124.8</b>	<b>398.6</b>	<b>77.4</b>	<b>5,483.8</b>
<b>North Africa</b>	<b>117.5</b>	<b>40.7</b>	<b>3.6</b>	<b>56.9</b>	<b>35.0</b>		<b>57.0</b>	<b>20.0</b>				<b>330.7</b>
Algeria	92.0											92.0
Mauritania	25.5	0.7	3.6	56.9								86.7
Morocco				35.0				20.0				55.0
Tunisia	40.0						57.0					97.0
<b>Sub-Saharan Africa</b>	<b>1,143.1</b>	<b>220.5</b>	<b>379.9</b>	<b>185.1</b>	<b>274.2</b>	<b>118.9</b>	<b>77.2</b>	<b>85.6</b>	<b>39.1</b>	<b>236.4</b>	<b>57.4</b>	<b>2,817.4</b>
Benin		44.0										44.0
Botswana						16.6						16.6
Burundi		20.0										20.0
Cameroon			71.0				32.4					103.4
Cape Verde								1.5	0.1			1.6
Central African Republic	4.0					10.0						14.2
Chad	0.4		49.7	0.5	17.0							67.6
Comoros												
Congo	45.2	24.0										69.2
Djibouti							6.0					6.0
Equatorial Guinea	24.0			0.1						30.0		54.1
Ethiopia	84.0		1.8			16.7						102.5
Gabon										36.0		36.0
Gambia					25.0							25.0
Ghana	42.0				16.8							58.8
Guinea	79.5	17.8		1.5								98.8
Guinea Bissau								0.7				0.7
Kenya	17.9				16.6					34.0		68.5
Liberia												
Madagascar							23.0					23.0
Mali	79.7		44.4		57.5	20.6						202.2
Mauritius		35.2									0.4	35.6

Mozambique																									64.2
Niger																									52.5
Rwanda		22.0	0.1										34.3												56.5
Sao Tome Principe											17.6						0.7								18.3
Senegal													51.8 **												51.9
Seychelles																		3.5							3.5
Sierra Leone		60.0	1.2																						61.2
Somalia		132.3									4.0	0.5					18.0								164.5
Sudan		81.6																							138.9
Tanzania		259.1									0.4	75.0													368.5
Togo												0.5													45.5
Uganda		15.0																							41.5
Upper Volta											49.3	1.5													51.0
Zaire											100.0														137.6
Zambia		218.4									10.0	51.5	24.0	27.5											337.6
Zimbabwe																									26.5
East Asia		247.5									25.0	1.2	NA					NA		64.4					338.1
Burma		108.0																			64.4				172.4
Indonesia		47.2																							47.2
Kampuchea		92.3																							92.3
Laos																									26.2
Thailand											23.0	1.2								NA					NA
Western Samoa																				NA					NA
Europe											45.0														45.0
Malta											45.0														45.0
Latin America		44.0	89.0								8.5	10.0	1.7							1.7		1.3			155.7
Chile		2.0	63.0																						65.0
Guyana			26.0									10.0										1.3			37.3
Jamaica												8.5								1.7					11.4
Peru		42.0												1.2											42.0
Middle East		243.9	88.								37.1	1.5								27.0	12.5	27.0			533.8
Egypt		68.8									23.0														192.8
Iraq		45.0																							45.0
North Yemen		56.6									21.2	0.9								22.0					129.7
South Yemen		55.2									22.2		1.5							12.5	5.0				96.4
Syria		16.3	45.0								8.2														69.5

Table 19  
China: Economic Aid Extended to LDCs (continued)

Million U.S.\$

Recipient	1954-71	1972	1973	1974	1975	1976	1977	1978	1979	1980	1981	Total
South Asia	598.9	139.1	179.5	4.5	80.0	7.5	62.8	85.0	20.0	66.2	20.0	1,263.5
Afghanistan	28.0	48.5										76.5
Bangladesh	11.0						62.8					106.9
Nepal	67.6	35.0			80.0	4.5				33.1		207.1
Pakistan	407.5		165.5					25.0	20.0	33.		651.1
Sri Lanka	84.8	55.6	14.0	4.5		3.0		60.0				221.9

Table 20

Number of Persons

Communist Economic Technicians in LDCs, 1981

	Total	USSR	Eastern Europe	China	Cuba	North Korea
<b>Total</b>	<b>138,240</b>	<b>34,970</b>	<b>60,715</b>	<b>17,935</b>	<b>23,075</b>	<b>1,545</b>
<b>Africa</b>	<b>85,315</b>	<b>15,770</b>	<b>44,830</b>	<b>8,550</b>	<b>14,685</b>	<b>1,480</b>
<b>North Africa</b>	<b>53,745</b>	<b>8,065</b>	<b>37,805</b>	<b>1,575</b>	<b>5,250</b>	<b>1,050</b>
Algeria	11,760	6,000	5,150	360	250	..
Libya	37,705	1,500	30,200	5	5,000	1,000
Mauritania	590	40	..	550	..	..
Morocco	2,445	200	2,160	35	..	50
Tunisia	1,245	325	295	625	..	..
<b>Sub-Saharan Africa</b>	<b>31,570</b>	<b>7,705</b>	<b>7,025</b>	<b>6,975</b>	<b>9,435</b>	<b>430</b>
Angola	10,410	1,000	2,900	10	6,500	..
Benin	265	10	10	200	30	15
Botswana	10	..	..	10	..	..
Burundi	390	25	10	300	15	40
Cameroon	605	50	5	550	..	..
Cape Verde	50	25	5	5	15	..
Central African Republic	200	25	25	150	..	..
Congo	1,620	850	70	500	200	..
Equatorial Guinea	105	..	..	100	5	..
Ethiopia	3,050	1,000	800	250	1,000	..
Gabon	40	..	10	30	..	..
Gambia	220	..	20	200	..	..
Ghana	255	15	65	175	..	..
Guinea	985	460	200	150	125	50
Guinea Bissau	500	200	75	75	150	..
Kenya	35	10	25	..	..	..
Liberia	205	..	5	200	..	..
Madagascar	565	90	15	420	40	..
Mali	930	400	20	400	10	100
Mauritius	15	..	..	15	..	..
Mozambique	2,850	500	1,300	40	1,000	10
Niger	95	10	5	80	..	..
Nigeria	3,535	2,500	900	125	10	..
Rwanda	140	10	..	130	..	..
Sao Tome Principe	285	10	5	45	225	..
Senegal	391	40	50	300	..	..
Seychelles	55	5	..	25	20	5
Sierra Leone	335	25	10	300	..	..
Somalia	405	..	5	400	..	..

~~Secret~~

Table 20

Number of Persons

Communist Economic Technicians in LDCs, 1981<sup>a</sup> (continued)

	Total	USSR	Eastern Europe	China	Cuba	North Korea
Sudan	500	10	10	475	..	5
Tanzania	595	125	75	200	75	120
Togo	420	5	..	400	..	15
Uganda	125	15	5	50	15	40
Upper Volta	135	5	..	130	..	..
Zaire	430	10	200	220	..	..
Zambia	790	275	200	300	..	15
Zimbabwe	30	..	..	15	..	15
East Asia	260	20	40	150	..	50
Burma	215	5	10	150	..	50
Indonesia	10	..	10	..	..	..
Philippines	20	5	15	..	..	..
Singapore	5	5	..	..	..	..
Thailand	10	5	5	..	..	..
Europe	150	..	150	..	..	..
Malta	150	..	150	..	..	..
Latin America	5,635	350	580	65	4,640	..
Argentina	60	40	20	..	..	..
Bolivia	75	25	50	..	..	..
Brazil	105	30	75	..	..	..
Colombia	70	60	10	..	..	..
Ecuador	10	..	10	..	..	..
El Salvador	5	..	5	..	..	..
Grenada	575	25	50	..	500	..
Guyana	80	10	40	5	25	..
Jamaica	150	..	..	35	115	..
Mexico	135	25	100	10	..	..
Nicaragua	4,200	75	125	..	4,000	..
Panama	15	5	..	10	..	..
Peru	120	30	85	5	..	..
Uruguay	25	20	5	..	..	..
Venezuela	10	5	5	..	..	..
Middle East	38,825	12,780	14,370	8,010	3,650	15
Abu Dhabi	15	..	15	..	..	..
Egypt	125	15	100	10	..	..
Greece	15	10	5	..	..	..
Iran	2,450	2,100	350	..	..	..

~~Secret~~

Table 20 (continued)

Number of Persons

	Total	USSR	Eastern Europe	China	Cuba	North Korea
Iraq	20,500	5,000	8,000	4,000	3,500	
Jordan	1,825	25	1,300	500		
Kuwait	1,700		1,500	200		
Lebanon	5	5				
North Yemen	3,390	125	50	3,200		5
South Yemen	2,925	2,000	700	75	150	
Syria	4,125	2,000	2,100	25		
Turkey	1,750	1,500	250			
South Asia	8,055	6,050	745	1,160	100	
Afghanistan	3,850	3,500	250		100	
Bangladesh	140	75	55	10		
India	1,640	1,500	140			
Nepal	210	10		200		
Pakistan	1,900	900	250	750		
Sri Lanka	315	65	50	200		

\* Minimum estimates of number present for a period of one month or more. Numbers are rounded to nearest five.

~~Secret~~

Table 21

Number of Persons

Technical Trainees From LDCs  
in Communist Countries, 1956-81<sup>a</sup>

	1956-81				1981			
	Total	USSR	Eastern Europe	China	Total	USSR	Eastern Europe	China
<b>Total</b>	<b>59,865</b>	<b>38,000</b>	<b>20,785</b>	<b>1,080</b>	<b>4,805</b>	<b>2,915</b>	<b>1,890</b>	<b>..</b>
<b>Africa</b>	<b>16,300</b>	<b>7,300</b>	<b>8,650</b>	<b>350</b>	<b>2,300</b>	<b>700</b>	<b>1,600</b>	<b>..</b>
<b>North Africa</b>	<b>6,355</b>	<b>2,435</b>	<b>3,920</b>	<b>..</b>	<b>500</b>	<b>300</b>	<b>200</b>	<b>..</b>
Algeria	5,460	1,935	3,525	..	350	250	100	..
Libya	175	50	125	..	150	50	100	..
Mauritania	50	50	..	..	..	..	..	..
Morocco	325	270	55	..	..	..	..	..
Tunisia	345	130	215	..	..	..	..	..
<b>Sub-Saharan Africa</b>	<b>9,945</b>	<b>4,865</b>	<b>4,730</b>	<b>350</b>	<b>1,800</b>	<b>400</b>	<b>1,400</b>	<b>..</b>
Angola	900	485	415	..	100	50	50	..
Benin	785	465	320	..	..	..	..	..
Burundi	65	..	45	20	..	..	..	..
Cameroon	30	30	..	..	..	..	..	..
Central African Republic	120	85	35	..	..	..	..	..
Congo	130	75	50	5	..	..	..	..
Ethiopia	485	265	170	50	150	100	50	..
Ghana	800	445	345	10	..	..	..	..
Guinea	1,695	1,255	440	..	..	..	..	..
Kenya	125	10	115	..	..	..	..	..
Liberia	10	..	10	..	..	..	..	..
Madagascar	20	20	..	..	..	..	..	..
Mali	665	450	175	40	50	50	..	..
Mauritius	140	140	..	..	..	..	..	..
Mozambique	1,635	150	1,485	..	1,200	..	1,200	..
Nigeria	1,025	500	525	..	300	200	100	..
Senegal	100	..	..	100	..	..	..	..
Somalia	370	285	85	..	..	..	..	..
Sudan	110	15	95	..	..	..	..	..
Tanzania	520	60	360	100	..	..	..	..
Uganda	60	55	5	..	..	..	..	..
Upper Volta	60	60	..	..	..	..	..	..
Zambia	95	15	55	25	..	..	..	..
<b>East Asia</b>	<b>1,115</b>	<b>360</b>	<b>345</b>	<b>410</b>	<b>..</b>	<b>..</b>	<b>..</b>	<b>..</b>
Burma	245	50	140	55	..	..	..	..
Indonesia	485	300	185	..	..	..	..	..
Kampuchea <sup>b</sup>	385	10	20	355	..	..	..	..

~~Secret~~



~~Secret~~

Table 21

Number of Persons

Technical Trainees From LDCs  
in Communist Countries, 1956-81<sup>a</sup> (continued)

	1956-81				1981			
	Total	USSR	Eastern Europe	China	Total	USSR	Eastern Europe	China
<b>Europe</b>	<b>35</b>	<b>..</b>	<b>35</b>	<b>..</b>	<b>..</b>	<b>..</b>	<b>..</b>	<b>..</b>
Malta	35	..	35	..	..	..	..	..
<b>Latin America</b>	<b>620</b>	<b>375</b>	<b>235</b>	<b>10</b>	<b>85</b>	<b>80</b>	<b>5</b>	<b>..</b>
Argentina	20	15	5	..	..	..	..	..
Bolivia	5	5	..	..	..	..	..	..
Brazil	15	5	10	..	..	..	..	..
Chile	55	20	35	..	..	..	..	..
Colombia	110	90	20	..	75	75	..	..
Ecuador	25	20	5	..	..	..	..	..
Grenada	10	5	5	..	10	5	5	..
Guyana	45	30	5	10	..	..	..	..
Mexico	130	85	45	..	..	..	..	..
Peru	205	100	105	..	..	..	..	..
<b>Middle East</b>	<b>27,425</b>	<b>18,795</b>	<b>8,410</b>	<b>220</b>	<b>770</b>	<b>685</b>	<b>85</b>	<b>..</b>
Cyprus	100	50	50	..	..	..	..	..
Egypt	9,500	5,685	3,815	..	25	25	..	..
Iran	5,435	4,625	810	..	125	100	25	..
Iraq	6,275	4,375	1,890	10	535	500	35	..
North Yemen	900	455	235	210	10	10	..	..
South Yemen	475	430	45	..	25	25	..	..
Syria	2,740	1,320	1,420	..	50	25	25	..
Turkey	2,000	1,855	145	..	..	..	..	..
<b>South Asia</b>	<b>14,370</b>	<b>11,170</b>	<b>3,110</b>	<b>90</b>	<b>1,650</b>	<b>1,450</b>	<b>200</b>	<b>..</b>
Afghanistan	3,975	2,970	1,005	..	1,200	1,000	200	..
Bangladesh	990	790	200	..	..	..	..	..
India	6,490	4,760	1,730	..	250	250	..	..
Nepal	190	140	10	40	..	..	..	..
Pakistan	2,520	2,365	120	35	200	200	..	..
Sri Lanka	205	145	45	15	..	..	..	..

<sup>a</sup> Minimum estimates of number of persons departing. Numbers are rounded to nearest five.

<sup>b</sup> Data are through the end of 1974 because a Communist government was formed in 1975.

~~Secret~~

Secret

Table 22

Academic Students From LDCs Trained in Communist Countries, 1956-81

Number of Persons

	Departures to Communist Countries					Being Trained as of December 1981						
	1956-81					1981						
	Total	USSR	Eastern Europe	China	Total	USSR	Eastern Europe	China	Total	USSR	Eastern Europe	China
Total	148,780	85,905	61,080	1,795	12,520	8,380	4,085	55	72,515	42,800	29,290	55
Africa	72,080	41,635	29,115	1,330	5,875	3,910	1,920	45	35,115	19,325	15,480	310
North Africa	10,170	5,235	4,865	70	1,000	625	360	15	4,515	2,680	1,805	30
Algeria	5,720	2,715	2,990	15	350	150	200		2,225	1,200	1,025	
Libya	280	120	160		110	60	50		275	115	160	
Mauritania	735	640	85	10	50	45	5		280	205	75	
Morocco	1,425	870	555		220	170	50		650	420	230	
Tunisia	2,010	890	1,075	45	270	200	55	15	1,085	740	315	30
Sub-Saharan Africa	61,910	36,400	24,250	1,260	4,875	3,285	1,560	30	30,600	16,645	13,675	280
Angola	2,030	1,035	995		315	215	80		1,655	810	345	
Benin	630	455	165	10	60	50	10		400	175	75	
Botswana	195	130	65		25	20	5		80	75	5	
Burundi	950	505	430	15	70	35	30	5	520	100	410	10
Cameroon	1,225	745	430	30	25	10	10	5	150	70	50	30
Cape Verde	495	425	70		30	25	5		340	275	65	
Central African Republic	1,155	660	315	180	65	50	15		530	295	230	5
Chad	755	565	80	110	30	25	5		245	175	60	10
Comoros	65	50		15	5	5			30	30		
Congo	2,735	1,940	695	100	200	150	50		1,945	1,300	545	100
Djibouti	20	20			5	5			20	20		
Equatorial Guinea	475	345	130		30	30			250	250		
Ethiopia	4,860	4,575	2,270	15	1,235	1,050	185		5,355	3,350	2,005	
Gabon	895	75	790	30	65	15	50		355	75	250	30
Gambia	205	205			20	20			45	45		
Ghana	3,675	1,870	1,775	30	365	165	200		1,135	650	485	

Secret

Guinea	2,795	1,430	1,320	45	110	60	50	825	455	370
Guinea Bissau	680	390	290	20	15	5	5	425	215	210
Ivory Coast	1,250	350	900	150	50	100	100	595	250	345
Kenya	2,520	1,630	880	10	65	60	5	805	655	150
Lesotho	230	130	95	5	10	5	5	45	15	30
Liberia	230	105	120	5	..	..	..	115	65	45
Madagascar	2,280	2,000	275	5	250	230	20	2,180	2,000	180
Malawi	45	25	20	..	15	10	5	15	10	5
Mali	1,960	1,370	590	..	135	100	35	735	500	235
Mauritius	475	375	100	..	40	30	10	230	185	45
Mozambique	2,675	325	2,150	..	210	110	100	2,535	385	2,150
Niger	625	490	105	30	30	20	10	205	150	55
Nigeria	6,135	3,110	3,010	15	500	250	230	3,250	1,000	2,250
Reunion	95	80	15	..	10	5	5	55	40	15
Rwanda	495	455	40	..	40	40	..	225	185	40
Sao Tome Principe	40	20	20	..	10	5	5	40	20	20
Senegal	865	635	195	35	60	40	20	310	205	105
Sierra Leone	1,330	1,075	235	20	60	40	20	475	405	65
Somalia	2,425	1,820	565	40	..	..	..	400	..	400
Sudan	3,930	1,580	2,280	70	215	100	100	1,610	460	1,100
Tanzania	2,665	1,485	995	185	125	50	70	5	485	300
Togo	740	620	100	20	65	65	..	445	415	30
Uganda	1,230	915	285	30	15	15	..	180	80	100
Upper Volta	505	470	35	..	20	20	..	350	350	..
Zaire	1,625	840	775	10	70	40	30	405	75	330
Zambia	980	535	245	200	10	10	..	335	270	65
Zimbabwe	770	340	360	..	95	25	70	270	110	160
East Asia	3,175	1,635	1,405	135	5	5	..	15	15	..
Burma	535	250	265	20	..	..	..	..	..	..
Indonesia	1,935	1,030	825	80	..	..	..	..	..	..
Kampuchea <sup>b</sup>	220	60	150	10	..	..	..	..	..	..
Laos <sup>b</sup>	420	255	145	20	..	..	..	..	..	..
Malaysia	5	5	..	..	..	..	..	..	..	..
Philippines	30	30	..	..	5	5	..	15	15	..
South Vietnam <sup>b</sup>	20	..	20	..	..	..	..	..	..	..
Thailand	10	5	..	5	..	..	..	..	..	..

Secret

Table 22

Academic Students From LDCs Trained in Communist Countries, 1956-81 (continued)

Number of Persons

	Departures to Communist Countries				Being Trained as of December 1981			
	1956-81				1981			
	Total	USSR	Eastern Europe	China	Total	USSR	Eastern Europe	China
Europe	40	20	15	5	..	..	..	..
Malta	40	20	15	5	..	..	..	..
Latin America	13,970	8,785	5,170	15	1,390	945	445	..
Argentina	450	235	215	..	10	5	5	..
Belize	20	..	..	..	5	5	..	..
Bolivia	910	520	390	..	20	10	10	..
Brazil	560	290	270	..	20	5	15	..
Chile	730	530	200	..	10	5	5	..
Colombia	1,565	975	590	..	110	100	10	..
Costa Rica	910	560	350	..	100	50	50	..
Dominica	10	5	5	..	10	5	5	..
Dominican Republic	925	700	225	..	150	125	25	..
Ecuador	1,405	1,070	735	..	190	140	50	..
El Salvador	305	160	145	..	10	5	5	..
French West Indies	155	100	55	..	15	10	5	..
Grenada	40	40	..	..	20	20	..	..
Guatemala	145	120	25	..	20	15	5	..
Guyana	350	140	210	..	20	5	15	..
Haiti	170	85	85	..	10	5	5	..
Honduras	470	295	175	..	50	25	25	..
Jamaica	65	35	30	..	10	5	5	..
Mexico	45	460	275	10	35	25	10	..
Nicaragua	725	450	275	..	250	150	100	..
Panama	1,000	650	350	..	175	100	75	..
Paraguay	20	10	10	..	..	..	..	..
Peru	1,115	1,005	310	..	145	125	20	..
Total	6,800	4,360	2,440	..	835	355	480	..
USSR	35	25	10	..	85	30	55	..
Eastern Europe	20	20	..	..	75	45	30	..
China	105	65	40	..	40	40	..	..
Total	45	30	15	..	75	45	30	..
USSR	70	40	30	..	1,015	555	460	..
Eastern Europe	185	185	..	..	670	385	285	..
China	10	5	5	..	10	5	5	..
Total	800	700	100	..	800	700	100	..
USSR	835	355	480	..	835	355	480	..
Eastern Europe	85	30	55	..	85	30	55	..
China	75	45	30	..	75	45	30	..
USSR	40	40	..	..	40	40	..	..
Eastern Europe	80	55	25	..	80	55	25	..
China	95	20	75	..	95	20	75	..
USSR	40	25	15	..	40	25	15	..
Eastern Europe	230	125	105	..	230	125	105	..
China	55	25	30	..	55	25	30	..
USSR	140	80	60	..	140	80	60	..
Eastern Europe	425	260	165	..	425	260	165	..
China	1,000	650	350	..	1,000	650	350	..
USSR	795	770	25	..	795	770	25	..
Eastern Europe	145	125	20	..	145	125	20	..
China	145	125	20	..	145	125	20	..

	65	35	30	20	15	10	5	5	5	135	55	80
Uruguay												
Venezuela	515	295	215	5	5	5	5	5	5	135	55	80
Middle East	40,945	21,325	19,530	90	3,155	1,740	1,415	18,660	10,395	8,255	10	
Bahrain	320	280	40		20	15	5	190	150	40		
Cyprus	3,005	1,345	1,660		250	175	75	1,105	525	580		
Egypt	3,645	1,420	2,225		85		85	775	270	505		
Greece	170	5	160	5				120		120		
Iran	360	65	270	25				245		245		
Iraq	6,875	2,955	3,895	25	800	1,000	700	2,275	300	1,975		
Israel	75	75										
Jordan	8,320	4,000	4,320		1,260	800	450	7,605	4,000	3,605		
Kuwait	135	80	55					5		5		
Lebanon	1,535	1,025	510		55	50	5	545	500	45		
North Yemen	2,720	1,875	820	25	260	250	10	785	680	95	10	
Oman	15	15										
South Yemen	2,495	1,515	980		255	200	55	1,335	960	375		
Syria	11,035	6,455	4,570	10	180	150	30	3,665	3,000	665		
Trucial States	150	130	20									
Turkey	90	85	5					10	5	5		
South Asia	18,570	12,505	5,845	220	2,095	1,780	305	10	11,925	8,705	3,115	105
Afghanistan	11,390	7,515	3,870	5	1,700	1,500	200	8,700	6,225	2,475		
Bangladesh	1,890	1,365	510	15	115	80	35	920	600	305	15	
India	2,440	1,450	985	5	95	60	35	1,130	975	155		
Maldives	20	20			10	10		20	20			
Nepal	1,150	975	50	125	55	50		5	445	400	5	40
Pakistan	575	435	125	15	40	20	20			135	85	10
Sri Lanka	1,105	745	305	55	80	60	15	5	480	350	90	40

a Numbers are rounded to nearest five. Most of the estimates are based on scholarship awards.  
 b Data are through 1974 because Communist governments were formed in 1975.  
 c Data represent students from the United Arab Emirates, Qatar, and Bahrain before these countries became independent.

North Africa

96

TABLE 23

NORTH AFRICA: SUMMARY OF INFORMATION ON COMMUNIST ECONOMIC CREDITS AND GRANTS TO LESS DEVELOPED COUNTRIES BY DATE EXTENDED, 1954 - DECEMBER 1981

COMMUNIST COUNTRY	DATE EXTENDED	PROJECTS	MILLION CURRENT US \$		STATUS*	
			EXTENDED	DRAWN		
ALGERIA						
BULGARIA	1962 AUG	GRANT -- EQUIPMENT FOR 50-BED HOSPITAL	0.2	0.2	C	
	1962 OCT	GRANT -- PLATE GLASS (1,300 TONS)	0.6	0.6	C	
	1964 APR	LINE OF CREDIT TEXTILE MILL, BATNA TANNERY, DJIDJELL ELECTRIC MOTORS PLANT MINERAL PROSPECTING AND MINE DEVELOPMENT IRRIGATION AND LAND RECLAMATION STUDIES	5.4(A)	5.4	C C C C	
CZECHOSLOVAKIA	1970 JUL	LINE OF CREDIT FOR FOUR-YEAR PLAN MINERAL PROSPECTING DAM AND RECLAMATION PROJECT, MITIDJA WATER PURIFICATION PLANT WOOD PROCESSING PLANT MINING COMPLEX, KERKE, TUSSEF THREE BRICK PLANTS FIVE SLAUGHTERHOUSES AGRICULTURAL DEVELOPMENT, BLIDA, ASNAM, TIARET	40.0	22.5	UC UC S UC UC	
	TOTAL					
	1964 MAY	LINE OF CREDIT SHOE FACTORY, SIDI BEL ABBES RADIO TRANSMITTERS (\$3.4 MILLION) MOTOR BICYCLE ASSEMBLY EQUIPMENT WOOD PROCESSING MACHINERY POWER STATION, SKIKDA (B); (\$10.0 MILLION) COAL PROSPECTING AND EXPLORATION (\$0.1 MILLION)	46.2	28.7		
	TOTAL					
	1972 MAR	LINE OF CREDIT PUMP PLANT, MEDEA COMPLEX (\$36.0 MILLION) CEMENT PLANT	50.0	40.0	C	
	TOTAL					
				65.0	54.0	

Secret

Secret

TABLE 23  
NORTH AFRICA: SUMMARY OF INFORMATION ON COMMUNIST ECONOMIC CREDITS AND GRANTS  
TO LESS DEVELOPED COUNTRIES BY DATE EXTENDED, 1954 - DECEMBER 1981

COMMUNIST COUNTRY	DATE EXTENDED	PROJECTS	MILLION CURRENT US \$		STATUS*
			EXTENDED	DRAWN	
ALGERIA					
EAST GERMANY	1966 APR	GRANT -- PHANAGE EQUIPMENT	0.2	0.2	C
	1970 APR	LINE OF CREDIT IRON AND STEEL FOUNDRIES, MEDEA	14.1	14.1	C
	1975 JUN	CREDIT -- PUMP PLANT FOR MEDEA COMPLEX	19.0	19.0	C
	1975 NOV	CREDIT -- FOUNDRY COMPLEX, TIARET	93.5	52.5	UC
	1981	TRADE CREDIT CABLE FACTORY, BISKRA CEMENT PLANT, AIN JOUTA	250.0		UC
		TOTAL	376.8	85.8	S
HUNGARY	1962 OCT	GRANT -- EQUIPMENT FOR 100-BED HOSPITAL	0.5	0.5	C
	1970 AUG	LINE OF CREDIT FOUR FOOD PROCESSING PLANTS EL KSEUR, TAJER, BEJAIA, DJIDJELL: (\$9.0 MILLION) TECHNICAL COLLEGES, ORAN (\$5.0 MILLION) TRANSFORMERS, DARGUINEH, ICHIL AMDA, CONSTANTINE PREFABRICATED HOUSING PLANT, ANNABA	18.0(A)	18.0	C
	1975 NOV	LINE OF CREDIT LIMESTONE PLANT, SAIDA (\$19.0 MILLION) FOUR SILOS REFRIGERATION PLANT, AIN M'LILA MAIZE CULTIVATION INDUSTRIAL BAKERY, DEDOUJHE MOURAD RENOVATION OF WATER SUPPLY, BLIDA FIVE REFRIGERATION PLANTS, AIN BENIAN, SETIF, SIDI BEL ABBES, ORAN, ANNABA	70.0	23.6	C
		TOTAL	88.5	42.1	UC



TABLE 23

NORTH AFRICA: SUMMARY OF INFORMATION ON COMMUNIST ECONOMIC CREDITS AND GRANTS TO LESS DEVELOPED COUNTRIES BY DATE EXTENDED, 1954 - DECEMBER 1981

COMMUNIST COUNTRY	DATE EXTENDED	PROJECTS	MILLION CURRENT US \$		STATUS*
			EXTENDED	DRAWN	
ALGERIA					
POLAND	1962 JUL	GRANT -- WHEAT (1,000 TONS)	0.1	0.1	C
	1973 AUG	LINE OF CREDIT SHIPYARD, ORAN (FIRST STAGE) (\$5.0 MILLION) EQUIPMENT FOR TEXTILE MILL (\$3.0 MILLION) 13 LIVESTOCK FARMS PLYWOOD PLANT BRICK PLANT FORESTRY DEVELOPMENT SILK TEXTILE PRINTING PLANT TWO SULFURIC ACID PLANTS CAUSTIC SODA PLANT	97.7	13.0	C C C UC UC
		TOTAL	97.8	13.1	
PRC	1962 AUG	GRANT -- WHEAT (9,000 METRIC TONS)	0.5	0.5	C
	1962 SEP	GRANT -- STRUCTURAL STEEL (3,000 METRIC TONS)	1.3	1.3	C
	1963 OCT	LINE OF CREDIT AGRICULTURAL PROJECTS, TEBESSA CERAMIC FACTORY, GUELMA FOREIGN EXCHANGE (\$22.0 MILLION) EXPOSITION PALACE (\$8.0 MILLION) MEDICAL AID MINERAL PROSPECTING AND DEVELOPMENT HYDROGEOLOGICAL STUDIES AND WELL DIGGING SURGICAL INSTRUMENTS PLANT, MEDEA (\$7.5 MILLION)	50.0	50.0	C C C C C C C
	1965 APR	GRANT -- SCHOOL EQUIPMENT	0.2	0.2	C
	1971 OCT	LINE OF CREDIT DAM, WADI ISSER TEXTILE PLANT	40.0	6.8	C

Secret

Secret

TABLE 23  
 NORTH AFRICA: SUMMARY OF INFORMATION ON COMMUNIST ECONOMIC CREDITS AND GRANTS  
 TO LESS DEVELOPED COUNTRIES BY DATE EXTENDED, 1954 - DECEMBER 1961

COMMUNIST COUNTRY	DATE EXTENDED	PROJECTS	MILLION CURRENT US \$		STATUS*
			EXTENDED	DRAWN	
ALGERIA					
PRC	1971 OCT	RICE PROCESSING PLANT SILK PRODUCTION, SIDI BEL ABBES AGRICULTURAL AND WATER RESOURCES DEVELOPMENT SIX EXPERIMENTAL FARMS FISH BREEDING, MAZAGRAN BRICK PLANT CERAMICS PLANT	92.0	60.8	UC
		TOTAL	100.0	19.0	UC UC UC
ROMANIA	1972 MAR	LINE OF CREDIT GEOLOGICAL PROSPECTING IRRIGATION DAM, KSAB (\$5.0 MILLION) TELEPHONE NETWORK (\$6.0 MILLION) UNIVERSITY CENTER AND AGRICULTURAL SCHOOL (\$5.0 MILLION) NINE STATE FARMS DAM, EL TAKIA			UC C C C
		TOTAL	100.0	19.0	UC
USSR	1962 AUG	GRANT -- WHEAT (10,000 TONS)	0.6	0.6	C
	1963 OCT	LINE OF CREDIT TRUCKS TWO IL-18 AIRCRAFT (\$3.4 MILLION) AGRICULTURAL EQUIPMENT TECHNICAL ASSISTANCE EQUIPMENT FOR TEXTILE INSTITUTE INDUSTRIAL TRAINING CENTER AGRICULTURAL TRAINING CENTER GLASS FACTORY, ORAN 21 IRRIGATION DAMS	100.0	88.4	C C C C C C C
		TOTAL	100.6	89.0	C

TABLE 23

NORTH AFRICA: SUMMARY OF INFORMATION ON COMMUNIST ECONOMIC CREDITS AND GRANTS TO LESS DEVELOPED COUNTRIES BY DATE EXTENDED, 1954 - DECEMBER 1981

COMMUNIST COUNTRY	DATE EXTENDED	PROJECTS	MILLION CURRENT US \$		STATUS*
			EXTENDED	DRAWN	
ALGERIA					
	1963 OCT	COTTON LAND PREPARATION			C
		WELL DRILLING			C
		FORAGE CULTIVATION			C
		AGRICULTURAL EQUIPMENT WORKSHOPS			C
		MILK CO-OPS			C
		GEOLOGICAL PROSPECTING			UC
		ALUMINUMWARE FACTORY			UC
		RAYON PLANT			C
		REHABILITATION OF INDUSTRY			C
		LEAD AND ZINC CONCENTRATION PLANT, EL ABID			C
		GAS THERMAL POWER PLANT, ANNABA			UC
		FIVE WINE DISTILLERIES			UC
		PETROLEUM EXPLORATION			UC
		IRON ORE DEVELOPMENT			C
		MERCURY PRODUCTION PLANT, ISMAIL			C
		REHABILITATION OF MINES			C
		COMMODITIES (\$27.8 MILLION)			C
		AGRICULTURAL EXPERIMENT STATIONS			S
		CEMENT PLANT, ORAN			C
		AID TO FISHING INDUSTRY AND MERCHANT FLEET			C
		INSTITUTE FOR HYDROTECHNOLOGY, BLIDA			C
		TEACHER TRAINING INSTITUTE			UC
		DAM, TIZI OUZOU			C
	1964 JAN	GRANT -- IL-18 AIRCRAFT	1.7	1.7	C
	1964 JUL	GRANT -- PETROLEUM AND GAS INSTITUTE	2.0	2.0	C
	1964 JUL	CREDIT STEEL PLANT, ANNABA METALLURGICAL TRAINING CENTER, ANNABA	127.8	127.8	C UC C
	1966 MAR	GRANT -- 200-BED HOSPITAL, LAKHBARIA	2.0	2.0	C
	1966 AUG	TRADE CREDIT -- HYDROCARBON RESEARCH	3.4	3.4	C

~~Secret~~~~Secret~~

Secret

TABLE 23

NORTH AFRICA: SUMMARY OF INFORMATION ON COMMUNIST ECONOMIC CREDITS AND GRANTS TO LESS DEVELOPED COUNTRIES BY DATE EXTENDED, 1954 - DECEMBER 1981

COMMUNIST COUNTRY	DATE EXTENDED	PROJECTS	MILLION CURRENT US \$		STATUS
			EXTENDED	DRAWN	
ALGERIA					
USSR	1971 NOV	LINE OF CREDIT -- EXPANSION OF ANNABA STEEL PLANT	188.9	160.0	UC
	1976 JAN	**FRAMEWORK AGREEMENT			
	1976 APR	**TRADE CREDIT -- ALUMINUM PLANT, M'SILA	290.0	0.5	S
	1979 APR	CREDIT -- IRON AND STEEL STUDY	10.0	6.0	UC
	1979 OCT	CREDIT -- ELECTRICAL AND MECHANICAL INDUSTRY STUDY	6.0	4.0	UC
	1980 APR	**TRADE CREDIT THERMA - POWER PLANT (630 MW) KOLFRAM AND TIN MINING, LAOJUNI 10 TRAINING CENTERS HOUSING AND URBAN INSTITUTE EXPANSION OF PETROLEUM AND GAS INSTITUTE DAM, DRA EL MIZAN	315.0		
	1981 MAR	**CREDIT -- GAS PIPELINE	(C)		
		TOTAL	1047.4	396.4	
		ESTIMATED MINIMUM TOTAL FOR ALGERIA	1913.7	699.9	
MAURITANIA					
PRC	1967	GRANT -- YOUTH HOSTEL AND CULTURAL CENTER	0.7	0.7	C
	1967 MAR	CREDIT EXPERIMENTAL RICE FARM, ROSSO (50.9 MILLION) HYDROGEOLOGICAL DEVELOPMENT WATER PIPELINE, EDINE-NOUAKCHOTT (\$2.2 MILLION) WATER WELLS	4.0	4.0	C

Secret

TABLE 23

NORTH AFRICA: SUMMARY OF INFORMATION ON COMMUNIST ECONOMIC CREDITS AND GRANTS TO LESS DEVELOPED COUNTRIES BY DATE EXTENDED, 1954 - DECEMBER 1981

COMMUNIST COUNTRY	DATE EXTENDED	PROJECTS	MILLION CURRENT US \$		STATUS*
			EXTENDED	DRAWN	
MAURITANIA					
PRC	1967 MAR	AGRICULTURAL EQUIPMENT FACTORY, KAEDI (50.9 MILLION)			C
	1969	GRANT -- FOODGRAINS (3,000 METRIC TONS)	0.3(B)	0.3	C
	1971 APR	CREDIT	20.5	9.8	C
		PORT SURVEY, NOUAKCHOTT (\$1.0 MILLION)			C
		DISPENSARIES, AYOON, KIFFA, NENA, SELIBABY			C
		MEDICAL CENTER, NOUAKCHOTT (\$2.0 MILLION)			C
		SPORTS STADIUM (\$8.8 MILLION)			UC
		ELECTRIC GENERATING EQUIPMENT, KSAH			UC
		CEMENT FACTORY, NOUAKCHOTT			C
		POWERPLANT, NOUAKCHOTT			C
		FLOUR MILL, NOUAKCHOTT			C
		YOUTH CENTER, NOUAKCHOTT			C
	1972	GRANT -- RICE (5,000 METRIC TONS)	0.7(B)	0.7	C
	1973	GRANT -- RICE FARM	1.5(B)	1.5	C
	1973 JUL	GRANT -- FOODGRAINS (8,000 METRIC TONS)	2.1(B)	2.1	C
	1974 SEP	CREDIT -- ADDED TO APR 1971 CREDIT	55.0	23.2	UC
		PORT CONSTRUCTION, NOUAKCHOTT (\$30.0 MILLION)			UC
		ROAD			UC
		EXPERIMENTAL FARM, M'POURIE PLAIN (\$1.2 MILLION)			C
	1974 OCT	GRANT -- CORN (3,000 METRIC TONS)	0.4(B)	0.4	C
	1974 OCT	GRANT -- RICE (3,000 METRIC TONS)	1.5(B)	1.5	C
		TOTAL	86.7	44.2	
ROMANIA	1974 JUN	LINE OF CREDIT	10.0		

~~Secret~~

TABLE 23  
NORTH AFRICA: SUMMARY OF INFORMATION ON COMMUNIST ECONOMIC CREDITS AND GRANTS  
TO LESS DEVELOPED COUNTRIES BY DATE EXTENDED, 1954 - DECEMBER 1981

COMMUNIST COUNTRY	DATE EXTENDED	PROJECTS	MILLION CURRENT US \$		STATUS*
			EXTENDED	DRAWN	
MAURITANIA					
ROMANIA	1974 JUH	SURVEY STEEL WORKS, NOUADHIBOU MINERAL AND PETROLIUM EXPLORATION GEOLOGICAL RESEARCH EQUIPMENT			
		TOTAL	10.0		
USSR	1967 MAR	CREDIT -- ONE IL-18	1.1	1.1	C
	1973	GRANT -- OCEANOGRAPHIC RESEARCH LAB, NOUADHIBOU	5.0	3.1	UC
	1973 SEP	GRANT -- RICE (3,000 METRIC TONS)	1.0(B)	1.0	C
	1974 DEC	GRANT -- CORN (3,000 METRIC TONS)	0.4(B)	0.4	C
	1975 MAY	CREDIT -- FISHERIES DEVELOPMENT, NOUADHIBOU CANNERY REFRIGERATOR PLANT	(C)		S
		TOTAL	7.5	5.6	
MOROCCO		ESTIMATED MINIMUM TOTAL FOR MAURITANIA	104.2	49.8	
BULGARIA	1975 APR	LINE OF CREDIT	45.0		
		TOTAL	45.0		
CZECHOSLOVAKIA	1961 MAY	COPPER ORE DEVELOPMENT, TALAAT NOUAMANE	0.4	0.4	C
	1976 MAY	LINE OF CREDIT THERMAL POWER PLANTS CEMENT PLANTS	25.0		

TABLE 23

NORTH AFRICA: SUMMARY OF INFORMATION ON COMMUNIST ECONOMIC CREDITS AND GRANTS TO LESS DEVELOPED COUNTRIES BY DATE EXTENDED, 1954 - DECEMBER 1981

COMMUNIST COUNTRY	DATE EXTENDED	PROJECTS	MILLION CURRENT US \$		STATUS*
			EXTENDED	DRAWN	
MOROCCO					
CZECHOSLOVAKIA	1976 MAY	SUGAR MILLS TEXTILE PLANTS TRAINING CENTERS IRRIGATION			
	1978 OCT	CREDIT -- ADDED TO THE 1976 CREDIT TOTAL	25.0		
POLAND	1962 FEB	EQUIPMENT AND TECHNICAL ASSISTANCE FOR SUGAR BEET REFINERY, SIDI SL'MANE	50.4	0.4	
	1965 DEC	LINE OF CREDIT THREE SULFURIC ACID PLANTS (\$12.0 MILLION) SAF. 20 LOCOMOTIVES (\$4.0 MILLION) RAILWAY CARS (\$13.5 MILLION)	4.8	4.8	C
	1978	CREDIT -- PHOSPHORIC ACID PLANT TOTAL	30.0	22.5	
PRC	1975 MAR	CREDIT OLYMPIC SPORTS COMPLEX, RABAT COMMODITIES	13.7	13.7	C
	1978 DEC	CREDIT -- ADDED TO 1975 CREDIT FOR COMMODITIES TOTAL	48.5	48.0	
			35.0	10.0	UC UC
ROMANIA	1968 DEC	LINE OF CREDIT MINING AND METALLURGY STUDIES CEMENT PLANTS	20.0		
			55.0	10.0	
			20.0(B)	7.1	C

TABLE 23  
 NORTH AFRICA: SUMMARY OF INFORMATION ON COMMUNIST ECONOMIC CREDITS AND GRANTS  
 TO LESS DEVELOPED COUNTRIES BY DATE EXTENDED, 1954 - DECEMBER 1981

COMMUNIST COUNTRY	DATE EXTENDED	PROJECTS	MILLION CURRENT US \$		STATUS*
			EXTENDED	DRAWN	
MOROCCO					
ROMANIA	1968 DEC	THERMAL AND HYDROELECTRIC POWER PLANTS WATER DEVELOPMENT, LOUKKOS RIVER STUDIES ON WATER RESOURCES STOCK-BREEDING COMPLEX, DUKKALAH PETROLEUM SURVEY PROSPECTING FOR METALS HOUSING AND URBAN DEVELOPMENT COPPER MINE DEVELOPMENT (B) (\$1.0 MILLION) TALAAT IMINIRFI AND OUANSIMI COPPER FLOTATION PLANT, TALAAT NOUAMANE COPPER PROCESSING PLANT, OUANSIMI	50.0		C C UC S C C C
	1978 JUN	LINE OF CREDIT	50.0		
		TOTAL	70.0	7.1	
USSR	1966 OCT	TRADE CREDIT POWER PLANT, DJERADA, 1ST STAGE, 2ND STAGE	18.0(A)	18.0	C
	1966 OCT	LINE OF CREDIT DAM AND POWER PLANT, DRA RIVER (\$16.1 MILLION) PHOSPHATE EXTRACTION, BENGUERIR DAM, LOUKKOS RIVER HYDROELECTRIC PLANT, AIT ADEL (\$1.8 MILLION) IRRIGATION AND LAND DEVELOPMENT PETROLEUM AND GAS EXPLORATION (\$5.5 MILLION) FISHING BOATS (\$3.1 MILLION)	35.6	21.1	C C PC JC C UC
	1970 FEB	TRADE CREDIT EXPANSION POWER PLANT, DJERADA (\$4.5 MILLION) TRACTORS REFRIGERATION DEPOTS (\$23.6 MILLION) CASABLANCA AND AGADIR (\$4.8 MILLION) TANGIER	44.4	9.4	C C C S



TABLE 23

NORTH AFRICA: SUMMARY OF INFORMATION ON COMMUNIST ECONOMIC CREDITS AND GRANTS TO LESS DEVELOPED COUNTRIES BY DATE EXTENDED, 1954 - DECEMBER 1981

COMMUNIST COUNTRY	DATE EXTENDED	PROJECTS	MILLION CURRENT US \$		STATUS*
			EXTENDED	DRAWN	
MOROCCO					
USSR	1978 MAR	CREDIT -- TO DEVELOP MESKALA PHOSPHATES FEASIBILITY STUDY (\$20.0 MILLION)	2000.0	10.5	UC
		TOTAL	2098.0	59.0	
TUNISIA		ESTIMATED MINIMUM TOTAL FOR MOROCCO	2366.9	124.5	
BULGARIA	1963 FEB	CREDIT -- NATIONAL SPORTS CENTER, TUNIS	1.5(A)	1.5	C
	1968 APR	LINE OF CREDIT PHOSPHATE DEVELOPMENT (\$24.0 MILLION) GEOLOGICAL STUDIES (\$1.5 MILLION) HOTEL, HOUSING AND OFFICES, GAUSA (\$1.2 MILLION) COMMODITIES	26.7	18.5	UC C C UC
		TOTAL	28.2	20.0	
CZECHOSLOVAKIA	1961 OCT	LINE OF CREDIT TEXTILE MACHINERY, MONASTIR (\$0.4 MILLION) TRACTORS AND BUSES (\$0.5 MILLION)	10.0	0.9	C C
	1976 SEP	CREDIT -- MACHINERY AND EQUIPMENT VEHICLES	100.0	4.0	UC
		TOTAL	110.0	4.9	
EAST GERMANY	1964 APR	TEN FISHING VESSELS	0.6	0.6	C
	1967	TEN FISHING VESSELS	1.0	1.0	C
	1968	CREDIT -- EQUIPMENT FOR PHOSPHATE MINE, METLAOU	2.5	2.5	C
	1978 JUN	LINE OF CREDIT	21.3(A)	1.0	

Secret

Secret

TABLE 23

NORTH AFRICA: SUMMARY OF INFORMATION ON COMMUNIST ECONOMIC CREDITS AND GRANTS TO LESS DEVELOPED COUNTRIES BY DATE EXTENDED, 1954 - DECEMBER 1991

COMMUNIST COUNTRY	DATE EXTENDED	PROJECTS	MILLION CURRENT US \$		STATUS
			EXTENDED	DRAWN	
TUNISIA					
EAST GERMANY	1978 JUN	RAILROAD EQUIPMENT MACHINE TOOL WORKS, JERISSA			UC
		TOTAL	25.4	5.1	
HUNGARY	1977 OCT	LINE OF CREDIT AGRICULTURAL COMPLEX, MATEUR (\$7.0 MILLION) COLD STORAGE PLANT FLOUR MILL CANNERY 20 DIESEL TRAINS (\$22.0 MILLION) 20 RAILWAY PASSENGER CARS (\$5.0 MILLION) TRUCKS AND BUSES CABLE MAKING EQUIPMENT (\$0.7 MILLION)	35.0(D)	7.0	
		TOTAL	35.0	7.0	C UC UC
POLAND	1960 NOV	LINE OF CREDIT HARDWARE FACTORY (\$1.3 MILLION) TEXTILE MACHINERY (\$1.1 MILLION) MINING EQUIPMENT MECHANICAL CENTER CITY PLANNING (\$0.4 MILLION) PHOSPHATE PROCESSING PLANT, METLAOUI SUGAR BEET REFINERY (\$1.9 MILLION)	10.0(A)	5.0	C C C S C C C
		TOTAL	10.0	5.0	
PRC	1972 AUG	LINE OF CREDIT COMMODITIES (\$14.0 MILLION) CANAL, MEDJERDA RIVER-GAP BON FIRST STAGE	40.0	40.0	C UC C
	1977 FEB	CREDIT -- ADDED TO 1972 CREDIT	57.0	35.0	

TABLE 23

NORTH AFRICA: SUMMARY OF INFORMATION ON COMMUNIST ECONOMIC CREDITS AND GRANTS TO LESS DEVELOPED COUNTRIES BY DATE EXTENDED, 1954 -- DECEMBER 1981

COMMUNIST COUNTRY	DATE EXTENDED	PROJECTS	MILLION CURRENT US \$		STATUS*
			EXTENDED	DRAWN	
TUNISIA					
PRC	1977 FEB	CANAL, MEDJERDA RIVER-CAP BON ROAD, BECA - MAIHAGIA	97.0	75.0	UC S
		TOTAL			
ROMANIA	1968 JUL	LINE OF CREDIT PETROLEUM EXPLORATION PHOSPHATE MINE DEVELOPMENT, MRATA (\$2.5 MILLION) RAILWAYS COMMODITIES (\$4.0 MILLION)	22.0	6.5	C C C
		TOTAL	22.0	6.5	
USSR	1961 AUG	LINE OF CREDIT WATER RESOURCES DEVELOPMENT OUED KASEB DAM (\$4.8 MILLION) LAKE ISHKIL BARRAGE (\$4.7 MILLION) NATIONAL TECHNICAL INSTITUTE (\$4.5 MILLION)	14.0	12.0	C C C C
	1964 MAR	CREDIT -- MACHINE TOOLS	0.2	0.2	C
	1964 DEC	CREDIT -- COMMODITIES TO GENERATE LOCAL CURRENCY	5.5	5.5	C
	1967	CREDIT -- TWO TUGBOATS	0.6(A)	0.6	C
	1976 APR	CREDIT -- WATER DEVELOPMENT PROJECTS MACHINERY AND EQUIPMENT (\$6.6 MILLION) COMMODITIES	19.8	9.0	UC UC
	1976 APR	CREDIT -- ADDED TO 1961 LINE OF CREDIT EXPANSION OF TECHNICAL INSTITUTE, TUNIS (\$4.0 MILLION) DAM, JUMIN RIVER (\$28.0 MILLION)	56.0	23.6	UC UC

Secret

Secret

Secret

TABLE 23

NORTH AFRICA: SUMMARY OF INFORMATION ON COMMUNIST ECONOMIC CREDITS AND GRANTS TO LESS DEVELOPED COUNTRIES BY DATE EXTENDED, 1954 - DECEMBER 1981

COMMUNIST COUNTRY	DATE EXTENDED	PROJECTS	MILLION CURRENT US \$		STATUS
			EXTENDED	DRAWN	
TUNISIA					
USSR	1976 APR	CANAL, JUMIN DAM-MEDJERDA (\$21.0 MILLION) CAZALI DAM, ISHKIL REGION (\$3.0 MILLION)			UC UC
		TOTAL	96.1	52.9	
		ESTIMATED MINIMUM TOTAL FOR TUNISIA	423.7	176.4	
		ESTIMATED MINIMUM TOTAL FOR NORTH AFRICA	4808.5	1050.6	

NOTE: Credits on which repayment terms are known to be less concessionary than those normally associated with aid (25 percent grant element) have been designated as trade credits. We have included in this category those credits repayable in a minimum of five years (which do not meet the aid criteria) and are clearly designed to promote trade.

\* Symbols used in table 23 have the following meanings: S - under survey, UC - under construction or being implemented, CS - construction suspended, and C - completed.

\*\*This aid comes under framework agreements which call for long-term economic cooperation without identifying specific projects or the value of assistance to be provided. With raw exceptions, these agreements appear to be open-ended. As credits are assigned to specific projects under the framework agreements, they will be listed separately by date and will be identified with a double asterisk (\*\*) preceding the entry.

(A) The amount extended reflects an adjustment for downpayments.

(B) The amount extended is estimated.

(C) The amount extended is not known.

(D) Includes \$10.0 million of credits originally extended in 1975.

Secret

TABLE 24

SUB-SAHARAN AFRICA: SUMMARY OF INFORMATION ON COMMUNIST ECONOMIC CREDITS AND GRANTS TO LESS DEVELOPED COUNTRIES BY DATE EXTENDED, 1954 - DECEMBER 1981

COMMUNIST COUNTRY	DATE EXTENDED	PROJECTS	MILLION CURRENT US \$		STATUS*
			EXTENDED	DRAWN	
ANGOLA					
BULGARIA	1976 OCT	LINE OF CREDIT AGRICULTURAL ASSISTANCE	2.5(A)	1.6	UC
		TOTAL	2.5	1.6	
CZECHOSLOVAKIA	1978 AUG	LINE OF CREDIT AGRICULTURE ANIMAL HUSBANDRY	(B)		
	1981 JAN	**FRAMEWORK AGREEMENT			
		TOTAL			
EAST GERMANY	1976 JUN	GRANT -- COMMODITIES	10.0(A)	10.0	
	1976 AUG	LINE OF CREDIT PORT CRANES, LUANDA, MOCAMEDES, .OBITO GRAIN SILOS	10.0(A)	4.0	UC
	1978 OCT	GRANT -- MACHINE SHOP	0.1	0.1	C
		TOTAL	20.1	14.1	
POLAND	1977 APR	LINE OF CREDIT	(B)		
	1978	TRADE CREDIT -- TRACTORS	0.9	0.9	C
		TOTAL	0.9	0.9	
ROMANIA	1978 FEB	LINE OF CREDIT BOATS AND MARINE EQUIPMENT OIL INDUSTRY DEVELOPMENT	75.0		
		TOTAL	75.0		
USSR	1976 MAY	LINE OF CREDIT	21.0(A)	20.3	

Secret

Secret

Secret

TAELE 24  
 SUB-SAHARAN AFRICA: SUMMARY OF INFORMATION ON COMMUNIST ECONOMIC CREDITS AND GRANTS  
 TO LESS DEVELOPED COUNTRIES BY DATE EXTENDED, 1954 - DECEMBER 1981

COMMUNIST COUNTRY	DATE EXTENDED	PROJECTS	MILLION CURRENT US \$		STATUS*
			EXTENDED	DRAWN	
ANGOLA					
USSR	1976 MAY	300 TRACTORS (\$1.2 MILLION) FIVE TRAINING CENTERS, MALANJE, LUBANGO, NECUNZA, LOBITO, HUAMBO (\$5.0 MILLION) STATE FARMS, UMPATO, LUBANGO OIL DEPOTS, DONDO, MALANJE, PORT AMBOIN			C C UC UC
	1976 OCT	GRANT -- MEDICAL EQUIPMENT	0.5	0.5	C
	1977 MAR	GRANT -- FISHERIES AID	0.5	0.5	C
	1977 MAR	CREDIT -- FISHERIES DEVELOPMENT TEN TRAWLERS TECHNICAL ASSISTANCE	5.0(A)	4.0	C
	1978 MAR	GRANT -- SIX FISHING BOATS	0.1	0.1	UC UC
	1978 MAY	GRANT -- MODEL FARM FOR WHEAT, HUILA PROVINCE	1.5	1.3	C
	1979 JUL	GRANT -- FISHERIES PROTECTION VESSEL	0.1	0.1	UC
		TOTAL	32.7	26.8	C
		ESTIMATED MINIMUM TOTAL FOR ANGOLA	131.2	43.4	
BENIN					
PRC	1972 DEC	LINE OF CREDIT RICE CULTIVATION PROJECTS POBE, ABOMEY, MALANVILLE (\$5.5 MILLION) EXPERIMENTAL FARM CIGARETTE AND MATCH FACTORY STADIUM AND SPORTS COMPLEX, COTONOU (\$8.7 MILLION)	44.0	15.2	C UC UC C
		TOTAL	44.0	15.2	

Secret

TABLE 24

SUB-SAHARAN AFRICA: SUMMARY OF INFORMATION ON COMMUNIST ECONOMIC CREDITS AND GRANTS TO LESS DEVELOPED COUNTRIES BY DATE EXTENDED, 1954 - DECEMBER 1981

COMMUNIST COUNTRY	DATE EXTENDED	PROJECTS	MILLION CURRENT US \$		STATUS*
			EXTENDED	DRAWN	
BENIN					
ROMANIA	1976 MAY	CREDIT TOTAL	(B)		
USSR	1974	LINE OF CREDIT GEOLOGICAL AND MINING SURVEYS (\$2.0 MILLION) EXPERIMENTAL FARM, BOHICON	5.3	1.5	UC
	1981 DEC	CREDIT -- ADDED TO 1974 CREDIT STATE FARMS	4.2		UC
		TOTAL	9.5	1.5	
		ESTIMATED MINIMUM TOTAL FOR BENIN	53.5	16.7	
BOTSWANA					
PRC	1976 AUG	LINE OF CREDIT EXPERIMENTAL RICE FARM, MAUN (\$3.5 MILLION) MEDICAL SERVICES	16.6	2.6	UC
		TOTAL	16.6	2.6	UC
		ESTIMATED MINIMUM TOTAL FOR BOTSWANA	16.6	2.6	
BURUNDI					
EAST GERMANY	1981	GRANT -- VOCATIONAL SCHOOL EDUCATIONAL EQUIPMENT	0.1(A)	0.1	C
		TOTAL	0.1	0.1	
PRC	1972 JAN	LINE OF CREDIT ROAD, BUJUMBURA - RUTOVO HYDROELECTRIC COMPLEX, MUGERE RIVER (\$9.5 MILLION)	20.0	18.7	UC

Secret

TABLE 24

SUB-SAHARAN AFRICA: SUMMARY OF INFORMATION ON COMMUNIST ECONOMIC CREDITS AND GRANTS TO LESS DEVELOPED COUNTRIES BY DATE EXTENDED, 1954 - DECEMBER 1981

Secret

COMMUNIST COUNTRY	DATE EXTENDED	PROJECTS	MILLION CURRENT US \$		STATUS*
			EXTENDED	DRAWN	
BURUNDI					
PRC	1972 JAN	TEXTILE COMPLEX, BIJUMBURA COMMODITIES			
	1979 MAR	CREDIT -- ADDED TO 1972 CREDIT COMPLETION OF ROAD BUJUMBURA-RUTOVO COMPLETION OF HYDROPOWER COMPLEX	38.0	15.0	C C
		TOTAL	58.0	33.7	
ROMANIA					
	1977 MAY	LINE OF CREDIT MINERAL PROSPECTING STATE FARMS, NYANZA LAC MINING BICYCLE ASSEMBLY PLANT RADIO FACTORY	(8)		UC C C C
		TOTAL			
CAMEROON					
PRC		ESTIMATED MINIMUM TOTAL FOR BURUNDI	58.1	33.8	
	1973 MAR	LINE OF CREDIT (IAM AND HYDROELECTRIC COMPLEX, LAGDO (\$20.0 MILLION) RURAL ELECTRIFICATION IRRIGATION PROJECTS PEOPLE'S PALACE, YAOUNDE (\$15.0 MILLION) CLINIC, MBALMAYE COMMODITIES (\$24.0 MILLION)	71.0	59.8	UC C UC C
	1977 OCT	CREDIT -- ADDED TO 1973 CREDIT TO COMPLETE PROJECTS	32.4	26.0	UC
		TOTAL	103.4	85.8	



TABLE 24

SUB-SAHARAN AFRICA: SUMMARY OF INFORMATION ON COMMUNIST ECONOMIC CREDITS AND GRANTS TO LESS DEVELOPED COUNTRIES BY DATE EXTENDED, 1954 - DECEMBER 1981.

COMMUNIST COUNTRY	DATE EXTENDED	PROJECTS	MILLION CURRENT US \$		STATUS*
			EXTENDED	DRAWN	
<b>CAMEROON</b>					
USSR	1963 APR	LINE OF CREDIT COMMODITIES (\$1.7 MILLION)	7.8	6.1	C
		EXPANSION OF TECHNICAL SCHOOLS			C
		AGRICULTURAL SCHOOL, DSCHANG (\$2.2 MILLION)			C
		FORESTRY SCHOOL, MBALMAYO (\$2.2 MILLION)			C
	1974 AUG	GRANT -- CORN (10,000 METRIC TONS)	0.2(A)	0.2	C
		TOTAL	8.0	6.3	
		ESTIMATED MINIMUM TOTAL FOR CAMEROON	111.4	92.1	
<b>CAPE VERDE</b>					
EAST GERMANY	1976	GRANT -- AGRICULTURAL ASSISTANCE	0.6	0.6	C
	1976 FEB	LINE OF CREDIT PRINTING PLANT (\$2.0 MILLION)	5.0(A)	2.0	C
	1981	GRANT -- INDOCTRINATION CENTER	(B)		C
		TOTAL	5.6	2.6	
PRC	1977 MAY	GRANT -- CORN (1,000 TONS)	0.1	0.1	
	1977 AUG	LINE OF CREDIT CONFERENCE HALL AND THEATRE COMPLEX (\$13.2 MILLION)	15.0		S
	1977 NOV	GRANT -- WHEAT (2,000 METRIC TONS)	0.2	0.2	C
	1978 DEC	GRANT -- GOVERNMENT OFFICE BUILDING	1.5	1.1	UC
	1979 JAN	GRANT -- WHEAT (1,000 METRIC TONS)	0.1	0.1	C
		TOTAL	16.9	1.5	

Secret

Secret

Secret

TABLE 24  
 SUB-SAHARAN AFRICA: SUMMARY OF INFORMATION ON COMMUNIST ECONOMIC CREDITS AND GRANTS  
 TO LESS DEVELOPED COUNTRIES BY DATE EXTENDED, 1954 - DECEMBER 1981

COMMUNIST COUNTRY	DATE EXTENDED	PROJECTS	MILLION CURRENT US \$		STATUS*
			EXTENDED	DRAWN	
CAPE VERDE					
USSR	1978 SEP	CREDIT -- PETROLEUM PRODUCTS	2.5(A)	2.5	C
	1979 JUL	CREDIT -- EXPANSION OF PORT FACILITIES	(B)		
		PALMEIRA SAL-REI TARRAFAL JANELA			
1981	GRANT -- RICE (500 TONS)	0.2	0.2	C	
	TOTAL	2.7	2.7		
	ESTIMATED MINIMUM TOTAL FOR CAPE VERDE	25.2	6.8		
CENTRAL AFRICAN REPUBLIC					
PRC	1964 OCT	CREDIT FOREIGN EXCHANGE (\$2.0 MILLION) COMMODITIES (\$2.0 MILLION)	4.0	4.0	C C
	1976 NOV	LINE OF CREDIT BRIDGE, LOBAYE RIVER (\$4.0 MILLION) ROAD CONSTRUCTION TWO EXPERIMENTAL FARMS SUGAR PLANTATION AND REFINERY HOSPITAL, BANGUI	10.0(A)	1.9	C S S
USSR	1978 DEC	GRANT -- AGRICULTURAL EQUIPMENT	0.2	0.2	C
		TOTAL	14.2	6.1	
	1970 JUL	GRANT MATERNAL AND CHILD HEALTH CENTER (SO.2 MILLION) SCIENTIFIC LAB EQUIPMENT (SO.7 MILLION)	0.9(A)	0.9	C
	1971 JUN	GRANT -- THREE HELICOPTERS	1.9(C)	1.9	C

Secret

TABLE 24  
 SUB-SAHARAN AFRICA: SUMMARY OF INFORMATION ON COMMUNIST ECONOMIC CREDITS AND GRANTS  
 TO LESS DEVELOPED COUNTRIES BY DATE EXTENDED, 1954 - DECEMBER 1981

COMMUNIST COUNTRY	DATE EXTENDED	PROJECTS	MILLION CURRENT US \$		STATUS*	
			EXTENDED	DRAWN		
CENTRAL AFRICAN REPUBLIC						
USSR	1974	GRANT -- FOUR STATE FARMS	0.4	0.4	C	
	1976	GRANT -- MEDICAL SUPPLIES	0.1	0.1	C	
		TOTAL	3.3	3.3		
		ESTIMATED MINIMUM TOTAL FOR CENTRAL AFRICAN REPUBLIC	17.5	9.4		
CHAD						
PRC	1971 JUN	GRANT -- FOREIGN EXCHANGE	0.4	0.4	C	
	1973 APR	LINE OF CREDIT				
		RICE CULTIVATION, BONGOR				UC
		URBAN ELECTRIFICATION				UC
		HYDRO-AGRICULTURAL COMPLEX, GHOTIO				S
		BRIDGE, CHARI FIVER				UC
		STADIUM, N'DJAMENA (\$20.0 MILLION)				UC
		MEDICAL SUPPLIES (\$4.0 MILLION)				UC
		HOSPITAL				
		WELL DRILLING				
		RICE PLANTATION AND MILL				
	MEDICAL CENTER, SOUTH CHAD					
1973 JUL	GRANT -- FOODGRAINS (4,000 METRIC TONS)	1.1(A)	1.1	C		
1974	GRANT -- FOREIGN EXCHANGE FOR DROUGHT RELIEF	0.5	0.5	C		
1975 MAR	CREDIT -- COMMODITIES TO FINANCE LOCAL COSTS	17.0	3.1	UC		
	TOTAL	67.6	7.9			
USSR	1968 DEC	CREDIT MEDICAL SCHOOL	2.2	0.1	S	
		GEOLOGICAL SURVEYS			S	

Secret

TABLE 24  
SUB-SAHARAN AFRICA: SUMMARY OF INFORMATION ON COMMUNIST ECONOMIC CREDITS AND GRANTS  
TO LESS DEVELOPED COUNTRIES BY DATE EXTENDED, 1954 - DECEMBER 1981

COMMUNIST COUNTRY	DATE EXTENDED	PROJECTS	MILLION CURRENT US \$		STATUS*
			EXTENDED	DRAWN	
CHAD					
USUR	1968 DEC	HIGHWAY CONSTRUCTION			
	1973 SEP	GRANT -- RICE (2,500 METRIC TONS)	0.9(A)	0.9	C
	1974 MAR	GRANT -- RICE (2,000 METRIC TONS)	1.0(A)	1.0	C
	1975 JAN	GRANT -- RICE (2,000 METRIC TONS)	0.9	0.9	C
		TOTAL	5.0	2.9	
		ESTIMATED MINIMUM TOTAL FOR CHAD	72.6	10.8	
COMOROS					
PRC	1976 JUN	LINE OF CREDIT			
		TOTAL	(B)		
CONGO					
		ESTIMATED MINIMUM TOTAL FOR COMOROS			
BULGARIA	1972 AUG	CREDIT -- MINE DEVELOPMENT, MINDOULI	2.5	2.5	C
		TOTAL			
EAST GERMANY	1970	CREDIT LUMBER MILL ELECTRIC CABLE PLANT PRINTING PLANT EQUIPMENT (\$0.8 MILLION)	2.5	2.5	
			5.1	0.8	
	1977 OCT	GRANT -- CASH			C
	1977 OCT	CREDIT -- CONSUMER GOODS	2.0	2.0	C
		TOTAL	20.0	20.0	C
			27.1	22.8	

Secret

TABLE 24

Sub-Saharan Africa: Summary of information on Communist economic credits and grants to less developed countries by date extended, 1954 - December, 1981

Communist Country	Date Extended	Projects	Million Current US \$		Status*
			Extended	Drawn	
CONGO					
PRC	1964 JUL	CREDIT FOREIGN EXCHANGE (\$2.0 MILLION) COMMODITIES (\$3.0 MILLION)	5.0	5.0	C C C
	1964 OCT	LINE OF CREDIT TEXTILE PLANT, KINSOUNDI (\$2.4 MILLION) TEA PLANTATION GEOLOGICAL AND HYDROELECTRIC SURVEY, BOUENZA RIVER PALM AND PEANUT OIL PLANT 100-KW RADIO TRANSMITTER, DJOUÉ (\$1.9 MILLION) SHIPYARD FOR WOOD BOATS, CHACONA EXPERIMENTAL FARM, KOMBE (\$1.0 MILLION) KITCHEN EQUIPMENT PLANT, NIARI HOSPITAL, OHANDO (\$2.0 MILLION) MACHINISTS SCHOOL CHEMICAL FERTILIZER PLANT SAW MILL EXPANSION OF TEXTILE PLANT, KINSOUNDI WATER SUPPLY PROJECT, OHANDO HOSPITALS, MAKELEKÉ, AND TALAŃCAI TECHNICAL ASSISTANCE FOR STATE-OWNED INDUSTRIES	20.2	18.2	C C
1970 JUL	1972 OCT	CREDIT -- BUDGET SUPPORT	20.0	20.0	C
		LINE OF CREDIT DAM AND HYDROELECTRIC PLANT, BOUENZA RIVER (\$18.0 MILLION) ELECTRIFICATION OF FIVE TCHNS WATER PIPELINES AGRICULTURAL DEVELOPMENT, BOUENZA IRRIGATION LIMESTONE CRUSHING PLANT, MADIACOU HOSPITAL, JACOB	24.0(A)	20.7	C C UC C C C

Secret

Secret

Secret

TABLE 24  
SUB-SAHARAN AFRICA: SUMMARY OF INFORMATION ON COMMUNIST ECONOMIC CREDITS AND GRANTS  
TO LESS DEVELOPED COUNTRIES BY DATE EXTENDED, 1954 - DECEMBER 1981

COMMUNIST COUNTRY	DATE EXTENDED	PROJECTS	MILLION CURRENT US \$		STATUS*
			EXTENDED	DRAWN	
CONGO					
PRC	1977 JUN	CREDIT -- ADDED TO 1972 CREDIT TO COMPLETE PROJECTS	6.0	4.0	UC
	1980 JUL	LINE OF CREDIT MODERNIZATION OF CHACOMA SHIPYARD COMPLETION OF HYDROPOWER PLANT, M'PAMA HOSPITAL, POINTE NOIRE AIRPORT RUNWAYS, LOUBOMO, SIBITI, DJAMBALA EXPANSION OF LIMESTONE PLANT, MADINGOU RENOVATION OF BROADCASTING STATION, DJOUJE	6.4	0.5	
	1980 JUL	CREDIT -- PEOPLES PALACE, BRAZZAVILLE	30.0	5.0	UC
		TOTAL:	111.6	73.4	
ROMANIA	1973	LINE OF CREDIT SYNTHETIC FIBER PLANT, KINSOUNDI LUMBER PROCESSING COMPLEX, BRAZZAVILLE SAHMILL, BETOU IRON ORE PROSPECTING, MOUNT LEKOUMOU AGRICULTURAL ASSISTANCE 400 TRACTORS PETROLEUM EXPLORATION, LA CUVETTE AREA AGRICULTURE AND TOURISM FACILITIES, ILE M'BAMOU	30.0(A)	23.0	UC UC UC C UC UC C
		TOTAL	30.0	23.0	
USSR	1954 JUL	GRANT -- 100-BED MATERNITY HOSPITAL, BRAZZAVILLE	1.3	1.3	C
	1964 DEC	LINE OF CREDIT	8.9	8.9	

Secret

TABLE 24

SUB-SAHARAN AFRICA: SUMMARY OF INFORMATION ON COMMUNIST ECONOMIC CREDITS AND GRANTS TO LESS DEVELOPED COUNTRIES BY DATE EXTENDED, 1954 - DECEMBER 1981

COMMUNIST COUNTRY	DATE EXTENDED	PROJECTS	MILLION CURRENT US \$		STATUS*
			EXTENDED	DRAWN	
CONGO					
USSR	1964 DEC	GEOLOGICAL SURVEY, POINTE NOIRE AND NIARI HOTEL, BRAZZAVILLE DAM, HYDROELECTRIC PLANT, AND IRRIGATION SYSTEM, MPAMA TWO ANTONOV-24 TRANSPORT PLANES (\$2.2 MILLION) ORE-DRESSING COMPLEX, BOUENZA			C C CS C C
	1965 JUN	CREDIT -- COMMODITIES TO GENERATE LOCAL CURRENCY	3.5	3.5	C
	1965 OCT	GRANT -- ONE MI-4 HELICOPTER	0.2	0.2	C
	1973 APR	GRANT -- VETERINARY LABORATORY	4.4	4.4	C
	1975 MAR	CREDIT -- ADDED TO DECEMBER 1964 CREDIT METAL AND MINERAL PROSPECTING, KELLE 200-BED HOSPITAL, LOUBOLMO EQUIPMENT FOR THREE TECHNICAL FACILITIES, UNIVERSITY OF BRAZZAVILLE EXPANSION OF HOSPITAL, BRAZZAVILLE GOLD MINE, KAKAMOENKA (\$0.9 MILLION) ELECTRICAL EQUIPMENT PARTY SCHOOL VETERINARY LAB, BRAZZAVILLE	27.6(A)	5.2	UC UC C UC C UC UC
	1980 OCT	GRANT -- CEMENT (1,000 METRIC TONS)	0.1	0.1	C
		TOTAL	46.0	23.6	
		ESTIMATED MINIMUM TOTAL FOR CONGO	217.2	145.3	
DJIBOUTI					
PRC	1980 AUG	CREDIT	30.0		
		TOTAL	30.0		

Secret

TABLE 24

SUR-SAHARAN AFRICA: SUMMARY OF INFORMATION ON COMMUNIST ECONOMIC CREDITS AND GRANTS TO LESS DEVELOPED COUNTRIES BY DATE EXTENDED, 1954 - DECEMBER 1981

Secret

COMMUNIST COUNTRY	DATE EXTENDED	PROJECTS	MILLION CURRENT US \$		STATUS*
			EXTENDED	DRAWN	
----- ESTIMATED MINIMUM TOTAL FOR DJIBOUTI -----					
EQUATORIAL GUINEA			30.0		
-----					
PRC	1971 DEC	CREDIT ROAD CONSTRUCTION, RIO MUNI MEDICAL ASSISTANCE HYDROELECTRIC PLANT, BICOMO TRANSMISSION LINES, BICOMO - BATA TELECOMMUNICATIONS FACILITY (\$13.0 MILLION) RADIO STATION AGRICULTURAL DEVELOPMENT MATCH FACTORY	24.0(A)	22.2	C C C UC UC UC
	1974	GRANT -- PASSENGER VESSEL	0.1(A)	0.1	C
	1977 SEP	LINE OF CREDIT	(B)		
		TOTAL	24.1	22.3	
USSR	1971 MAR	CREDIT -- ANTONOV-24 PLANE	1.1	1.1	C
	1971 SEP	CREDIT	(B)		
		TOTAL	1.1	1.1	
ESTIMATED MINIMUM TOTAL FOR EQUATORIAL GUINEA			25.2	23.4	
-----					
ETHIOPIA					
BULGARIA	1965 APR	GRANT -- MUSIC SCHOOL	0.2	0.2	C
	1965 APR	LINE OF CREDIT AGRICULTURAL ANTATION	5.0	0.3	C
	1975	GRANT -- DROUGHT RELIEF	0.4	0.4	C
	1978 APR	LINE OF CREDIT	21.0	4.0	



TABLE 24

SUB-SAHARAN AFRICA: SUMMARY OF INFORMATION ON COMMUNIST ECONOMIC CREDITS AND GRANTS TO LESS DEVELOPED COUNTRIES BY DATE EXTENDED, 1954 - DECEMBER 1981

COMMUNIST COUNTRY	DATE EXTENDED	PROJECTS	MILLION CURRENT US \$		STATUS*
			EXTENDED	DRAWN	
ETHIOPIA					
BULGARIA	1978 APR	AGRICULTURE			
	1979 AUG	GRANT -- WHEAT 15,000 METRIC TONS)	0.7	0.7	UC
	1980 MAR	LINE OF CREDIT			C
	1980 JUN	**FRAMEWORK AGREEMENT	20.5		
	1981 JAN	GRANT -- WHEAT FLOUR (3,000 METRIC TONS)	0.6		
		TOTAL	48.4	5.6	
CZECHOSLOVAKIA	1958 NOV	CREDIT -- HOSPITAL EQUIPMENT AND SUPPLIES	1.8(C)	1.8	C
	1959 DEC	LINE OF CREDIT RUBBER AND CANVAS SHOE FACTORY, ADDIS ABABA (\$0.5 MILLION) TIRE FACTORY, ADDIS ABABA (\$3.9 MILLION) HIDE PROCESSING PLANT, MOJO (\$5.6 MILLION)	10.0(C)	10.0	C
	1977 AUG	CREDIT -- EXPANSION OF ORDNANCE FACTORY, ADDIS ABABA	(B)		C
	1978 MAR	GRANT	2.2	2.2	C
	1978 MAR	LINE OF CREDIT BREWERY, HARAR (\$12.0 MILLION) TEXTILE PLANT, KOMBOLCHA (\$8.7 MILLION)	42.4		S
	1980 APR	GRANT -- MEDICAL EQUIPMENT	2.0	2.0	C
	1981 JUN	GRANT -- BULLDOZERS AND TRUCKS	2.0	2.0	C
		TOTAL	60.4	18.0	

Secret

Secret

TABLE 24

SUB-SAHARAN AFRICA: SUMMARY OF INFORMATION ON COMMUNIST ECONOMIC CREDITS AND GRANTS TO LESS DEVELOPED COUNTRIES BY DATE EXTENDED, 1954 - DECEMBER 1981

COUNTRY	DATE EXTENDED	PROJECTS	MILLION CURRENT US \$		STATUS
			EXTENDED	DRAWN	
ETHIOPIA	1975	GRANT -- DROUGHT RELIEF	1.4	1.4	C
	1977	GRANT -- RELIEF ASSISTANCE	3.3	3.3	C
	1977 JUL	LINE OF CREDIT BREWERY (\$1.0 MILLION) 1,000 TRACTORS (\$5.6 MILLION) 70 FORKLIFT TRUCKS	20.0	10.1	S C C
		TWO EDIBLE OIL PLANTS, BAHR-DAR (\$5.0 MILLION) SIX DIESEL GENERATORS (\$0.5 MILLION)			UC UC
	1978	GRANT -- RELIEF ASSISTANCE	5.5	5.5	C
	1978	CREDIT PETROLEUM PIPELINE, ASSAB TO ADJIL PORT DEVELOPMENT, ASSAB (\$70.0 MILLION) PORT CRANES (\$4.0 MILLION) GENERATOR (\$3.8 MILLION) RAIL LINE, ASSAB-AWASM TEXTILE PLANT, KOMHOLCHA (\$27.0 MILLION) CEMENT PLANT, MUGHER (\$35.0 MILLION)	200.0	1.0	S S UC S UC S
	1978 NOV	GRANT -- 200 TRACTORS		1.4	C
	1979 OCT	GRANT -- 200 TRACTORS		1.4	C
	1981 FEB	GRANT - GARAGE EQUIPMENT		1.9	C
		TOTAL		234.9	
HUNGARY	1973 DEC	GRANT	0.2	0.2	
	1978 DEC	TRADE CREDIT	8.5		
		TOTAL	8.7	0.2	

Secret

TABLE 24

SUB-SAHARAN AFRICA: SUMMARY OF INFORMATION ON COMMUNIST ECONOMIC CREDITS AND COUNTERS TO LESS DEVELOPED COUNTRIES BY DATE EXTENDED, 1954 - DECEMBER 1981

COMMUNIST COUNTRY	DATE EXTENDED	PROJECTS	MILLION CURRENT US \$ EXTENDED	MILLION CURRENT US \$ DRAWN	STATUS
ETHIOPIA					
ROMANIA	1978 DEC	TRADE CREDIT	25.5		
		TOTAL	25.5		
USSR	1959 JUL	GRANT -- TECHNICAL SCHOOL, BAHERDAR-GIYORGIS	1.8	1.8	C
	1959 JUL	LINE OF CREDIT	100.0	56.8	C
		OIL REFINERY, ASSAB (\$15.3 MILLION)			C
		GEOLOGICAL SURVEY			UC
		THERMAL POWER PLANT, ASSAB (\$2.6 MILLION)			C
		FOREIGN EXCHANGE (\$2.0 MILLION)			C
		JET AIRFIELD, ASSAB (\$3.0 MILLION)			S
		SCIENTIFIC RESEARCH LABORATORY, AMBO (\$4.8 MILLION)			C
		RECONSTRUCTION OF OIL REFINERY, ASSAB			C
		TEACHER TRAINING INSTITUTES			C
		EXPANSION OF OIL REFINERY, ASSAB (\$14.5 MILLION)			C
		OIL PIPELINE, ASSAB-MOJO			UC
		OIL PROCESSING PLANT, MOJO			UC
		FIVE OIL STORAGE TANKS			UC
		MECHANIZATION OF GOLD MINING, ADOLA			UC
		COMMODITIES (\$17.0 MILLION)			C
	1974 JUL	GRANT -- WHEAT (4,000 METRIC TONS)	0.7(A)	0.7	C
	1975	GRANT -- HOSPITAL EXPANSION	1.0	1.0	C
	1975 FEB	GRANT -- EDUCATION EQUIPMENT, BAHERDAR-GIYORGIS SCHOOL	0.1	0.1	C
	1975 JUL	GRANT -- FERTILIZER (3,000 METRIC TONS)	0.6	0.6	C
	1975 NOV	GRANT -- MEDICAL EQUIPMENT	0.2	0.2	C
	1977 MAY	CREDIT -- ADDED TO 1959 CREDIT	25.0		

Secret

TABLE 24

SUB-SAHARAN AFRICA: SUMMARY OF INFORMATION ON COMMUNIST ECONOMIC CREDITS AND GRANTS TO LESS DEVELOPED COUNTRIES BY DATE EXTENDED, 1954 - DECEMBER 1981

COMMUNIST COUNTRY	DATE EXTENDED	PROJECTS	MILLION CURRENT US \$		STATUS*
			EXTENDED	DRAWN	
ETHIOPIA					
USSR	1978	GRANT -- 300 TRACTORS	1.5	1.5	C
	1978 OCT	GRANT -- WHEAT (3,000 METRIC TONS)	0.4	0.4	C
	1979 JAN	GRANT -- FOOD	3.7	3.7	C
	1979 APR	CREDIT -- ADDED TO 1959 CREDIT AGRICULTURAL ASSISTANCE OIL AND GAS EXPLORATION (\$29.0 MILLION) 9 GRAIN SILOS AND WAREHOUSES SIX TRACTOR WORKSHOPS TRACTOR ASSEMBLY PLANT, 5 GOLD STORAGE PLANTS, ADDIS ABABA AND DIRE DAWA 10 PETROLEUM DISTRIBUTION CENTERS EQUIPMENT FOR CONSTRUCTION INDUSTRY (\$5.9 MILLION) GAMBELLA IRRIGATION PROJECT, BAJO AKOB VALLEY HYDROPOWER PROJECT, MELKA HAKANA, GEOLOGICAL MAPPING AND GOLD PROSPECTING, ADDOLA AND KAFFA EXPLOITATION OF GOLD, LEGA DEMBI	90.6	15.5	UC C S UC UC UC
	1980	CREDIT -- COMMODITIES FOR 1981 CEMENT (35,000 TONS) JET FUEL (12,000 TONS)	7.7	7.7	C
	1980 MAR	GRANT -- OIL SUBSIDY FOR 1980	48.0	48.0	C
	1980 JUN	GRANT -- LITERACY CAMPAIGN	1.4	1.4	C
	1980 AUG	GRANT -- WHEAT (2,000 METRIC TONS)	0.4	0.4	C
	1980 SEP	GRANT -- RELIEF ASSISTANCE	5.8	5.8	C

Secret

Secret

Secret

TABLE 24

SUB-SAHARAN AFRICA: SUMMARY OF INFORMATION ON COMMUNIST ECONOMIC CREDITS AND GRANTS TO LESS DEVELOPED COUNTRIES BY DATE EXTENDED, 1954 - DECEMBER 1981

COMMUNIST COUNTRY	DATE EXTENDED	PROJECTS	MILLION CURRENT US \$		STATUS
			EXTENDED	DRAWN	
ETHIOPIA					
USSR	1980 SEP	WHEAT (12,000 METRIC TONS) 50 TRUCKS IRRIGATION EQUIPMENT			
	1980 NOV	GRANT -- OIL SUBSIDY FOR 1981	48.0	48.0	C
	1980 NOV	CREDIT -- CEMENT PLANT, DIRE DAWA	77.5	0.5	S
	1981 JUL	GRANT -- OIL SUBSIDY FOR 1981	2.9	2.9	C
	1981 AUG	GRANT -- VOCATIONAL TRAINING SCHOOL	1.1		
	1981 AUG	CREDIT -- COMMODITIES FOR 1982 CEMENT (140,000 TONS) REINFORCING RODS (14,000 TONS) WINDOW GLASS (30,000 SQ. METERS)	27.8		UC
	1981 NOV	GRANT -- PETROLEUM SUBSIDY FOR 1982	13.0(1A)		
		TOTAL	176.6	195.6	
		ESTIMATED MINIMUM TOTAL FOR ETHIOPIA	394.1	310.0	
	CABON				
PRC	1975 OCT	LINE OF CREDIT AGRICULTURAL EQUIPMENT TEXTILE PLANT	25.0	11.2	
		RICE PROJECTS (\$4.0 MILLION) MEDICAL CENTERS, LIBREVILLE AND FRANCLVILLE CLOTHING FACTORY, LIBREVILLE			UC UC
	TOTAL	25.0	11.2		
ROMANIA	1978 AUG	CREDIT -- 40 RAILROAD CARS	1.7(C)	1.7	C
		TOTAL	1.7	1.7	

Secret

TABLE 24

SUB-SAHARAN AFRICA: SUMMARY OF INFORMATION ON COMMUNIST ECONOMIC CREDITS AND GRANTS TO LESS DEVELOPED COUNTRIES BY DATE EXTENDED, 1954 - DECEMBER 1981

COMMUNIST COUNTRY	DATE EXTENDED	PROJECTS	MILLION CURRENT US \$		STATUS*
			EXTENDED	DRAWN	
----- ESTIMATED MINIMUM TOTAL FOR GAMBIA -----					
GAMBIA			26.7	12.9	
PRC	1975 FEB	LINE OF CREDIT RICE CULTIVATION (\$3.0 MILLION) HOSPITAL, KAUR (\$3.0 MILLION) SPORTS STADIUM, BANJUL (\$10.0 MILLION)	16.8	10.0	C
		TOTAL	16.8	10.0	UC
USSR	1974 AUG	GRANT -- RICE (500 METRIC TONS)	0.2(A)	0.2	C
		TOTAL	0.2	0.2	
		ESTIMATED MINIMUM TOTAL FOR GAMBIA	17.0	10.2	
----- ESTIMATED MINIMUM TOTAL FOR GHANA -----					
GHANA					
BULGARIA	1961 OCT	LINE OF CREDIT ESTABLISHMENT OF STATE FARMS SPORTS STADIUM, ACCRA GEOLOGICAL PROSPECTING WOOD PROCESSING PLANT (\$3.1 MILLION) TWO BRICK FACTORIES	5.6(C)	4.2	S S C
		TOTAL	5.6	4.2	
CZECHOSLOVAKIA	1961 MAY	LINE OF CREDIT HYDROELECTRIC SURVEY (\$0.4 MILLION) EQUIPMENT FOR SHOE FACTORY, KUPASI (\$1.1 MILLION) EQUIPMENT FOR ALUMINUM CUTLERY PLANT, DUNKWA (\$0.3 MILLION) SURVEY FOR HYDROELECTRIC PLANTS, HEMANG AND TANOSO SUGAR REFINERY, KOMANDA (\$5.0 MILLION) COMMODITIES TO MEET LOCAL COSTS (\$3.0 MILLION) AMMUNITION PLANT, TEMA (\$2.0 MILLION)	14.0(C)	14.0	C C C C C C C C C
		TOTAL	14.0(C)	14.0	

~~Secret~~

TABLE 24

SUB-SAHARAN AFRICA: SUMMARY OF INFORMATION ON COMMUNIST ECONOMIC CREDITS AND GRANTS TO LESS DEVELOPED COUNTRIES BY DATE EXTENDED, 1954 - DECEMBER 1981

COMMUNIST COUNTRY	DATE EXTENDED	PROJECTS	MILLION CURRENCY		STATUS*
			EXTENDED	US \$ DRAWN	
GHANA					
CZECHOSLOVAKIA	1961 MAY	TRACTOR ASSEMBLY PLANT, NSAWAM TIRE FACTORY, BONSA (\$1.5 MILLION)			C C
	1961 OCT	LINE OF CREDIT EQUIPMENT FOR TANNERY, AVEYIME (\$0.8 MILLION) TRACTORS, TRACTOR STATIONS, AND TECHNICAL SUPPORT (\$2.7 MILLION) FLOUR MILLS AND CORN MILL NUTS AND BOLTS FACTORY PLYWOOD MANUFACTURING PLANT HOSPITAL EQUIPMENT (\$0.8 MILLION) SAWMILL AND VENEER PLANT CERAMICS FACTORY, SALTPOOND	10.5	3.1	UC UC UC UC C
		TOTAL	24.5	17.1	C
EAST GERMANY	1961 MAY	CREDIT -- EQUIPMENT FOR PRINTING PLANT, TEMA	1.7(C)	1.7	C
	1965 JUL	TRADE CREDIT -- MACHINERY AND EQUIPMENT	20.2	0.2	UC
	1978 DEC	TRADE CREDIT -- MACHINERY AND EQUIPMENT AGRICULTURE (\$23.0 MILLION) 650 TRACTORS (\$6.7 MILLION) ROADBUILDING (\$12.7 MILLION) PRINTING MACHINERY (\$3.7 MILLION) SCIENTIFIC INSTRUMENTS (\$3.0 MILLION)	42.5	2.0	UC
		TOTAL	64.4	3.9	C
HUNGARY	1961 APR	LINE OF CREDIT EQUIPMENT FOR PHARMACEUTICAL PLANT, NSAWAM (\$0.2 MILLION) EQUIPMENT FOR ELECTRIC BULB FACTORY, ABOSO (\$0.3 MILLION)	7.0(C)	0.8	C C

TABLE 24

SUB-SAHARAN AFRICA: SUMMARY OF INFORMATION ON COMMUNIST-ECONOMIC CREDITS AND GRANTS TO LESS DEVELOPED COUNTRIES BY DATE EXTENDED, 1954 - DECEMBER 1961

COMMUNIST COUNTRY	DATE EXTENDED	PROJECTS	MILLION CURRENT US \$		STATUS*
			EXTENDED	DRAWN	
GHANA					
HUNGARY	1961 APR	HYDROELECTRIC SURVEY 15 SMALL BRICK AND TILE FACTORIES			UC UC
	1961 OCT	LINE OF CREDIT	7.0		
		TOTAL	14.0	0.8	
POLAND	1961 APR	LINE OF CREDIT HAND TOOL PLANT, TAKORADI (\$1.3 MILLION) FARM IMPLEMENTS FACTORY, TEMA BATTERY FACTORY, ACCRA SHIPYARD TEN ELECTRICAL WORKSHOPS CANDY FACTORY, TEMA SPRINGS FACTORY/ TWO CHARCOAL PLANTS, TWIFU PRASC AND KUMASI FIVE MECHANICAL JOINERIES SUGAR REFINERY, DISTILLERY, AND SUGAR CANE PLANTATION, ASJCHUALE (\$6.3 MILLION)	15.7(C)	6.3	
	1961 DEC	LINE OF CREDIT CEMENT PLANT, TAKORADI (\$4.0 MILLION) CHEMICAL PLANTS (\$3.5 MILLION) FURNITURE FACTORY, TAKORADI SURVEY OF IRON ORE DEPOSITS, SHIENI	14.0	4.0	C C C
		TOTAL	29.7	10.3	
PRC	1961 AUG	LINE OF CREDIT TEXTILE MILL, JUAPONG (\$4.9 MILLION) PENCIL FACTORY, TAKORADI EARTHENWARE FACTORY DEVELOPMENT OF INLAND FISHERIES RICE CULTIVATION	19.6	19.6	C C CS C C

Secret

Secret



Secret

TABLE 24

SUB-SAHARAN AFRICA: SUMMARY OF INFORMATION ON COMMUNIST ECONOMIC CREDITS AND GRANTS TO LESS DEVELOPED COUNTRIES BY DATE EXTENDED, 1954 - DECEMBER 1981

COMMUNIST COUNTRY	DATE EXTENDED	PROJECTS	MILLION CURRENT US \$		STATUS*
			EXTENDED	DRAWN	
GHANA	1961 AUG	IRRIGATION PROJECT, AFIFE (\$13.0 MILLION) TWO STATE FARMS, DAHWEHYA AND ASHAIMAN			C
	1964 JUL	LINE OF CREDIT GLASS FACTORY SUGAR PLANTATION AND REFINERY, AVEYINE RICE MILL CERAMICS PLANT IRRIGATION PROJECT, AFIFE	22.4	6.0	S
ROMANIA		TOTAL	42.0	25.6	UC
	1961 SEP	LINE OF CREDIT REFRIGERATORS CHEMICAL PLANTS KNITWEAR FACTORY DISTILLERY OIL EXPLORATION FURNITURE FACTORY MINE REHABILITATION AGROINDUSTRIAL COMPLEX, BRONG-AHATO TRACTORS (\$2.4 MILLION)	8.4	0.9	C
USSR		TOTAL	8.4	0.9	C
	1960 AUG	CREDIT -- FOUR IL-18 AIRCRAFT	6.8(C)	6.8	C
	1960 AUG	LINE OF CREDIT GEOLOGICAL SURVEY (\$8.4 MILLION) TRANSMISSION GRID, KUMASI-IBUJ ESTABLISHMENT OF FOUR STATE FARMS BRANAM, ZONGO-MACHERI, AD DOME, AND AFIFE (\$3.6 MILLION) AGRICULTURAL EQUIPMENT (\$1.4 MILLION)	40.0	11.1	UC CS C CS

Secret

TABLE 24

SUB-SAHARAN AFRICA: SUMMARY OF INFORMATION ON COMMUNIST-ECONOMIC CREDITS AND GRANTS TO LESS DEVELOPED COUNTRIES BY DATE EXTENDED, 1954 - DECEMBER '981

COMMUNIST COUNTRY	DATE EXTENDED	PROJECTS	MILLION CURRENT US \$		STATUS*
			EXTENDED	DRAWN	
GHANA					
USSR	1960 AUC	DEVELOPMENT OF FISHING INDUSTRY FISHING PORT AND DRYDOCK FACILITIES, TEMA FISH-PROCESSING PLANTS, TEMA (\$2.7 MILLION) EIGHT FISHING VESSELS COLD REFINERY, TARKWA (\$0.4 MILLION) HOUSING DEVELOPMENT, ACCRA AND TEMA PAPER MILL STEEL MILL ATOMIC REACTOR, KWABENYA (\$2.3 MILLION) TRACTOR ASSEMBLY PLANT (\$2.5 MILLION)			UC
	1961 AUC	CREDIT -- TEN FISHING TRAWLERS	2.8(C)		C
	1961 SEP	CREDIT -- AGRICULTURAL MACHINERY	1.4(C)		C
	1961 NOV	LINE OF CREDIT COMMODITIES (\$22.2 MILLION) FEASIBILITY STUDY, CONCRETE PANEL FACTORY (\$0.1 MILLION)	42.0		CS C
		TEXTILE MILL, TAMALE (\$2.0 MILLION)			UC
		MACHINE TOOL PLANT AMMUNITION PLANT			C CS
		CONCRETE PANEL PLANT, ACCRA (\$2.2 MILLION) BRICK AND TILE WORKS VEVEER SLICING PLANT			S
		DAIRY AND DAIRY PRODUCTS PLANT TECHNICAL TRAINING SCHOOLS (\$1.2 MILLION) ENGINEERING, TEMA; AGRICULTURE, ADIDOME			CS
		CONSTRUCTION OF AIR BASE, TAMALE (\$11.6 MILLION) 200-BED HOSPITAL AND NURSING SCHOOL, HALF-ASSINI (\$1.7 MILLION)			
	1977 SEP	GRANT -- FOOD	1.0	1.0	C
1981 JAN	TRADE CREDIT -- REHABILITATION OF	1.3	0.5	UC	

Secret

Secret

TABLE 24

SUB-SAHARAN AFRICA: SUMMARY OF INFORMATION ON COMMUNIST ECONOMIC CREDITS AND GRANTS TO LESS DEVELOPED COUNTRIES BY DATE EXTENDED, 1954 - DECEMBER 1981

COMMUNIST COUNTRY	DATE EXTENDED	PROJECTS	MILLION CURRENT U.S.		STATUS*
			EXTENDED	DRAWN	
GHANA	1981 JAN	CONCRETE PANEL PLANT			
		TOTAL	95.3	34.1	
GUINEA		ESTIMATED MINIMUM TOTAL FOR GHANA	283.9	96.9	
		TOTAL			
BULGARIA	1961 JUN	CREDIT -- TECHNICAL ASSISTANCE	2.0	2.0	C
	1968 JAN	CREDIT -- FOREST RESOURCE DEVELOPMENT	3.5	3.5	C
CZECHOSLOVAKIA	1959 APR	GRANT -- HIGHWAY EQUIPMENT	5.5	5.5	
	1959 JUL	GRANT -- TRAINING FOR AIRLINE OPERATION	0.3	0.3	C
EAST GERMANY	1959 JUL	LINE OF CREDIT	0.2	0.2	C
		TOTAL	10.0	10.0	
EAST GERMANY	1960 JUL	TELECOMMUNICATIONS CENTER, KIPE (\$2.0 MILLION)			C
		IMPROVEMENT OF LABE HOSPITAL FACILITIES (\$0.1 MILLION)			C
EAST GERMANY		ESTABLISHMENT OF NATIONAL AIRLINE SIX IL-145 AND TWO AERO 145S (\$1.6 MILLION)			C
		TECHNICAL AID AND TRAINING (\$0.4 MILLION)			C
EAST GERMANY		RADIO EQUIPMENT FOR EMBASSIES (\$0.3 MILLION)			C
		FUNDING OF TRADE DEFICIT (\$5.6 MILLION)			C
EAST GERMANY		TOTAL	10.5	10.5	
	1960 JUL	LINE OF CREDIT			
EAST GERMANY		PUBLIC ADDRESS SYSTEM, CONAKRY (\$0.8 MILLION)	3.0		C
		SOUND STUDIO, RADIO CONAKRY, AND OPEN AIR THEATER (\$1.0 MILLION)			C

TABLE 24

SUB-SAHARAN AFRICA: SUMMARY OF INFORMATION ON COMMUNIST ECONOMIC CREDITS AND GRANTS TO LESS DEVELOPED COUNTRIES BY DATE EXTENDED, 1954 - DECEMBER 1981

COMMUNIST COUNTRY	DATE EXTENDED	PRO. ECTS	MILLION CURRENT US \$		STATUS*
			EXTENDED	DRAWN	
GUINEA	1960 JUL	SEVEN RICE MILLS			
		EXPERIMENTAL FARM AND AGRICULTURAL SCHOOL			C
		VEHICLE ASSEMBLY PLANT, KANKAN			C
		PRINTING PRESS			
	1965 JUN	CREDIT -- TO FUND TRADE DEFICIT	1.0	1.0	C
	1981 JUN	GRANT -- REHABILITATION OF DONKA HOSPITAL, CONAKRY	0.2	0.2	C
		TOTAL	4.2	4.2	
HUNGARY	1960	LINE OF CREDIT	2.4	2.4	C
		HYDROGEOLOGICAL SURVEY AND WELL DRILLING			C
		TECHNICAL ASSISTANCE FOR BAUXITE DEVELOPMENT, LOS ISLAND			C
		CLASS FACTORY, OUASSOU (SO.3 MILLION) FERRY SERVICE TO LOS ISLAND			C
	1965 JUN	CREDIT -- TO FUND TRADE DEFICIT	2.0	2.0	C
		TOTAL	4.4	4.4	
POLAND	1959 APR	GRANT -- HIGHWAY EQUIPMENT	0.3	0.3	C
		LINE OF CREDIT	5.0	4.2	
		STATE FISHING INDUSTRY, SOGUIPOL			
		SIX FISHING BOATS			
	1960	FISHING PORT, CONAKRY (SO.8 MILLION)			C
		HYDROGEOLOGICAL SURVEY AND WELL DRILLING (SO.4 MILLION)			C
		CINEMA SERVICE (SO.5 MILLION)			C
		TOTAL	5.3	4.5	

Secret

Secret

TABLE 24

SUB-SAHARAN AFRICA: SUMMARY OF INFORMATION ON COMMUNIST ECONOMIC CREDITS AND GRANTS TO LESS DEVELOPED COUNTRIES BY DATE EXTENDED, 1954 - DECEMBER 1981

COMMUNIST COUNTRY	DATE EXTENDED	PROJECTS	MILLION CURRENT US \$		STATUS*
			EXTENDED	DRAWN	
GUINEA					
PRC	1959 JUN	GRANT -- RICE (5,000 TONS)	0.5	0.5	C
	1960 MAY	GRANT -- RICE (10,000 TONS)	1.0	1.0	C
	1960 SEP	LINE OF CREDIT MATCH AND CIGARETTE FACTORY, CONAKRY (\$2.8 MILLION) TEA PLANTATION AND PROCESSING PLANT, MAGENTA BAMBOO PRODUCTION, KINKON HYDROELECTRIC DAM AND POWER STATION, KINKON (\$2.0 MILLION) TECHNICAL ASSISTANCE FOR COFFEE, TOBACCO, AND COTTON GROWING TEXTILE MILL, MAGENTA FOREIGN EXCHANGE (\$7.0 MILLION) COMMODITIES (\$12.5 MILLION)	25.0	25.0	C C C C C C C C C
	1966 FEB	CREDIT -- COMMODITIES RICE (25,000 METRIC TONS) (\$2.5 MILLION) SUGAR (10,000 METRIC TONS) (\$0.3 MILLION)	2.8	2.8	C C
	1966 NOV	CREDIT -- TO FUND TRADE DEFICIT	6.0	6.0	C
	1966 NOV	LINE OF CREDIT HYDROELECTRIC DAM AND POWER STATION, TINKASSO (\$10.0 MILLION) PEANUT OIL REFINERY, DABOLA AGRICULTURAL IMPLEMENTS PLANT, MAYOU ROAD CONSTRUCTION AND REINFORCEMENT OF BRIDGES ROPE AND JUTE SACK FACTORY EXPAND TEA PLANTATION, MAGENTA RURAL DEVELOPMENT AND TRAINING SCHOOL.	22.4	22.4	C C C C C C

TABLE 24

SUB-SAHARAN AFRICA: SUMMARY OF INFORMATION ON COMMUNIST ECONOMIC CREDITS AND GRANTS TO LESS DEVELOPED COUNTRIES BY DATE EXTENDED, 1954 - DECEMBER 1981

COMMUNIST COUNTRY	DATE EXTENDED	PROJECTS	MILLION CURRENT US \$		STATUS*
			EXTENDED	DRAWN	
GUINEA					
PRC	1966 NOV	KANKAN POWER GRID FOR LABE, PITA, DALABA AND MAMOU (\$1.3 MILLION) SUGAR CANE PLANTATION AND REFINERY, KOBA SUGAR CANE REFINERY, MANDIANA IRRIGATION PROJECTS POWER DEVELOPMENT, MACCHTA, N'ZEREGORE, AND KISSIDOUGOU COMMODITIES CINEMA (50.3 MILLION) GUEST HOUSES, CONAKRY BRICKYARD, KANKAN			C C C C C C C C
	1968 AUG	CREDIT -- NATIONAL THEATER AND ASSEMBLY HALL	0.3	0.3	C
	1969 FEB	CREDIT -- COMMODITIES	5.0	5.0	C
	1969 FEB	CREDIT -- TO FUND TRADE DEFICIT	6.5	6.5	C
	1969 NOV	LINE OF CREDIT EXPANSION OF PORT, CONAKRY CEMENT PLANT REHABILITATION OF CONAKRY-KANKAN RAILROAD	(B)		S
	1970 NOV	CREDIT -- BUDGET SUPPORT		10.0	C
	1972 DEC	LINE OF CREDIT 500 KW RADIO TRANSMITTER, LAJE TECHNICAL ASSISTANCE FOR RICE PRODUCTION FISHING ASSISTANCE REFRIGERATION PLANT FLOATING DOCK, SIX TRAWLERS		17.6 7.1	C C
	1974 MAY	GRANT -- RIC (3,000 METRIC TONS)		1.5(A)	C

Secret

Secret

TABLE 24

SUB-SAHARAN AFRICA: SUMMARY OF INFORMATION ON COMMUNIST ECONOMIC CREDITS AND GRANTS TO LESS DEVELOPED COUNTRIES BY DATE EXTENDED, 1954 - DECEMBER 1981

COMMUNIST COUNTRY	DATE EXTENDED	PROJECTS	MILLION CURRENT US \$		STATUS*
			EXTENDED	DRAWN	
GUINEA					
PRC	1978 AUG	GRANT -- RICE (1,000 METRIC TONS)	0.5	0.5	C
	1978 SEP	GRANT -- RICE (500 METRIC TONS)	0.2	0.2	C
	1980 AUG	CREDIT -- ADDED TO 1966 CREDIT TO COMPLETE PROJECTS EXPERIMENTAL FARM, FARAHIAH (\$1.0 MILLION) IMPROVEMENT OF SUGAR PRODUCTION, KCBA REBUILDING DAMS, KINKON AND TINKASSO	34.0	1.5	UC UC
		TOTAL	133.5	90.3	
ROMANIA	1974 MAR	LINE OF CREDIT BAUXITE COMPLEX, BOKE AGRICULTURAL DEVELOPMENT IRON MINING PLASTICS FACTORY TRACTOR PLANT 3,000 TRACTORS (\$20.0 MILLION)	80.0	6.7	S UC S S S UC
		TOTAL	80.0	6.7	
USSR	1959 AUG	GRANT -- RADIO STATION, 2 50-Kw TRANSMITTERS	00.0	6.7	C
	1959 AUG	LINE OF CREDIT TECHNOLOGICAL INSTITUTE, CONAKRY (\$4.5 MILLION) HOTEL, CONAKRY (\$1.2 MILLION) SPORTS STADIUM, CONAKRY (\$1.6 MILLION) SAWHILL, NZEREKORE (\$2.2 MILLION) SLAUGHTERHOUSE AND CANNING PLANT, MAMOU (\$1.8 MILLION) COLD STORAGE, CONAKRY (\$1.3 MILLION) CONAKRY AIRPORT RUNWAY EXTENSION (\$2.6 MILLION) ROAD AND RAILROAD EXTENS ON SURVEY AND RECONSTRUCTION OF CONAKRY-MAMOU	35.0	35.0	C C C C C C C
		TOTAL	35.0	35.0	

TABLE 24

SUB-SAHARAN AFRICA: SUMMARY OF INFORMATION ON COMMUNIST ECONOMIC CREDITS AND GRANTS TO LESS DEVELOPED COUNTRIES BY DATE EXTENDED, 1954 - DECEMBER 1981

COMMUNIST COUNTRY	DATE EXTENDED	PROJECTS	MILLION CURRENT US \$		STATUS*
			EXTENDED	DRAWN	
GUINEA					
USSR	1959 AUG	LINE ROAD NETWORK EXPANSION SECTION OF CONAKRY AIRPORT EXPRESSWAY (\$1.6 MILLION)			C
		STREET SURFACING (\$1.2 MILLION)			C
		ROADBUILDING EQUIPMENT			C
		GEOLOGICAL AND MINERALS SURVEY (\$2.6 MILLION)			C
		AID TO DIAMOND AND GOLD MINING OPERATIONS (\$5.1 MILLION)			C
		AGRICULTURAL DEVELOPMENT			C
		PEST CONTROL STATIONS			C
		AGRICULTURAL MACHINERY			C
		THREE DAIRY FARMS, DITIN, KOUHOUAN, AND SANINKORONI (\$2.0 MILLION)			C
		CONCRETE PLANT, CONAKRY AIRPORT			C
		DIESEL POWER STATION, NZEREKORE			C
	1960 JAN	GRANT -- TWO POLICE PATROL BOATS	0.2	0.2	C
	1960 JAN	GRANT -- TWO HELICOPTERS	0.4	0.4	C
	1960 SEP	LINE OF CREDIT	21.5	11.9	CS
		MERCHANT MARINE EQUIPMENT AND TRAINING (\$2.5 MILLION)			C
		THREE IL-18 AIRCRAFT (\$5.9 MILLION)			UC
		TECHNICAL ASSISTANCE FOR AIR GUINEA SURVEY FOR KONKOURE DAM, HYDROELECTRIC PLANT AND ALUMINUM SMELTER			C
		HOTEL			C
		SHIPYARD AND PORT DEVELOPMENT			C
	1961 APR	GRANT -- 500-BED HOSPITAL, KANKAN	1.0	1.0	C
	1962 MAR	LINE OF CREDIT	13.0	10.0	I

Secret



Secret

TABLE 24

SUB-SAHARAN AFRICA: SUMMARY OF INFORMATION ON COMMUNIST ECONOMIC CREDITS AND GRANTS TO LESS DEVELOPED COUNTRIES BY DATE EXTENDED, 1954 - DECEMBER 1981

COMMUNIST COUNTRY	DATE EXTENDED	PROJECTS	MILLION CURRENT U.S.		STATUS
			EXTENDED	DRAWN	
GUINEA					
USSR	1962 MAR	CONAKRY AIRPORT HANGAR REPAIR CENTER CONAKRY AIRPORT COMMUNICATIONS FACILITIES CONAKRY AIRPORT JET-FUEL STORAGE FACILITY 100 PREFAB HOUSES, AIR CITY, CONAKRY HOSPITAL EQUIPMENT FOR DONKA AND BALLAY HOSPITALS (\$0.7 MILLION) DIESEL ELECTRIC STATION, NZEREKORI CEMENT PLANT, SIGURI (\$2.4 MILLION) FISHERIES DEVELOPMENT (\$8.0 MILLION) PORT MACHINERY AND TEN FISHING VESSELS COLD STORAGE PLANT OXYACETYLENE PLANT, CONAKRY MICROBIOLOGY LAB, KINDIA			C C C C C C C C C C C
	1965 JUN	CREDIT -- TO FUND TRADE DEFICIT	15.0		C
	1966 SEP	CREDIT -- THREE AN-24 AIRCRAFT	2.7(C)		C
	1967 SEP	CREDIT -- TO ASSIST SOVIET PROJECTS	16.7		C
	1969 DEC	CREDIT -- EXPLOITATION OF BAUXITE DEPOSITS, KINDIA COMMODITIES (\$37.2 MILLION) RAILROAD, KINDIA-CONAKRY PORT CONSTRUCTION MINE DEVELOPMENT	92.2		C C C C C
	1973 AUG	GRANT -- OCEANOGRAPHIC RESEARCH CENTER, CONAKRY	1.5(A)		C
	1973 NOV	CREDIT -- ADDED TO 1969 CREDIT BAUXITE PROSPECTING	5.0(A)		UC
	1974 MAY	GRANT -- FLOUR (10,000 METRIC TONS)	2.0(A)		C

TABLE 24

SUB-SAHARAN AFRICA: SUMMARY OF INFORMATION ON COMMUNIST ECONOMIC CREDITS AND GRANTS TO LESS DEVELOPED COUNTRIES BY DATE EXTENDED, 1954 - DECEMBER 1981

COMMUNIST COUNTRY	DATE EXTENDED	PROJECTS	MILLION CURRENT US \$		STATUS*
			EXTENDED	DRAWN	
GUINEA	1975	GRANT -- RICE (10,000 TONS)	3.5	3.5	C
	1977 NOV	GRANT -- COMMODITIES	0.8	0.8	C
	1980 MAY	GRANT -- RAILROAD EQUIPMENT	3.3	3.3	C
		TOTAL	215.8	199.3	
		ESTIMATED MINIMUM TOTAL FOR GUINEA	459.2	325.4	
GUINEA BISSAU	1976	CREDIT	2.5		
		TOTAL	2.5		
EAST GERMANY	1977	LINE OF CREDIT	5.0(A)	5.0	C
		PLASTICS PLANT			C
		FOAM RUBBER PRODUCTS PLANT			
		TOTAL	5.0	5.0	
PRC	1975 JUL	LINE OF CREDIT	16.0	2.5	UC
		RICE CULTIVATION, GEBU VALLEY			
		AGRICULTURAL EQUIPMENT			
		DAM AND IRRIGATION SCHEME, BAFATA			
		HOSPITAL, CANTCHUNGO			
	MODERNIZATION OF STADIUM			S	
	BAMBOO PRODUCTS FACTORY			C	
		TOTAL	0.6	0.6	C
USSR	1975 JUN	GRANT -- RICE (2,000 METRIC TONS)	16.6	3.1	
		REFRIGERATED TRAWLER	0.5(A)	0.5	C

Secret

Secret

TABLE 24

SUB-SAHARAN AFRICA: SUMMARY OF INFORMATION ON COMMUNIST ECONOMIC CREDITS AND GRANTS TO LESS DEVELOPED COUNTRIES BY DATE EXTENDED, 1954 - DECEMBER 1981

COMMUNIST COUNTRY	DATE EXTENDED	PROJECTS	MILLION CURRENT US \$		STATUS
			EXTENDED	DRAWN	
GUINEA BISSAU					
USSR	1976 AUG	CREDIT -- FISHERIES DEVELOPMENT ICE PLANT AND COLD STORAGE FACILITIES, BAFATA CANNERY, BAFATA PORT MODERNIZATION, BAFATA	(B)		
	1976 SEP	LINE OF CREDIT GEOLOGICAL LABORATORY BAUXITE SURVEY COMMODITIES (\$2.8 MILLION) FIVE DIESEL POWERPLANTS AND TRANSMISSION LINES (\$2.0 MILLION) BISSORA, BAFATA, FARIM, COCHEU, CATIO WATER WELL DRILLING (\$2.1 MILLION) HOSPITAL EQUIPMENT (\$0.6 MILLION) ROADBUILDING EQUIPMENT	10.6	7.4	UC C
	1981 APR	GRANT -- RICE (1,000 TONS) TOTAL	0.4	0.4	C
IVORY COAST					
		ESTIMATED MINIMUM TOTAL FOR GUINEA BISSAU	11.5	8.3	UC C
ROMANIA	1975 DEC	LINE OF CREDIT MINERAL INDUSTRY DEVELOPMENT TOTAL	35.6	16.4	UC C
		ESTIMATED MINIMUM TOTAL FOR IVORY COAST	(B)		
KENYA					
PRC	1964 MAY	GRANT -- BUDGETARY SUPPORT	3.0	3.0	C

TABLE 24

SUB-SAHARAN AFRICA: SUMMARY OF INFORMATION ON COMMUNIST ECONOMIC CREDITS AND GRANTS TO LESS DEVELOPED COUNTRIES BY DATE EXTENDED, 1954 - DECEMBER 1981

COMMUNIST COUNTRY	DATE EXTENDED	PROJECTS	MILLION CURRENT US \$		STATUS*
			EXTENDED	DRAWN	
<b>KENYA</b>					
PRC	1964 MAY	LINE OF CREDIT TEXTILE MILL COTTON PLANTAT ON RICE MILL STADIUM	14.9		
	1980 SEP	CREDIT -- ADDED TO 1964 CREDIT SPORTS STADIUM (\$33.1 MILLION) BRICK AND TILE PLANT	46.4		
		TOTAL	64.3	3.0	
<b>USSR</b>					
	1964 MAY	GRANT POP-BED HOSPITAL AND POLYCLINIC, KISUMU TWO TECHNICAL SCHOOLS, KAKHREYA AND NYERIA	4.3	3.5	C
	1964 NOV	LINE OF CREDIT INDUSTRIAL FEASIBILITY SURVEY RADIO STATION TEXTILE MILL, KISUMU FISH CANNERY (\$2.0 MILLION) VEGETABLE CANNERY, SACANA FRUIT CANNERY, MOMBASA COMMODITIES (\$14.4 MILLION) EQUIPMENT FOR HOSPITAL, KISUMU (\$0.3 MILLION)	44.4	0.8	CS
		TOTAL	48.7	4.3	
ESTIMATED MINIMUM TOTAL FOR KENYA			113.0	7.3	
<b>LIBERIA</b>					
PRC	1977 FEB	LINE OF CREDIT SUGAR PLANTATION AND MILL, HARPER (\$5.0 MILLION) RICE AND VEGETABLE CULTIVATION, ST. JOHN	23.0	3.0	C

Secret

Secret

~~Secret~~

TABLE 24

SUB-SAHARAN AFRICA: SUMMARY OF INFORMATION ON COMMUNIST ECONOMIC CREDITS AND GRANTS TO LESS DEVELOPED COUNTRIES BY DATE EXTENDED, 1954 - DECEMBER 1981

COMMUNIST COUNTRY	DATE EXTENDED	PROJECTS	MILLION CURRENT US \$		STATUS*
			EXTENDED	DRAWN	
LIBERIA					
PRC	1977 FEB	ST. PAUL AND LOFA RIVERS STADIUM, GERDNERVILLE (\$3.0 MILLION)			UC
		TOTAL	23.0	3.4	UC
USSR	1980 DEC	GRANT -- MEDICAL SUPPLIES	0.1	0.1	C
		TOTAL	0.1	0.1	C
		ESTIMATED MINIMUM TOTAL FOR LIBERIA	23.1	3.5	
MADAGASCAR					
EAST GERMANY					
	1976 FEB	GRANT -- RELIEF ASSISTANCE	0.2	0.2	C
	1978 SEP	GRANT -- RELIEF ASSISTANCE	0.2	0.2	C
	1979 NOV	GRANT -- RELIEF ASSISTANCE	0.2	0.2	C
	1980 JUN	GRANT -- TECHNICAL ASSISTANCE	1.2	1.2	UC
	1980 JUN	TRADE CREDIT -- TELECOMMUNICATIONS EQUIPMENT	7.0	7.0	UC
		TOTAL	8.8	0.6	
PRC	1972 NOV	GRANT -- RICE (10,000 TONS)	3.5(A)	3.5	C
	1972 NOV	CREDIT -- TOURIST COMPLEX, NOSY-BE	7.8		
	1975	CREDIT -- AGRICULTURAL EQUIPMENT	2.5	2.5	C
	1975 JUL	LINE OF CREDIT ROAD IMPROVEMENT, TAMATAVE-ANANARIVO SUGAR MILL, MORONDAVA (\$22.5 MILLION)	55.0	46.7	UC

~~Secret~~

TABLE 24

SUB-SAHARAN AFRICA: SUMMARY OF INFORMATION ON COMMUNIST ECONOMIC CREDITS AND GRANTS TO LESS DEVELOPED COUNTRIES BY DATE EXTENDED, 1954 - DECEMBER 1981

COMMUNIST COUNTRY	DATE EXTENDED	PROJECTS	MILLION CURRENT US \$		STATUS*
			EXTENDED	DRAWN	
MADAGASCAR					
PRC	1975 JUL	EXPERIMENTAL FARM, LAMDEBA EXPANSION OF MATCH FACTORY FAIR IMPLEMENTS PLANT, TULEAR RURAL ELECTRIFICATION DAM AND POWER PLANT, LILLY FALLS PORCELAIN PLANT, ANTSIKAVE PHARMACEUTICAL PLANT, ANTISRABE HOSPITALS, AMBOVOMBE, NAHITSY, VATOMANDRY	20.6	20.6	S S S S S S S
	1976	CREDIT -- RICE (49,000 METRIC TONS)	89.4	73.3	S
		TOTAL	28.8		S
ROMANIA	1980 JUN	LINE OF CREDIT	28.8		S
		TOTAL	28.8		S
USSR	1974 DEC	LINE OF CREDIT RADIO TRANSMITTER, TULEAR (\$1.8 MILLION) CEMENT PLANT SILO, TAMATAVE POWER DEVELOPMENT, TAMATAVE AND MAJUNCA METALLURGICAL MAPPING IRRIGATION, MANDRARE BASIN AGRICULTURAL SCHOOL, ANTISRABE (\$3.0 MILLION) BAUXITE DEVELOPMENT, NANANTENINA TRANSPORTATION STUDIES HYDROELECTRIC PLANT, MANDRARE RIVER	13.4(A)	7.3	S S S S S S S S S S S S S
	1976 FEB	GRANT -- MI-8 HELICOPTER	1.0	1.0	UC
	1978 AUG	GRANT -- 200 TRACTORS	1.0	1.0	UC
	1978 AUG	GRANT -- YAK 40 AIRCRAFT	2.0	2.0	UC

Secret

Secret

TABLE 24

SUB-SAHARAN AFRICA: SUMMARY OF INFORMATION ON COMMUNIST ECONOMIC CREDITS AND GRANTS TO LESS DEVELOPED COUNTRIES BY DATE EXTENDED, 1954 - DECEMBER 1981

COMMUNIST COUNTRY	DATE EXTENDED	PROJECTS	MILLION CURRENT U.S. \$		STATUS
			EXTENDED	DRAWN	
<b>MADAGASCAR</b>					
USSR	1978 SEP	CREDIT -- ADDED TO 1974 CREDIT	2.9		
	1980	CREDIT -- ADDED TO 1974 LINE OF CREDIT ROAD, AMBILA-MAHARICO (543.2 MILLION) EXPERIMENTAL WHEAT FARM, FANORIANR VETERINARY CLINIC AGRICULTURAL REPA F. SHOP	50.0		S
		TOTAL	70.3	11.3	
		ESTIMATED MINIMUM TOTAL FOR MADAGASCAR	197.3	85.2	
<b>MALI</b>					
BULGARIA	1962 JAN	LINE OF CREDIT EXPERIMENTAL FARM BAGOUMBA (50.4 MILLION) DAIRY FARM GRAIN SILOS EGG HATCHERY ASSISTANCE IN TOWN PLANNING, BANAKO MEDICAL TECHNICIANS	2.0	2.0	IC
		TOTAL			
<b>CZECHOSLOVAKIA</b>					
	1961 JUN	CREDIT -- AIRCRAFT AND PILOT TRAINING	2.0	2.0	C
	1961 JUN	LINE OF CREDIT FLOUR MILLS, ILENFALA TRACTOR ASSEMBLY PLANT BICYCLE PLANT HOSPITAL EQUIPMENT (50.2 MILLION) ESTABLISHMENT OF NATIONAL INFORMATION AGENCY AGRICULTURAL EQUIPMENT RADIO EQUIPMENT (51.6 MILLION)	2.5	2.5	C
		TOTAL	10.0	10.0	C

TABLE 24

SUB-SAHARAN AFRICA: SUMMARY OF INFORMATION ON COMMUNIST ECONOMIC CREDITS AND GRANTS TO LESS DEVELOPED COUNTRIES BY DATE EXTENDED, 1954 - DECEMBER 1981

COMMUNIST COUNTRY	DATE EXTENDED	PROJECTS	MILLION CURRENT US \$		STATUS
			EXTENDED	DRAWN	
MALI					
CZECHOSLOVAKIA	1961 JUN	TECHNICAL TRAINING-CIVIL AVIATION TRANSPORT EQUIPMENT (\$4.8 MILLION)			C
		TOTAL	12.5	12.5	
EAST GERMANY	1961 APR	CREDIT -- PRINTING PRESS	0.1	0.1	C
		TOTAL	0.1	0.1	
HUNGARY	1961 JAN	CREDIT -- 50 BUSES AND TRUCKS	0.5	0.5	C
		TOTAL	0.5	0.5	
POLAND	1961 NOV	CREDIT -- EQUIPMENT FOR LIGHT INDUSTRY AND AGRICULTURE	7.5		
		TOTAL	7.5		
PRC	1961 SEP	LINE OF CREDIT AGRICULTURAL MACHINERY AND TECHNICAL ASSISTANCE	19.6	19.6	C
		ROADBUILDING EQUIPMENT			C
		TEA FARM AND DRYING PLANT, SIKASSO			C
		RICE AND SUGAR FARMS			CS
		COTTON GINNERY			CS
		COTTONSEED OIL PLANT			C
		CIGARETTE FACTORY, BAMAKO (\$3.0 MILLION)			C
		PAPER FACTORY			S
		TEXTILE COMPLEX, SEGOU (\$7.8 MILLION)			C
		APARTMENT HOUSES, BAMAKO			C
		MATCH FACTORY, BAMAKO (\$1.0 MILLION)			C
		CLASSWORKS			C
		SUGAR PLANTATION AND REFINERY, DOUGAIBOUCOU (\$3.6 MILLION)			C



Secret

Secret

TABLE 24  
SUB-SAHARAN AFRICA: SUMMARY OF INFORMATION ON COMMUNIST ECONOMIC CREDITS AND GRANTS  
TO LESS DEVELOPED COUNTRIES BY DATE EXTENDED, 1954 - DECEMBER 1981

COMMUNIST COUNTRY	DATE EXTENDED	PROJECTS	MILLION CURRENT US \$		STATUS*
			EXTENDED	DRAWN	
MALI					
PRC	1961 SEP	TWO WATER PUMPING STATIONS (\$3.6 MILLION)			C
	1964 NOV	LINE OF CREDIT COMMODITIES (\$4.2 MILLION) PROJECTS (\$18.2 MILLION) RICE MILL, SEVARE (\$1.4 MILLION) RICE MILL, KOUROUMA (\$1.4 MILLION) TANNERY, BAMAKO EXPERIMENTAL SUGAR MILL, NIOYA MACARONI PLANT MOTEL, MOPTI RICE MILL, NIOYA RECONSTRUCTION OF CIGARETTE PLANT SUGAR MILL, SIKASSO	22.4	22.4	C
	1965 JUL	CREDIT -- FOREIGN EXCHANGE	8.0	0.0	C
	1966	CREDIT CINEMA, BAMAKO 200-KW TRANSMITTER, BAMAKO	1.3	1.3	C
	1966 JUN	CREDIT -- FOREIGN EXCHANGE	3.0	3.0	C
	1970	LINE OF CREDIT SECOND RICE MILL, SEVARE EXPANSION OF TEXTILE COMPLEX, SECOU (\$8.8 MILLION) SUGAR PLANTATION AND REFINERY, SERIBALA PHARMACEUTICALS PLANT	25.4	25.8	C
	1973	CREDIT -- FOR OFFICE DU NIGER COMPLEX RECONSTRUCTION OF MARKALA DAM AND IRRIGA- TION FACILITIES (\$10.0 MILLION)	25.0	12.0	C
	1973 JUL	GRANT -- FOODGRAINS (8,000 METRIC TONS)	2.1(A)	2.1	C

TABLE 24

SUB-SAHARAN AFRICA: SUMMARY OF INFORMATION ON COMMUNIST ECONOMIC CREDITS AND GRANTS TO LESS DEVELOPED COUNTRIES BY DATE EXTENDED, 1954 - DECEMBER 1981

COMMUNIST COUNTRY	DATE EXTENDED	PROJECTS	MILLION CURRENT US \$		STATUS*
			EXTENDED	DRAWN	
MALI	1973 JUL	CREDIT -- RICE (25,000 METRIC TONS)	8.8	8.8	C
	1973 NOV	GRANT -- SURVEY FOR MANAHTALI DAM	8.5	8.5	C
	1975 FEB	GRANT -- FOODGRAINS (8,000 METRIC TONS)	2.4(A)	2.4	C
	1981	GRANT -- MEDICAL SUPPLIES	0.4	0.4	C
		TOTAL	126.9	109.3	
USSR	1961 MAR	LINE OF CREDIT	44.4	44.4	C
		GEOLOGICAL SURVEY (\$12.3 MILLION)			
		SURVEY FOR RAILROAD, BAMAKO - KOUROUSSA, GUINEA (\$1.4 MILLION)			
		STADIUM, BAMAKO (\$2.1 MILLION)			
		NAVIGATIONAL IMPROVEMENTS, NIGER RIVER (\$0.4 MILLION)			
		INDUSTRIAL TRAINING CENTER (\$1.2 MILLION)			
		AIRCRAFT AND AIR CREW TRAINING (\$6.4 MILLION)			
		TECHNICAL STUDIES FOR HYDROELECTRIC PROJECTS (\$0.1 MILLION)			
		COMMODITIES (\$6.6 MILLION)			
		CEMENT PLANT, DIAMOU (\$6.2 MILLION)			
		CEMENT PLANT SURVEY (\$0.1 MILLION)			
		MODERNIZATION OF AGRICULTURAL EQUIPMENT FACTORY			
		EQUIPMENT FOR GOLD MINE AND ORE CRUSHING PLANT, KALANA (\$1.0 MILLION)			
1962 JUN	LINE OF CREDIT		11.1		
	EQUIPMENT AND TECHNICIANS FOR AGRICULTURAL DEVELOPMENT IN OFFICE DU NIGER (\$5.5 MILLION)				
	COMMODITIES (\$5.6 MILLION)				
1963 JAN	GRANT -- EQUIPMENT AND STAFF FOR SCHOOLS -		4.0		

Secret

Secret

TABLE 24

SUB-SAHARAN AFRICA: SUMMARY OF INFORMATION ON COMMUNIST ECONOMIC CREDITS AND GRANTS TO LESS DEVELOPED COUNTRIES BY DATE EXTENDED, 1954 - DECEMBER 1981

COMMUNIST COUNTRY	DATE EXTENDED	PROJECTS	MILLION CUPKI		US \$	STATUS
			EXTENDED	REMARK		
MALI						
USSR						
	1963 JAN	HEALTH, ADMINISTRATION, AGRICULTURE, AND POLITICAL				
	1965 OCT	GRANT -- HELICOPTER	0.2		0.2	C
	1966	CREDIT -- FOREIGN EXCHANGE	3.2		3.2	C
	1967 JUN	TECHNICAL ASSISTANCE FOR GOLD PROSPECTING AND MOTOR ROAD COMMODITIES (\$1.1 MILLION) SERVICES (\$1.7 MILLION)	2.8		2.8	C
	1967 JUN	CREDIT FUNDING TRADE DEFICIT (\$5.8 MILLION) TECHNICAL SERVICES AND PARTS FOR AIRCRAFT (\$1.1 MILLION)	6.9		6.9	C
	1969 OCT	CREDIT -- SUPPLEMENTARY A1) TO CEMENT PLANT, DIAMOU FOREIGN EXCHANGE (\$0.4 MILLION) SPARE PARTS AND TECHNICAL SERVICES (\$0.4 MILLION)	0.8		0.8	C
	1972 JUL	CREDIT -- KALANA GOLD EXPLOITATION	3.6		3.6	C
	1974 DEC	TRADE CREDIT -- EQUIPMENT FOR GOLD MINE	2.1		2.1	C
	1974 DEC	CREDIT -- DEVELOPMENT OF GOLD MINE, KALANA	9.7		9.7	C
	1977	CREDIT -- CASH FOR LOCAL COSTS, KALANA MINE	2.1		2.1	C
	1978 FEB	GRANT -- KICL (2,000 METRIC TONS)	1.0		1.0	C
	1979	CREDIT -- CASH FOR LOCAL COSTS, KALANA MINE	0.7		0.7	C

TABLE 24

SUB-SAHARAN AFRICA: SUMMARY OF INFORMATION ON COMMUNIST ECONOMIC CREDITS AND GRANTS TO LESS DEVELOPED COUNTRIES BY DATE EXTENDED, 1954 - DECEMBER 1981

COMMUNIST COUNTRY	DATE EXTENDED	PROJECTS	MILLION CURRENT US \$		STATUS
			EXTENDED	DRAWN	
MALI					
USSR	1980 DEC	GRANT -- RICE (2,000 TONS)	0.6	0.6	C
	1981	CREDIT -- MODERNIZATION OF CEMENT PLANT, D. AMOU	1.0(A)		
	1981	CREDIT -- HOSPITAL EQUIPMENT	1.0(A)		
	1981 OCT	CREDIT -- EQUIPMENT FOR KALANHA MINE	0.2	0.2	UC
		TOTAL	99.6	93.7	
		ESTIMATED MINIMUM TOTAL FOR MALI	202.9	218.1	
MAURITIUS					
PRC	1972 APR	LINE OF CREDIT AIRPORT (\$31.6 MILLION) ROAD, AIRPORT TO PORT LOUIS EXPERIMENTAL FARM, ALBION AGRICULTURAL EQUIPMENT (\$0.3 MILLION)	35.2	1.1	C
		TOTAL	35.2	1.1	UC
USSR	1970 AUG	CREDIT -- FISHING INDUSTRY TRAWLERS FISHING EQUIPMENT	5.0	1.5	UC
		TOTAL	5.0	1.5	UC
		ESTIMATED MINIMUM TOTAL FOR MAURITIUS	40.2	2.9	
MOZAMBIQUE					
BULGARIA	1977 APR	LINE OF CREDIT AGRICULTURAL DEVELOPMENT, LIMPOPO VALLEY (\$10.0 MILLION)	15.0(A)	3.3	UC

Secret

Secret

TABLE 24  
SUB-SAHARAN AFRICA: SUMMARY OF INFORMATION ON COMMUNIST ECONOMIC CREDITS AND GRANTS  
TO LESS DEVELOPED COUNTRIES BY DATE EXTENDED, 1954 - DECEMBER 1981

COMMUNIST COUNTRY	DATE EXTENDED	PROJECTS	MILLION CURRENT US \$		STATUS*
			EXTENDED	DRAWN	
MOZAMBIQUE					
BULGARIA	1977 APR	IRRIGATION, CHOMBE AND MASSINGIR HYDROPOWER EQUIPMENT, MASSINGIR DAM HIGH-TENSION LINES MASSINGIR TO XAI-XAI TETE TO ULONGE ROAD, MAPUTO TO CABO DELGADO	15.0	3.3	S
		TOTAL	3.4(A)	3.4	C
CZECHOSLOVAKIA	1975 FEB	TOTAL	3.4	3.4	
EAST GERMANY	1975 FEB	CREDIT	5.0	5.0	C
	1976	GRANT -- RELIEF ASSISTANCE	1.0(A)	1.0	C
	1977	GRANT -- RELIEF ASSISTANCE	1.5	1.5	C
	1977 NOV	LINE OF CREDIT AGRICULTURAL ASSISTANCE STUDY OF CHIRINCO RIVER DEVELOPMENT HIGH-TENSION LINES MINERAL DEVELOPMENT, MANICA AND ZAMBEZIA TRUCK ASSEMBLY PLANT, BEIRA 1,000 TRUCKS GEOLOGICAL SURVEY, NORVA AND MARROPINO REHABILITATION OF COAL MINES, MOATIZE	7.5	5.7	UC UC UC UC UC UC UC
	1978 JUN	TRADE CREDIT -- 400 TRACTORS	2.0	2.0	C
	1981	TRADE CREDIT TEXTILE PLANT, MOCUBA	75.0	5.0	UC
		TOTAL	92.0	20.2	

Secret

TABLE 24

SUB-SAHARAN AFRICA: SUMMARY OF INFORMATION ON COMMUNIST ECONOMIC CREDITS AND GRANTS TO LESS DEVELOPED COUNTRIES BY DATE EXTENDED, 1954 - DECEMBER 1981

COMMUNIST COUNTRY	DATE EXTENDED	PROJECTS	MILLION CURRENT US \$		STATUS
			EXTENDED	DRAWN	
MOZAMBIQUE					
HUNGARY	1975 FEB	CREDIT	3.3(A)	3.3	C
		TOTAL	3.3	3.3	
POLAND	1975 FEB	CREDIT	3.3(A)	3.3	C
		TOTAL	3.3	3.3	
PRC	1975 JUN	GRANT -- WHEAT (30,000 METRIC TONS)	4.3	4.3	C
	1975 JUL	LINE OF CREDIT AGRICULTURAL DEVELOPMENT MEDICAL ASSISTANCE TEXTILE COMPLEX, MONTEPUFZ CONSUMER GOODS (\$2.0 MILLION)	55.0	6.3	C UC UC UC
	1977 MAR	GRANT -- FOODGRAINS (5,000 TONS)	0.5	0.5	C
	1980 MAR	CREDIT -- RICE (10,000 METRIC TONS)	4.4	4.4	C
		TOTAL	64.2	15.5	
ROMANIA	1975 JUN	CREDIT -- WHEAT (100,000 METRIC TONS)	12.0	12.0	C
	1976 JUL	LINE OF CREDIT 32 LOCOMOTIVES (\$13.7 MILLION) 60 RAILWAY PASSENGER CARS (\$3.0 MILLION) AMMONIA/UREA PLANT	16.7	6.0	UC UC
	1981 MAY	CREDIT	(B)		
		TOTAL	28.7	18.0	
USSR	1975 FEB	CREDIT -- BUDGETARY SUPPORT	14.0	14.0	C
	1976 MAY	GRANT -- MEDICAL ASSISTANCE	2.5	2.5	C

Secret

Secret

Secret

TABLE 24  
SUB-SAHARAN AFRICA: SUMMARY OF INFORMATION ON COMMUNIST ECONOMIC CREDITS AND GRANTS  
TO LESS DEVELOPED COUNTRIES BY DATE EXTENDED, 1954 - DECEMBER 1981

COMMUNIST COUNTRY	DATE EXTENDED	PROJECTS	MILLION CREDIT US \$		STATUS
			EXTENDED	DRAWN	
MOZAMBIQUE					
USSR	1976 MAY	LINE OF CREDIT FIVE TECHNICAL SCHOOLS (\$3.0 MILLION) AGRICULTURAL EQUIPMENT PLANT AGRICULTURAL DEVELOPMENT, LIMPOPO VALLEY	40.0	3.0	UC
	1977 FEB	CREDIT -- FISHERIES DEVELOPMENT TRAWLERS	5.0(A)	0.0	UC
	1980 NOV	CREDIT -- ADDED TO 1976 CREDIT TRACTOR ASSEMBLY PLANT THREE COAL MINES FIVE AGRICULTURAL EXPERIMENT STATIONS OIL AND GAS EXPLORATION GEOLOGICAL PROSPECTING IMPROVEMENT OF FISHING INDUSTRY FLOATING DOCK (\$13.0 MILLION) REPAIR SHIP (\$13.0 MILLION) TECHNICAL ASSISTANCE (\$13.0 MILLION)	67.0		UC
1981	CREDIT -- ADDED TO 1976 CREDIT		62.0		
	TOTAL		173.5	24.5	
	ESTIMATED MINIMUM TOTAL FOR MOZAMBIQUE		383.4	94.5	
NICER					
PRC	1973 JUL	GRANT -- FOODGRAINS (5,000 METRIC TONS)	1.3(A)	1.3	UC
	1974 JUL	LINE OF CREDIT SIX RICE PROJECTS AGRICULTURAL IMPLEMENTS FACTORY WATER WELLS FRUIT JUICE PLANT DAM, TERA (\$6.0 MILLION)	51.0(A)	12.6	UC

Secret

TABLE 24

SUB-SAHARAN AFRICA: SUMMARY OF INFORMATION ON COMMUNIST ECONOMIC CREDITS AND GRANTS TO LESS DEVELOPED COUNTRIES BY DATE EXTENDED, 1954 - DECEMBER 1983

COMMUNIST COUNTRY	DATE EXTENDED	PROJECTS	MILLION CURRENT US \$		STATUS
			EXTENDED	DRAWN	
<b>NIGER</b>					
PRC	1974 JUL	STADIUM, NIAMEY			S
		TOTAL	12.3	13.9	
USSR	1973 SEP	GRANT -- RICE (2,500 METRIC TONS)	0.9(A)	0.9	C
	1974 SEP	GRANT -- RICE (2,500 METRIC TONS)	1.2(A)	1.2	C
	1978 AUG	GRANT -- RICE (500 METRIC TONS)	0.2	0.2	C
		TOTAL	2.3	2.3	
		ESTIMATED MINIMUM TOTAL FOR NIGER	54.6	16.2	
<b>NIGERIA</b>					
CZECHOSLOVAKIA	1965 NOV	LINE OF CREDIT -- TANNERY	14.0		S
	1979 JUN	LINE OF CREDIT METALURGICAL PLANT, IMO, STATE	26.7(U)	30.0	UC
		TOTAL	40.7	30.0	
HUNGARY	1974	CREDIT -- MEDICAL EQUIPMENT EQUIPMENT FOR FIVE HOSPITALS (\$1.7 MILLION)	26.0(U)	22.6	UC
	1976	CREDIT -- MACHINERY AND EQUIPMENT TECHNICAL COLLEGE (\$8.0 MILLION) SLAUGHTERHOUSE (\$8.0 MILLION)	16.0	16.0	C
	1978 AUG	CREDIT -- MACHINERY AND EQUIPMENT	60.0	5.0	UC
	1981 MAR	CREDIT -- ADDD ID 1974 CREDIT FOR HOSPITAL EQUIPMENT	20.0		
		TOTAL	122.0	43.6	



Secret

TABLE 24

SUB-SAHARAN AFRICA: SUMMARY OF INFORMATION ON COMMUNIST ECONOMIC CREDITS AND GRANTS TO LESS DEVELOPED COUNTRIES BY DATE EXTENDED, 1954 - DECEMBER 1981

COMMUNIST COUNTRY	DATE EXTENDED	PROJECTS	MILLION CURRENT US \$		STATUS*
			EXTENDED	DRAWN	
NIGERIA					
POLAND	1980 OCT	CREDIT -- MACHINERY AND EQUIPMENT	158.8	25.0	UC
		TOTAL			
USSR	1955	TRADE CREDIT -- HOSPITAL, ENUGU	158.8	25.0	
	1970 NOV	CREDIT	0.5		S
		EQUIPMENT FOR MINERAL PROSPECTING (\$4.8 MILLION)	5.7	6.7	C
		OIL TECHNICAL TRAINING CENTER, WARRI			C
	1979 JUL	TRADE CREDIT -- STEEL MILL, AIAKJITA	1200.0	24.0	UC
		TOTAL	1207.2	30.7	
		ESTIMATED MINIMUM TOTAL FOR NIGERIA	1588.7	129.3	
RWANDA					
PRC	1972 MAY	LINE OF CREDIT	22.0	22.0	C
		PAVING OF KIGALI-RUSUMU ROAD (\$16.3 MILLION)			C
		CEMENT PLANT, CYANGUGU (\$3.4 MILLION)			C
		RICE PROJECTS (\$2.5 MILLION)			C
		KIGALI, KABUYE			C
		COMMODITIES			UC
		SUGAR PLANTATION AND REFINERY, KABUYE			C
		(\$0.2 MILLION)			C
	1973 MAY	GRANT -- AGRICULTURAL DEVELOPMENT	0.2	0.2	C
	1978 JUN	LINE OF CREDIT	34.3	1.6	S
		HOSPITAL			
		SPORTS STADIUM, KIGALI			
		FLOUR MILL			
		CERAMICS PLANT			
		RICE PROJECT, RUBINDI			
		TOTAL	56.5	23.8	UC

Secret

TABLE 24

SUB-SAHARAN AFRICA: SUMMARY OF INFORMATION ON COMMUNIST ECONOMIC CREDITS AND GRANTS TO LESS DEVELOPED COUNTRIES BY DATE EXTENDED, 1954 - DECEMBER 1981

COMMUNIST COUNTRY	DATE EXTENDED	PROJECTS	MILLION CURRENT US \$		STATUS*
			EXTENDED	DRAWN	
RWANDA					
USSR	1973 JUN	CREDIT -- HOSPITAL CENTER, BYUYIBA	0.5	0.5	S
	1974	GRANT -- WHEAT (2,000 METRIC TONS)	0.5(A)	0.5	C
		TOTAL	1.0	1.0	
		ESTIMATED MINIMUM TOTAL FOR RWANDA	57.5	24.8	
SAO TOME PRINCIPE					
EAST GERMANY	1977 DEC	LINE OF CREDIT	(B)		
		TOTAL			
PRC	1975 DEC	LINE OF CREDIT	17.6	0.9	UC
		RICE CULTIVATION, SAO TOME ISLAND			S
		HYDROPOWER DEVELOPMENT			
		MEDICAL ASSISTANCE			
	1979	GRANT -- HOSPITAL EQUIPMENT	0.7	0.7	C
		TOTAL	18.3	1.6	
USSR	1976 OCT	LINE OF CREDIT	(B)		
		TOTAL			
		ESTIMATED MINIMUM TOTAL FOR SAO TOME PRINCIPE	18.3	1.6	
SENEGAL					
POLAND	1976 MAR	CREDIT -- FISHING INDUSTRY DEVELOPMENT	35.0(A)	10.5	C
		FISHING WHARF, SAINT-LOUIS (\$3.5 MILLION)			
		FISHING VESSELS AND EQUIPMENT (\$17.0 MILLION)			
		15 TRAWLERS			UC

Secret

Secret

TABLE 24

SUB-SAHARAN AFRICA: SUMMARY OF INFORMATION ON COMMUNIST ECONOMIC OFFERS AND GRANTS TO LESS DEVELOPED COUNTRIES BY DATE EXTENDED, 1954 - DECEMBER 1983

COMMUNIST COUNTRY	DATE EXTENDED	PROJECTS	MILLION CURRENT US \$		STATUS
			EXTENDED	DEVAL	
SENEGAL					
POLAND	1976 MAR	THREE REFRIGERATED VESSELS (\$10.0 MILLION) REFRIGERATOR EQUIPMENT (\$4.0 MILLION)			C
		TOTAL	35.0	35.0	
PRC	1973 JUL	GRANT -- FOODGRAINS (5,000 METRIC TONS)	1.3(A)	1.3	C
	1973 NOV	LINE OF CREDIT AGRICULTURAL DEVELOPMENT EIGHT RICE PROJECTS (\$10.0 MILLION) REFORESTATION HYDROLOGICAL DEVELOPMENT FOUR DAMS, CASAMANCE (\$11.0 MILLION) WATER WELLS SPORTS STADIUM, DAKAR (\$2.0 MILLION) COMMODITIES LIVESTOCK PROJECT (\$1.0 MILLION) HOSPITAL, ZINGUINGHOR	50.5	57.8	C
	1978 FEB	GRANT -- WHEAT (1,000 METRIC TONS)	0.1	0.1	C
		TOTAL	51.9	59.2	
USSR	1965 MAR	GRANT TEN TUNA REFRIGERATOR BOATS (\$4.4 MILLION) NAVAL REPAIR FACILITY PROSPECTING FOR GOLD AND DIAMONDS	6.7	6.7	C
	1973 SEP	GRANT -- WHEAT (2,000 METRIC TONS)	0.4(A)	0.4	C
	1974 AUG	GRANT -- FOODGRAINS (2,000 METRIC TONS)	0.5(A)	0.5	C
	1977	GRANT -- FOODGRAINS (5,000 TONS)	0.5	0.5	C
		TOTAL	8.1	8.1	
		ESTIMATED MINIMUM TOTAL FOR SENEGAL	95.0	97.8	

TABLE 24

SUB-SAHARAN AFRICA: SUMMARY OF INFORMATION ON COMMUNIST ECONOMIC CREDITS AND GRANTS TO LESS DEVELOPED COUNTRIES BY DATE EXTENDED, 1954 - DECEMBER 1961

COMMUNIST COUNTRY	DATE EXTENDED	PROJECTS	MILLION CURRENT US \$		ST. US*
			EXTENDED	DRAWN	
<b>SEYCHELLES</b>					
PRC	1978 MAY	GRANT -- SECONDARY SCHOOL, MAHE	3.5	2.0	UC
		TOTAL	3.5	2.0	
		ESTIMATED MINIMUM TOTAL FOR SEYCHELLES	3.5	2.0	
<b>SIERRA LEONE</b>					
PRC	1971 JUL	LINE OF CREDIT	60.0	50.0	C
		STADIUM, FREETOWN (\$30.0 MILLION)			C
		TWO BRIDGES, MANGCH AND KAMBATA (\$7.0 MILLION)			C
		FOREIGN EXCHANGE FOR HOUSING (\$2.2 MILLION)			C
		COMMODITIES			UC
		IRON ORE PROSPECTING, TONKOL LI			UC
		HYDROELECTRIC PLANT, KENEMA (\$2.8 MILLION)			UC
		GOVERNMENT OFFICE BUILDINGS, BROOKFIELDS			UC
		POLICE HEADQUARTERS, FREETOWN			C
		13 AGRICULTURAL STATIONS (\$3.0 MILLION)			C
		SUGAR CANE PLANTATION AND MILL, MACBASI			C
		PLYWOOD PLANT			C
	1972 NOV	GRANT -- EQUIPMENT FOR EXPERIMENTAL FARM AND TRAINING CENTER, MANGCH BUREH	1.2	1.2	C
		TOTAL	61.2	55.2	
USSR	1965 OCT	CREDIT	28.0(C)	3.3	C
		AGRICULTURAL MACHINERY (\$2.8 MILLION)			C
		TWO SHIPS			C
		FOUR HOSPITALS-BO, FREETOWN, KENEMA, AND MAKENI (\$7.0 MILLION)			C
	1981	GRANT -- OBSERVATORY	1.5(A)		
		TOTAL	29.5	3.3	
		ESTIMATED MINIMUM TOTAL FOR SIERRA LEONE	90.7	58.5	

Secret

Secret

Secret

TABLE 24

SUB-SAHARAN AFRICA: SUMMARY OF INFORMATION ON COMMUNIST ECONOMIC CREDITS AND GRANTS TO LESS DEVELOPED COUNTRIES BY DATE EXTENDED, 1954 - DECEMBER 1981

Secret

COMMUNIST COUNTRY	DATE EXTENDED	PROJECTS	MILLION CURRENT US \$		STATUS
			EXTENDED	DRAWN	
BULGARIA	1965	CREDIT -- MEAT PACKING PLANT, MOGADISCIO	0.9(C)	0.7	CS
	1972 JAN	CREDIT -- TIN MINING AND PROSPECTING, MAJAYHAY	1.5	1.5	C
	1972 JAN	CREDIT -- GEOLOGICAL PROSPECTING TOTAL	5.0	5.0	C
CZECHOSLOVAKIA	1961 MAR	GRANT -- MEDICAL EQUIPMENT	7.4	7.2	C
	1961 JUN	CREDIT -- EQUIPMENT FOR MACHINERY POGL TOTAL	0.3	0.3	C
EAST GERMANY	1970 SEP	CREDIT -- EQUIPMENT FOR PRISONS	2.2	2.2	C
	1977 AFR	GRANT -- VEHICLES	2.5	2.5	C
		TOTAL	0.8	0.8	C
PRC	1963 ALC	GRANT -- BUDGETARY SUPPORT FOREIGN EXCHANGE FOR BUDGET SUPPORT (\$1.5 MILLION)	0.2	0.2	C
		COMMODITIES (\$1.5 MILLION)	1.0	1.0	C
	1963 ALC	LINE OF CREDIT COLLECTIVE FARMS ROAD, MOGADISCIO - BERBERA ROAD, SURVEYS, BELET UEN-BUSSASSO, HARGEISA-GAROE HYDROGEOLOGICAL SURVEY, HARGEISA AND BELENEINEH WATER SUPPLY PROJECT, HARGEISA CIGARETTE AND MATCH FACTORIES.	3.0	3.0	C
		18.6	18.6	C	

TABLE 24

SUB-SAHARAN AFRICA: SUMMARY OF INFORMATION ON COMMUNIST ECONOMIC CREDITS AND GRANTS TO LESS DEVELOPED COUNTRIES BY DATE EXTENDED, 1954 - DECEMBER 1981

COMMUNIST COUNTRY	DATE EXTENDED	PROJECTS	MILLION CURRENT US \$		STATUS*
			EXTENDED	DRAWN	
SOMALIA					
PRC	1963 AUG	MOCADISCIO GEOLOGICAL SURVEYS (MINERAL, WATER, PETROLIUM) EXPANSION RICE AND TOBACCO FARM, JAMHAR			C
	1965 DEC	GRANT -- NATIONAL THEATER	1.5	1.5	C
	1966 OCT	GRANT -- 30 WATER TANK TRUCKS	0.2	0.2	C
	1971 JUN	LINE OF CREDIT ROADS BELET UEN-GAROE-BURAO (\$67.0 MILLION) GAROE-BENDER CASSIM BORAMA-LOYADA, SEC. 0 MILLION) SPORTS COMPLEX, MOCADISCIO (\$9.0 MILLION) EXPANSION OF WATER SUPPLY, MARGEISA ACRO-MECHANICAL SCHOOL, GLLID	109.0	90.0	C
	1974	GRANT -- SORGHUM (4,000 METRIC TONS)	0.6(A)	0.6	C
	1974	GRANT -- HOSPITAL, MOCADISCIO	3.4	3.4	C
	1975 FEB	GRANT -- CORN (4,000 METRIC TONS)	0.5	0.5	C
	1978 APR	CF-CREDIT -- TO COMPLETE SOVIET PROJECTS (DAM AND IRRIGATION SCHEME, GIJBA RIVER	18.0	2.5	UC
	1980	GRANT -- COST OVERRUN ON BELET-UEN ROAD	9.5	9.5	C
	1980 AUG	GRANT -- RICE (300 TONS)	0.2	0.2	C
		TOTAL	164.5	130.0	
ROMANIA	1976 OCT	LINE OF CREDIT	(B)		

~~Secret~~~~Secret~~

Secret

TABLE 24

SUB-SAHARAN AFRICA: SUMMARY OF INFORMATION ON COMMUNIST ECONOMIC CREDITS AND GRANTS TO LESS DEVELOPED COUNTRIES BY DATE EXTENDED, 1954 - DECEMBER 1951

COMMUNIST COUNTRY	DATE EXTENDED	PROJECTS	MILLION CURRENT US \$		STATUS
			EXTENDED	DRAWN	
SOMALIA					
ROMANIA	1976 OCT	LIVESTOCK CENTERS			
		TOTAL			
USSR	1961 JUN	GRANT -- COMMODITIES	1.3(D)	1.3	C
	1961 JUN	GRANT	2.5	2.5	C
		TWO 50-BED HOSPITALS, UEGIT AND SHI'IKH PRINTING PLANT, MOGADISCIO (\$0.5 MILLION)			C
		SECONDARY SCHOOL, MOGADISCIO (\$0.3 MILLION)			C
		50-W RADIO TRANSMITTER (\$1.0 MILLION)			C
		FIVE MOBILE MOVIE THEATRES			C
		TRAINING OF MEDICAL PERSONNEL			C
	1961 JUN	LOAN TO GENERATE LOCAL CURRENCY EQUIPMENT FOR MACHINERY POOL	6.5(D)	6.5	C
		COMMODITIES			C
	1961 JUN	CREDIT (\$30.6 MILLION) AND GRANT (\$13.8 MILLION)	44.4(D)	31.9	C
		THREE STATE FARMS			UC
		GRAIN FARM AND AGRICULTURAL SCHOOL, TUC WAJALEH			UC
		COTTON FARM AND COTTON GIN, GELIB (\$2.1 MILLION)			UC
		OILSEED FARM, GELIB			UC
		PORT, BERBERA (\$5.6 MILLION)			C
		FOOD PROCESSING PLANTS			C
		MILK, MOGADISCIO (\$1.5 MILLION)			C
		MEAT PACKING, CHISIMATO (\$3.2 MILLION)			C
		FISH CANNING, LAS KHOREH (\$4.2 MILLION)			C
		HYDROLOGICAL SURVEY, HARGE SA			C
		IRRIGATION SURVEY, LOWER SUDA RIVER, LUGH BARBERA (\$0.1 MILLION)			C
		ACETYLENE AND OXYGEN PLANT, BERBERA			C

Secret

TABLE 24  
SUB-SAHARAN AFRICA: SUMMARY OF INFORMATION ON COMMUNIST ECONOMIC CREDITS AND GRANTS  
TO LESS DEVELOPED COUNTRIES BY DATE EXTENDED, 1954 - DECEMBER 1981

COMMUNIST COUNTRY	DATE EXTENDED	PROJECTS	MILLION CURRENT US \$		STATUS*
			EXTENDED	DRAWN	
SOMALIA					
USSR	1961 JUN	HYDROELECTRIC PLANT SURVEY, LOWER GIUBA RIVER, HARGEISA BAKERY, HARGEISA FLOUR MILL, HARGEISA TWO GRAIN ELEVATORS, HARGEISA DAIRY, HARGEISA TANNERY, CHISIMAIQ BOTTLED GAS PLANT, BERBERA 33 PETROLEUM STORAGE TANKS (\$3.0 MILLION) 15 AT BERBERA, 10 AT CHISIMAIQ, 8 AT MOGADISCIO AIRPORT, BERBERA MILITARY HOSPITAL, BERBERA	8.5	8.5	C C C C C C C C C C C C C C C C C C C
	1966 MAY	CREDIT -- COMMODITIES TO GENERATE LOCAL CURRENCY	5.6	5.6	C
	1971 FEB	CREDIT -- ADDED TO JUNE 1961 CREDIT RECONSTRUCTION OF SALT WORKS, HAJUR (50.5 MILLION) SPARE PARTS AND MATERIALS MEAT PACKING PLANT, CHISIMAIQ (\$0.6 MILLION) FISH CANNERY, LAS KHOREH (\$0.6 MILLION) RADIO TRANSMITTERS, MOGADISCIO AND HARGEISA (\$1.5 MILLION) OIL STORAGE STUDY COMMODITIES (\$2.2 MILLION)			C C C C C C C C
	1971 NOV	CREDIT -- AGRICULTURE, MACHINERY FOR GIUBA PROJECT	6.7	5.5	C C
	1971 NOV	CREDIT -- MULTIPURPOSE DAM AND IRRIGATION SCHEME, GIUBA RIVER DAM POWER PLANT	12.3	11.0	C C C

Secret

Secret



Secret

TABLE 24  
SUB-SAHARAN AFRICA: SUMMARY OF INFORMATION ON COMMUNIST ECONOMIC CREDITS AND GRANTS  
TO LESS DEVELOPED COUNTRIES BY DATE EXTENDED, 1954 - DECEMBER 1981

COMMUNIST COUNTRY	DATE EXTENDED	PROJECTS	MILLION CURRENT US \$		STATUS
			EXTENDED	DRAWN	
SOMALIA					
USSR	1971 NOV	IRRIGATION CANAL TO STATE FARMS, GELIB			UC
	1974 JUL	GRANT -- BUDGETARY SUPPORT COMMODITIES (\$6.0 MILLION) OIL SUBSIDY (\$4.0 MILLION)	10.0	10.0	C C
	1974 DEC	GRANT -- CORN (5,000 METRIC TONS)	0.6(A)	0.6	C
	1975	GRANT -- CORN (20,000 METRIC TONS)	2.6	2.6	C
	1975 JUN	GRANT -- REFUGEE RESETTLEMENT AND FISHING INDUSTRY DEVELOPMENT	14.0	10.0	UC
	1975 JUN	LINE OF CREDIT FISHING INDUSTRY DEVELOPMENT (\$19.0 MILLION), PORT AND PROCESSING FACILITIES (\$9.0 MILLION), TRAINING CENTER, MOGADISCIO EXPANSION OF SHIPYARD FOR FISHING BOATS	26.0	1.5	UC UC UC UC
	1976 JUL	GRANT -- CORN (25,000 METRIC TONS)	3.5	3.5	C
		TOTAL	164.5	101.0	
		ESTIMATED MINIMUM TOTAL FOR SOMALIA	339.9	241.7	
SUDAN					
BULGARIA	1967 MAR	CREDIT TEXTILE MILL TOMATO CANNERY, KEREIMA (\$0.2 MILLION) EXPLOITATION OF MINERAL DEPOSITS SLAUGHTER HOUSES, KHARTOUM AND PORT SUDAN (\$0.8 MILLION) REFRIGERATION EQUIPMENT	17.2(C)	0.2	C

Secret

TABLE 24

SUB-SAHARAN AFRICA: SUMMARY OF INFORMATION ON COMMUNIST ECONOMIC CREDITS AND GRANTS TO LESS DEVELOPED COUNTRIES BY DATE EXTENDED, 1954 - DECEMBER 1981

COMMUNIST COUNTRY	DATE EXTENDED	PROJECTS	MILLION CURRENT US \$		STATUS*
			EXTENDED	DRAWN	
SUDAN					
BULGARIA	1967 MAR	THREE MODEL FARMS			
		TOTAL	17.2	0.2	
CZECHOSLOVAKIA	1965 JAN	LINE OF CREDIT ROAD CONSTRUCTION MACHINERY (\$7.1 MILLION) WATER FILTRATION PLANT (\$0.2 MILLION) RADIO TRANSMITTER (\$2.1 MILLION) TELEVISION EQUIPMENT (\$0.6 MILLION)	10.0	10.0	C C C C
	1973 OCT	CREDIT -- ADDED TO 1965 CREDIT SUGAR MILL, KASHIM EL-GIRBA (\$9.0 MILLION) TANNERY (\$6.0 MILLION) TEXTILE PLANT (\$5.7 MILLION) FERTIGATION EQUIPMENT	20.0(C)	9.9	C C C C UC
	1978 APR	CREDIT -- ADDED TO 1973 CREDIT PREFABRICATED HOUSING (\$12.0 MILLION)	24.0		UC
	1980 AUG	CREDIT -- AGRICULTURAL AND INDUSTRIAL EQUIPMENT	30.0		
		TOTAL	84.0	19.8	
EAST GERMANY	1969 NOV	LINE OF CREDIT ROAD BUILDING EQUIPMENT (\$2.9 MILLION) ELECTRICAL EQUIPMENT MEDICAL EQUIPMENT (\$0.4 MILLION) PRINTING PRESS (\$0.4 MILLION) SCHOOL LABORATORIES AGRICULTURAL MACHINERY (\$0.6 MILLION) RAILWAY CARS AND EQUIPMENT (\$3.0 MILLION)	11.4	11.4	C C C C C C
	1975 SEP	LINE OF CREDIT	34.5	6.0	

Secret

Secret

TABLE 24  
 SUB-SAHARAN AFRICA: SUMMARY OF INFORMATION ON COMMUNIST ECONOMIC CREDITS AND GRANTS  
 TO LESS DEVELOPED COUNTRIES BY DATE EXTENDED, 1954 - DECEMBER 1981

COMMUNIST COUNTRY	DATE EXTENDED	PROJECTS	MILLION CREDIT US \$		STATUS*
			EXTENDED	KNOWN	
SUDAN					
EAST GERMANY	1975 SEP	PORT DEVELOPMENT, RED SEA (\$5.8 MILLION) ELECTRICAL EQUIPMENT			UC
	1978 JUN	GRANT -- CASH TOTAL	0.4	0.4	C
HUNGARY	1970 JUN	CREDIT -- RAILWAY PASSENGER CARS AND EQUIPMENT TOTAL	46.3	17.8	C
POLAND	1977 MAY	CREDIT -- POWER EQUIPMENT	10.0(C)	10.0	C
	1979	GRANT -- BUDGET SUPPORT TOTAL	10.0	10.0	UC
PRC	1970 JUL	CREDIT -- POWER EQUIPMENT	33.0	5.5	UC
	1979	GRANT -- BUDGET SUPPORT TOTAL	3.0	3.0	C
	1970 JUL	LINE OF CREDIT ROAD, WAD MADANI-CCOAREF AND BRIDGE, BLUE NILE (\$23.0 MILLION) TEXTILE MILL, HASAHAI SA (\$11.5 MILLION) INTERNATIONAL CONFERENCE HALL (\$6.0 MILLION) RICE CULTIVATION, CEZIRA COMMODITIES	36.0	8.5	C
	1971 DEC	LINE OF CREDIT AGRICULTURAL EQUIPMENT FACTORY CHROME PROSPECTING AND DEVELOPMENT, LUGASSANA FISHERIES DEVELOPMENT, LAKE NASSER (\$3.0 MILLION) COLD STORAGE PLANT, POWER PLANT, WATER PUMPING STATION, AND 40 FISHING BOATS FISHERIES PROJECTS, FIBL AULIA, KOSTI, AND	41.6	41.6	C
	1971 DEC	LINE OF CREDIT AGRICULTURAL EQUIPMENT FACTORY CHROME PROSPECTING AND DEVELOPMENT, LUGASSANA FISHERIES DEVELOPMENT, LAKE NASSER (\$3.0 MILLION) COLD STORAGE PLANT, POWER PLANT, WATER PUMPING STATION, AND 40 FISHING BOATS FISHERIES PROJECTS, FIBL AULIA, KOSTI, AND	40.0	30.0	C

TABLE 24  
 SUB-SAHARAN AFRICA: SUMMARY OF INFORMATION ON COMMUNIST ECONOMIC CREDITS AND GRANTS  
 TO LESS DEVELOPED COUNTRIES BY DATE EXTENDED, 1954 - DECEMBER 1981

COMMUNIST COUNTRY	DATE EXTENDED	PROJECTS	MILLION CURRENT US \$		STATUS
			EXTENDED	DRAWN	
SUDAN					
PRC	1971 DEC	ROSEIRES DAMS AUTOMOTIVE EQUIPMENT FACTORY COMPRESSED TIMBER FACTORY PAPER PLANTS RICE PROJECTS, GERIRA (AN) MANAGIR AGRICULTURAL EQUIPMENT BRIDGE, SENNAR CLOTHING FACTORY, HASAHALISA ROAD CONSTRUCTION			S UC C UC UC
	1978 NOV	GRANT -- WHEAT (1,000 METRIC TONS)	0.1	0.1	C
	1978 NOV	GRANT -- FLOUR (1,000 METRIC TONS)	0.2	0.2	C
	1981 DEC	LINE OF CREDIT	57.0		
		TOTAL	138.9	71.9	
ROMANIA	1971 DEC	LINE OF CREDIT PROSPECTING FOR IRON ORE, MINERALS AND OIL WATERWAY TRANSPORT, NILE RIVER (\$13.1 MILLION) TIMBER INDUSTRY TEXTILE MILL, KHASHIM AL QIREAH (\$10.0 MILLION) ASSEMBLY HALL, OMDURMAN LOCOMOTIVES AND ROLLING STOCK OIL STORAGE TANKS, FORT SUDAN (\$16.0 MILLION)	75.0	12.0	UC S S C C UC
	1974 NOV	GRANT -- DESIGNS FOR ASSEMBLY HALL	0.3	0.3	C
		TOTAL	75.3	12.3	
USSR	1961 JUL	GRANT -- EQUIPMENT FOR VETERINARY AGRICULTURAL LABORATORY AND EXPERIMENTAL COTTON STATIONS	0.8	0.8	C

TABLE 24

SUB-SAHARAN AFRICA - SUMMARY OF INFORMATION ON COMMUNIST ECONOMIC CREDITS AND GRANTS TO LESS DEVELOPED COUNTRIES BY DATE EXTENDED, 1954 - DECEMBER 1981

COMMUNIST COUNTRY	DATE EXTENDED	PROJECTS	MILLION CURRENT US \$		STAT.
			EXTENDED	DRAWN	
SUDAN					
USSR	1961 JUL	LINE OF CREDIT TWO GRAINERIES, PORT SUDAN AND GEDAREF (\$8.8 MILLION) DAIRY AND MILK-PROCESSING PLANT, BABANOUISA (\$1.5 MILLION) ONION-DEHYDRATING PLANT, KASSALA (\$1.4 MILLION) VEGETABLE AND FRUIT CANNERIES, KARINA AND WAU (\$3.2 MILLION) PHARMACEUTICAL PLANT FISH CANNERY, JEBEL AULIA (\$0.4 MILLION) SURVEY OF FISH POTENTIALS, RED SEA AND NILE FOUR HOSPITALS TUBERCULOSIS, KHARTOUM (\$2.0 MILLION) GENERAL, KHARTOUM (\$3.0 MILLION) SAW MILL, WAU VETERINARY RESEARCH LABORATORY, KHARTOUM (\$1.7 MILLION)	22.2	21.6	C C C C S C UC C
	1969	LINE OF CREDIT BIOLOGICAL RESEARCH LABORATORIES (\$5.5 MILLION) KHARTOUM PORT SUDAN METALLURGICAL OPERATIONS, RED SEA (\$7.2 MILLION) SURVEY, RED SEA HILLS FIRST STAGE (\$1.2 MILLION) SECOND STAGE	12.8	3.2	C C C
	1969 DEC	GRANT -- SCHOOL LABORATORIES	0.3	0.3	C
	1969 DEC	CREDIT -- AGRICULTURAL PROJECTS IRRIGATION AR-RAHID TRACTORS (\$5.0 MILLION) CHEMICAL FERTILIZER PLANT	28.7	5.0	C
		TOTAL	64.8	30.9	
		ESTIMATED MINIMUM TOTAL FOR SUDAN	472.5	171.4	

TABLE 24

SUB-SAHARAN AFRICA: SUMMARY OF INFORMATION ON COMMUNIST ECONOMIC CREDITS AND GRANTS TO LESS DEVELOPED COUNTRIES BY DATE EXTENDED, 1954 - DECEMBER 1981

COMMUNIST COUNTRY	DATE EXTENDED	PROJECTS	MILLION CURRENT US \$		STATUS*
			EXTENDED	DRAWN	
TANZANIA					
BULGARIA	1972 APR	LINE OF CREDIT TANNERY, MOROGORO (\$1.0 MILLION) BRICK WORKS, KASERAVE (\$7.2 MILLION)	10.2	8.2	C UC
	1979 SEP	LINE OF CREDIT FARM IMPLEMENTS PLANT, MWANZA WOOD AND METALS PROCESSING MACHINERY, MOUTI POULTRY FARM (\$0.1 MILLION) NATIONAL HOUSING AUTHORITY (\$0.5 MILLION) WINE FACTORY, DODOMA CLAY TILES FACTORY, ARUSHA BRICK AND TILE PLANT, MBEYA	21.0	4.3	UC
		TOTAL	31.2	12.5	
CZECHOSLOVAKIA	1972	CREDIT FOR HOSPITAL AND MEDICAL RESEARCH EQUIPMENT	3.9		
	1972	LINE OF CREDIT TANNERY (\$0.3 MILLION) CERAMICS PLANT (\$1.4 MILLION)	5.7	4.3	C
		TOTAL	9.6	4.3	
EAST GERMANY	1964 MAY	GRANT FOR 12 APARTMENT HOUSES (\$1.4 MILLION) PHOTO LABORATORY COMMODITIES	1.7	1.7	C C
	1964 MAY	LINE OF CREDIT (C) MEDICAL SCHOOL AND HOSPITAL COPRA OIL MILL (\$0.1 MILLION) THREE RICE MILLS, MAHONDA, CHAKE CHAKE, AND CHANI (\$0.1 MILLION) DAIRIES, PEMBA AND ZANZIBAR (\$0.2 MILLION)	3.6	1.0	C C C CS

Secret

Secret

Secret

TABLE 24

SUB-SAHARAN AFRICA: SUMMARY OF INFORMATION ON COMMUNIST ECONOMIC CREDITS AND GRANTS TO LESS DEVELOPED COUNTRIES BY DATE EXTENDED, 1954 - DECEMBER 1981

COMMUNIST COUNTRY	DATE EXTENDED	PROJECTS	MILLION CURRENT U.S.		STATUS
			EXTENDED	DRAWN	
TANZANIA	1964 MAY	CANNING INDUSTRY (\$0.7 MILLION)			
	1965 SEP	CREDIT -- COMMODITIES TO GENERATE LOCAL CURRENCY (£)	1.4	0.7	CS
	1978 MAY	CREDIT -- TEXTILE PLANT TOTAL	12.3(C)		S
HUNGARY	1978 JUN	TRADE CREDIT -- MACHINERY AND EQUIPMENT 40 BUSES (\$3.0 MILLION)	19.0	3.4	CS
		TOTAL	10.0		
POLAND	1978 MAY	CREDIT -- TEXTILE PLANT	10.0		
		TOTAL	7.6(C)		
PRC	1964 FEB	GRANT -- BUDGETARY SUPPORT (£)	7		
	1964 JUN	GRANT FOREIGN EXCHANGE (\$1.5 MILLION) COMMODITIES TO GENERATE LOCAL CURRENCY (\$1.5 MILLION)	0.	0.5	C
TANZANIA	1964 JUN	LINE OF CREDIT (£) MACHINERY AND EQUIPMENT (\$0.3 MILLION) RICE IRRIGATION SCHEME (\$0.6 MILLION) COMMODITIES (\$1.1 MILLION) FARM TOOLS REPAIR PLANT, MBWENI (\$0.3 MILLION) SHOE FACTORY, UPEENJA (\$0.6 MILLION) FOREIGN EXCHANGE (£) (\$2.8 MILLION) PRINTING PRESS (\$0.1 MILLION)	14.0	14.0	C
					C
					C
					C
					C
					C
					C
					C
					C
					C

Secret

TABLE 24

SUB-SAHARAN AFRICA: SUMMARY OF INFORMATION ON COMMUNIST ECONOMIC CREDITS AND GRANTS TO LESS DEVELOPED COUNTRIES BY DATE EXTENDED, 1954 - DECEMBER 1961

COMMUNIST COUNTRY	DATE EXTENDED	PROJECTS	MILLION CURRENT U.S.		STATUS*
			EXTENDED	DRAWN	
TANZANIA					
PRC	1964 JUN	STADIUM, SEBLIHI (\$1.0 MILLION) HOSPITAL, CHAKE CHAKE, PEMBA (\$0.2 MILLION) SUGAR CANE PLANTING AND MILL, NIZHONDA WATER DEVELOPMENT (\$0.1 MILLION) SAH HILL, PEMBA CICAFETTE FACTORY, MTONI MEDICAL AND AGRICULTURAL TRAINING SCHOOL			
	1964 JUN	LINE OF CREDIT FRIENDSHIP COTTON TEXTILE MILL (\$8.4 MILLION) EXPERIMENTAL STATE FARM, RUVU (\$1.1 MILLION) FARM IMPLEMENTS FACTORY, UBUNGO (\$0.5 MILLION) RADIO TRANSMITTER, DAR-ES-SALAAM (\$0.6 MILLION) COMMODITIES DIPLOMATIC RADIO STATION, DAR-ES-SALAAM (\$0.5 MILLION) DAM, RUVU RIVER (\$14.0 MILLION) SPORTS HOSTEL, NATIONAL STADIUM (\$0.3 MILLION) STATE FARM, MBARA VACCINE FACTORY (\$0.1 MILLION) WELL DRILLING AND WATER SUPPLY SYSTEM, DODOMA (\$2.4 MILLION)	25.0	25.0	
	1964 JUL	GRANT -- ADDED TO CREDIT FOR RADIO TRANSMITTERS	0.6	0.6	
	1964 DEC	GRANT -- BUSES AND TRACTORS	0.2	0.2	
	1966	CREDIT -- JOINT SHIPPING COMPANY	2.1	2.1	
	1966 MAR	GRANT -- EQUIPMENT FOR UNIVERSITY	0.1	0.1	
	1966 MAR	GRANT -- AGRICULTURAL SETTLEMENTS	0.3	0.3	
	1966 JUN	CREDIT -- FOREIGN EXCHANGE	5.6	5.6	

Secret

Secret



TABLE 24  
 SUB-SAHARAN AFRICA: SUMMARY OF INFORMATION ON COMMUNIST ECONOMIC OFFERS AND GRANTS  
 TO LESS DEVELOPED COUNTRIES BY DATE EXTENDED, 1954 - DECEMBER 1981

COMMUNIST COUNTRY	DATE EXTENDED	PROJECTS	MILLION CURRENT US \$		STATUS*
			EXTENDED	DRAWN	
TANZANIA					
PRC	1968	CREDIT -- SURVEY (AGRICULTURAL ASSISTANCE)	0.2	0.2	C
	1969	CREDIT -- ADDED TO 1964 CREDIT TO ZANZIBAR	3.2		C
	1970 JUL	CREDIT -- TAN-ZAM RAILROAD COMMODITIES AND FOREIGN EXCHANGE	200.6(C)	200.6	C
	1971 AUG	CREDIT -- COMMODITIES FOR ZANZIBAR	0.7	0.7	C
	1973 NOV	GRANT -- PHARMACEUTICAL PLANT, DAR ES SALAAM	0.4	0.4	C
	1974 MAR	LINE OF CREDIT IRON DEVELOPMENT, TUKUYU-CHUNYA LOCAL MINE, ILINA RAIL LINK, TUKUYU-CHUNYA TO TAN-ZAM EXPANSION OF FRIENDSHIP CLOTHING PLANT, DAR ES SALAAM (51.0 MILLION) CEMENT PLANT, ZANZIBAR RADIO STATION, ZANZIBAR GARMENT FACTORY EXPANSION OF FARM IMPLEMENTS FACTORY (50.1 MILLION) PARTY HEADQUARTERS, DODOMA EXPANSION OF MBAHALI STATE FARMS	75.0	15.5	UC UC C S S C UC
	1976 JUL	GRANT -- TO FINANCE COST OVERRUNS ON TAN-ZAM RAILROAD	27.5	27.5	C
	1980 SEP	CREDIT -- TAN-ZAM RAILROAD REPAIRS	6.5	6.5	C
		TOTAL	368.5	305.8	
USSR	1966 MAY	LINE OF CREDIT MINERAL SURVEYS (\$3.3 MILLION) SIX VETERINARY CENTERS (\$0.3 MILLION)	20.0	10.1	C C C

TABLE 24  
 SUB-SAHARAN AFRICA: SUMMARY OF INFORMATION ON COMMUNIST ECONOMIC CREDITS AND GRANTS  
 TO LESS DEVELOPED COUNTRIES BY DATE EXTENDED, 1954 - DECEMBER 1981

COMMUNIST COUNTRY	DATE FY EXTENDED	PROJECTS	MILLION CURRENT US \$		STATUS*
			EXTENDED	DRAWN	
<b>TANZANIA</b>					
USSR	1966 MAY	FISHING EQUIPMENT (\$0.9 MILLION)			C
		FEASIBILITY STUDIES; COMMODITIES (\$3.3 MILLION)			UC
		ELECTRIC GENERATORS, ZANZIBAR			S
		POWER STATION, KIWIRA RIVER (\$10.0 MILLION)			UC
		BRIDGE AND ACCESS ROADS (\$2.7 MILLION)			C
		CEMENT PLANT, MBEYA			S
		CANNERY			UC
		COLD MINE, MPANDA			I
		OIL EXTRACTION PLANT			I
	1977 MAR	LINE OF CREDIT	18.5	0.6	I
		STATE FARMS, MOROGORO AND RUVUMU			UC
		TWO TECHNICAL SCHOOLS, MBEYA (\$0.1 MILLION)			C
		COTTON FARM, KOROBE (\$0.1 MILLION)			C
		MAZE PROJECT, NANTUMBO (\$0.2 MILLION)			C
		TOTAL	38.5	10.7	
ESTIMATED MINIMUM TOTAL FOR TANZANIA			484.4	336.7	
<b>TOGO</b>					
PRC	1972 SEP	LINE OF CREDIT	45.0	26.5	C
		11 RICE PROJECTS			UC
		SUGAR CANE PLANTATION AND REFINERY, ATAKPAME			UC
		AGRICULTURAL MACHINERY REPAIR STATION, LOME			UC
		PARTY HEADQUARTERS, LLAMA-KARA			UC
		COMMODITIES			UC
		AGRICULTURAL EQUIPMENT (\$1.0 MILLION)			IC
		DAM AND IRRIGATION PROJECT, KPOTA (\$6.7 MILLION)			I
	1975 APR	GRANT -- AGRICULTURE EQUIPMENT	0.5	0.5	I
		TOTAL	45.5	27.0	I

Secret

Secret

Secret

Secret

TABLE 24  
 SUB-SAHARAN AFRICA: SUMMARY OF INFORMATION ON COMMUNIST ECONOMIC CREDITS AND GRANTS  
 TO LESS DEVELOPED COUNTRIES BY DATE EXTENDED, 1954 - DECEMBER 1981

COMMUNIST COUNTRY	DATE EXTENDED	PROJECTS	MILLION CURRENT US \$		STATUS*
			EXTENDED	KNOWN	
ESTIMATED MINIMUM TOTAL FOR TOGO			49.5	27.0	
UGANDA					
EAST GERMANY	1978 MAY	TRADE CREDIT -- RAILWAY REPAIR YARD	22.5		
	1979 SEP	CREDIT -- BUDGET SUPPORT	1.3	1.3	C
	TOTAL		23.8	1.3	
PRC	1965 MAY	GRANT COMMODITIES (\$1.5 MILLION), FOREIGN EXCHANGE (\$1.5 MILLION)	3.0	3.0	C
	1965 MAY	LINE OF CREDIT RICE CULTIVATION, KIBINBA (\$2.8 MILLION) NATIONAL STADIUM, KAMPALA COTTON KNITTING MILL FMC ICE PLANTS TEA FACTORY TECHNICAL ASSISTANCE FOR RICE PRODUCTION	12.0	3.1	C C C C S S
	1978	TRADE CREDIT -- TEXTILE PLANT	26.5		UC
	TOTAL		41.5	6.1	
USSR	1964 DEC	LINE OF CREDIT TEXTILE MILL, LIRA (\$9.5 MILLION) COMMODITIES (\$2.7 MILLION) ROAD CONSTRUCTION EQUIPMENT (\$1.1 MILLION) VETERINARY SUPPLIES (\$0.4 MILLION) AGRICULTURAL MECHANIZATION SCHOOL, TORORO (\$1.4 MILLION) MEDICAL SCHOOL, KAMPALA	15.6	15.1	C C C C C
	1975	CREDIT	8.3		
	TOTAL		23.9	15.1	
ESTIMATED MINIMUM TOTAL FOR UGANDA			89.2	22.5	

TABLE 24  
 SUB-SAHARAN AFRICA: SUMMARY OF INFORMATION ON COMMUNIST ECONOMIC CREDITS AND GRANTS  
 TO LESS DEVELOPED COUNTRIES BY DATE EXTENDED, 1954 - DECEMBER 1971

COMMUNIST COUNTRY	DATE EXTENDED	PROJECTS	MILLION CURRENT US \$		STATUS*
			EXTENDED	DRAWN	
UPPER VOLTA					
PRC	1973 JUL	GRANT -- FOODGRAINS (5,000 METRIC TONS)	1.3(A)	1.3	C
	1973 DEC	LINE OF CREDIT RICE FARM, KOUDOUGOU ROAD, TIN HIRASSI/R - TAMBOU CEMENT PLANT, ZIMBAO (517.0 MILLION) STADIUM, OUAGADOUGOU (58.0 MILLION) CLINIC, KOUDOUGOU RICK FACTORY (50.1 MILLION) TEA PLANTATION, BOBO DIOLAASSA	48.0(A)	5.6	C
	1974 JUN	GRANT -- FOODGRAINS (5,000 TONS)	1.5(A)		C
	1978 MAR	GRANT -- FOREIGN EXCHANGE	0.2	0.2	C
		TOTAL	51.0	17.0	
USSR	1968	CREDIT	3.2		
	1973 SEP	GRANT -- RICE (2,500 METR ( TONS)	0.9(A)	0.9	C
	1974	GRANT -- RICE (5,500 METR ( TONS)	1.6(A)	1.6	C
	1978 MAR	GRANT -- TRUCKS	0.1	0.1	C
		TOTAL	5.8	3.6	
		ESTIMATED MINIMUM TOTAL FOR UPPER VOLTA	56.8	20.6	
ZAIRE					
PRC	1973 JAN	LINE OF CREDIT FOURTEEN RICE FIELDS SUGAR PLANTATION AND REFINERY, HAITI ZAIRE AGRICULTURAL HAND TOOLS FACTORY, KIRSHASA	100.0	30.9	C

Secret

TABLE 24

SUB-SAHARAN AFRICA: SUMMARY OF INFORMATION ON COMMUNIST ECONOMIC CREDITS AND GRANTS TO LESS DEVELOPED COUNTRIES BY DATE EXTENDED, 1954 - DECEMBER 1981

COMMUNIST COUNTRY	DATE EXTENDED	PROJECTS	MILLION CURRENT U.S.		STATUS
			EXTENDED	DRAWN	
ZAIRE					
PRC	1973 JAN	FRUIT CANNERY COMMODITIES SPORTS STADIUM, KINSHASA MEDICAL ASSISTANCE, KINSHASA AND MBANDAKA			
	1975	GRANT -- CONFERENCE HALL, KINSHASA	37.0(A)	37.0	C
	1978 DEC	GRANT -- WHEAT (2,000 METRIC TONS)	0.3	0.3	C
	1979 DEC	GRANT -- WHEAT (2,000 METRIC TONS)	0.3	0.3	C
		TOTAL	137.6	74.3	
		ESTIMATED MINIMUM TOTAL FOR ZAIRE	137.6	74.5	
ZAMBIA					
CZECHOSLOVAKIA	1970	CREDIT THREE ELECTRIC TROLLEY LINES TRACTOR ASSEMBLY PLANT (52.4 MILLION) GEOLOGICAL PROSPECTING	20.0	0.3	
		TOTAL	20.0	0.1	UC
EAST GERMANY	1979 FEB	LINE OF CREDIT AGRICULTURAL DEVELOPMENT 600 TRACTORS	64.2	0.5	UC
	1980 AUG	CREDIT -- ADDED TO 1979 CREDIT	32.2		
		TOTAL	96.4	0.5	
PRC	1967 JUN	LINE OF CREDIT COMMODITIES	16.8	16.8	C

Secret

TABLE 24

SUB-SAHARAN AFRICA: SUMMARY OF INFORMATION ON COMMUNIST ECONOMIC CREDITS AND GRANTS TO LESS DEVELOPED COUNTRIES BY DATE EXTENDED, 1954 - DECEMBER 1981

COMMUNIST COUNTRY	DATE EXTENDED	PROJECTS	MILLION CURRENT U.S.		STATUS*
			EXTENDED	DRAWN	
ZAMBIA					
PRC	1967 JUN	LUSAKA-MONGU ROAD (\$12.5 MILLION)			C
	1969 DEC	GRANT -- RADIO TRANSMITTERS	1.0	1.0	C
	1970 JUL	CREDIT -- TAN-ZAM RAILROAD	200.6(G)	200.6	C
	1973 MAY	GRANT -- IMPROVEMENT OF ROAD TRANSPORT	10.0	10.0	C
	1974 FEB	LINE OF CREDIT ROAD, SEKENJE-SAMFYA (\$17.0 MILLION) AGRICULTURAL PROJECTS (\$34.5 MILLION)	51.5	44.5	UC UC
	1975 JUN	GRANT -- TRAINING SCHOOL, MPIKA	24.0	24.0	C
	1976 JUL	GRANT -- TO FINANCE COST OVERRUNS ON TAN-ZAM RAILROAD	27.5	27.5	C
	1980 SEP	CREDIT -- TAN-ZAM RAILROAD REPAIRS	6.5		
		TOTAL	337.9	324.4	
ROMANIA	1972 MAR	LINE OF CREDIT AGRICULTURAL PROJECTS, MUMBYA TRACTOR PLANT AGRICULTURAL EQUIPMENT PLANT 600 TRACTORS, 1,000 TRUCKS, OTHER VEHICLES, AGRICULTURAL IMPLEMENTS (\$16.8 MILLION)	50.0	2.0	UC
		TOTAL	50.0	2.0	
USSR	1967	LINE OF CREDIT ROAD BUILDING EQUIPMENT TRUCKS (\$3.2 MILLION) LABORATORY EQUIPMENT FOR UNIVERSITY (\$0.1 MILLION)	5.6	5.4	UC C

Secret

Secret

Secret

TABLE 2H  
SUB-SAHARAN AFRICA: SUMMARY OF INFORMATION ON COMMUNIST ECONOMIC CREDITS AND GRANTS  
TO LESS DEVELOPED COUNTRIES BY DATE EXTENDED, 1954 - DECEMBER 1981

COMMUNIST COUNTRY	DATE EXTENDED	PROJECTS	MILLION CURRENT US \$		STATUS
			EXTENDED	GRANT	
ZAMBIA					
USSR	1967	WATER WELLS HYDROELECTRIC POWER SURVEY TEN DIESEL POWER STATIONS (\$1.0 MILLION) MINERALS SURVEY HYDROPOWER STATION, ZAMBEZI RIVER			UC C C UC C
	1969	CREDIT -- ADDED TO 1967 CREDIT	6.2	3.2	UC
	1974 NOV	CREDIT -- TWO YAK-40 AIRCRAFT	3.4	3.5	C
	1981 JUL	CREDIT -- AGRICULTURAL DEVELOPMENT	5.7		
		TOTAL	20.9	12.0	
		ESTIMATED MINIMUM TOTAL FOR ZAMBIA	525.2	339.0	
ZIMBABWE					
BULGARIA	1981 NOV	**FRAMEWORK AGREEMENT			
		TOTAL			
EAST GERMANY	1981 MAR	CREDIT -- MOBILE CLINICS	14.0		
		TOTAL	14.0		
PRC	1980 SEP	CREDIT -- STADIUM, SALISBURY	26.5		
		TOTAL	26.5		
		ESTIMATED MINIMUM TOTAL FOR ZIMBABWE	40.5		
		ESTIMATED MINIMUM TOTAL FOR SUB-SAHARAN AFRICA	7680.8	3071.5	

Secret

TABLE 24  
SUB-SAHARAN AFRICA: SUMMARY OF INFORMATION ON COMMUNIST ECONOMIC CREDITS AND GRANTS  
TO LESS DEVELOPED COUNTRIES BY DATE EXTENDED, 1954 - DECEMBER 1980 (CONTINUED)

NOTE: Credits on which repayment terms are known to be less concessional than those normally associated with aid (25 percent grant element) have been designated as trade credits. We have included in this category those credits repayable in a minimum of five years (which do not meet the aid criteria) and are clearly designed to promote trade.

\* Symbols used in table 24 have the following meanings: S - under survey, UC - under construction or being implemented, CS - construction suspended, and C - completed.

\*\*This aid comes under framework agreements which call for long-term economic cooperation without identifying specific projects or the value of assistance to be provided. With few exceptions, these agreements appear to be open-ended. As credits are assigned to specific projects under the framework agreements, they will be listed separately by date and will be identified with a double asterisk (\*\*) preceding the entry.

(A) The amount extended is estimated.

(B) The amount extended is not known.

(C) The amount extended reflects an adjustment for downpayments.

(D) A 1971 protocol to the June 1961 agreement turned \$13.8 million of the \$40 million project into a grant and \$1.3 million of a \$7.8 million commodity credit into a grant.

(E) For Zanzibar only.

(F) Includes \$2.2 million for state bank.

(G) The agreement to extend credit for building the railroad was signed in September 1967, but the amount of the credit was not agreed to until July 1970 after surveys had been completed. Drawings on the credit are retroactive to 1968.



East Asia

TABLE 25

EAST ASIA: SUMMARY OF INFORMATION ON COMMUNIST ECONOMIC CREDITS AND GRANTS TO LESS DEVELOPED COUNTRIES BY DATE EXTENDED, 1954 - DECEMBER 1981

COMMUNIST COUNTRY	DATE EXTENDED	PROJECTS	MILLION CURRENT US \$		STATUS*
			EXTENDED	DRAWN	
BURMA					
CZECHOSLOVAKIA	1961 MAR	GRANT -- EDUCATIONAL AND SCIENTIFIC APPARATUS	0.1	0.1	C
	1962 JUL	CREDIT -- AGRICULTURAL EQUIPMENT	1.4	1.4	C
	1966 JUN	CREDIT -- TRACTOR ASSEMBLY PLANT, MALUN	12.7	12.7	C
	1968	CREDIT -- TRACTORS	1.0	1.0	C
	1978 JAN	LINE OF CREDIT TRACTOR PLANT, MALUN TIRE PLANT PUMP AND NOZZLE PLANT DIESEL PLANT, THATUN	140.0	23.0	UC UC UC
1980 MAY	CREDIT -- ADDED TO 1978 CREDIT EXPANSION OF BREWERY, MANDALAY (\$4.0 MILLION) SUGAR MILL (\$16.0 MILLION) TANNERY (\$4.0 MILLION)	40.0			
TOTAL			195.2	38.2	
EAST GERMANY	1966 JAN	CREDIT -- PRINTING PLANT, WAZI	7.9	7.9	C
TOTAL			7.9	7.9	
POLAND	1965 MAR	LINE OF CREDIT	10.0(A)		
TOTAL			10.0		
PRC	1961 JAN	LINE OF CREDIT SPINNING AND WEAVING MILL, MEIJILO (\$3.5 MILLION) PLYWOOD FACTORY, SWA SUGAR MILL, BILIN (\$2.0 MILLION)	27.3(B)	27.3	CC CC CC

Secret

Secret

Secret

TABLE 25

EAST ASIA: SUMMARY OF INFORMATION ON COMMUNIST ECONOMIC CREDITS AND GRANTS TO LESS DEVELOPED COUNTRIES BY DATE EXTENDED, 1954 - DECEMBER 1981

COMMUNIST COUNTRY	DATE EXTENDED	PROJECTS	MILLION CURRENT US \$		STATUS
			EXTENDED	DRAWN	
BURMA					
PRC	1961 JAN	PAPER MILL, SITTANG RIVER BRIDGE, TA-KAW (\$2.0 MILLION) BRIDGE, KUNLONG (\$1.4 MILLION) FEASIBILITY STUDIES FOR LIGHT INDUSTRY TECHNICAL ASSISTANCE FOR AGRICULTURE COMMODITIES TO GENERATE LOCAL CURRENCY FUNDED TRADE DEFICIT (\$12.6 MILLION)			CC C C C C C
	1971 OCT	LINE OF CREDIT COMPLETION OF BRIDGE, TA-KAW CEMENT PLANT, BILIN, KYAUKSE EXPANSION OF TEXTILE MILL, MEIKILA (\$8.3 MILLION) RENOVATION OF TEXTILE PLANT, RANGOON POWER PLANT, MOU MEIN RICE MILL, RANGOON TEXTILE MILL, SHAEIDAUNG (\$17.0 MILLION) STADIUM, RANGOON (\$10.2 MILLION) RUBBER BALL PLANT, HMAWBI TIRE FACTORY	56.7(B)	56.0	C C C C C C C UC UC C
	1971 NOV	CREDIT -- COMMODITIES		24.0	C
	1979 JUL	LINE OF CREDIT COMMODITIES SIX RICE MILLS SUGAR MILL, PYIN OAN BRIDGE, PEGU RIVER POWER PLANT, AHLONE MONOSODIUM GLUTAMATE PLANT RENOVATION OF SUGAR MILL, JILIH		64.4	UC C C C C S
		TOTAL			
USSR	1956 APR	CREDIT -- 'GIFT' PROJECTS	172.4	107.8	
			7.2	7.2	

Secret

TABLE 25

EAST ASIA: SUMMARY OF INFORMATION ON COMMUNIST ECONOMIC CREDITS AND GRANTS TO LESS DEVELOPED COUNTRIES BY DATE EXTENDED, 1954 - DECEMBER 1981

COMMUNIST COUNTRY	DATE EXTENDED	PROJECTS	MILLION CURRENT US \$		STATUS*
			EXTENDED	DRAWN	
BURMA					
USSR	1956 APR	TECHNOLOGICAL INSTITUTE, RANJOON HOTEL, RANJOON HOSPITAL, TAUNGGYI			C
	1962 AUG	CREDIT -- DAM AND IRRIGATION PROJECT, KYETMAUKTAUNG	3.9	3.9	C
	1963 MAR	CREDIT -- AGRICULTURAL EQUIPMENT	2.0(A)	2.0	C
	1969 DEC	CREDIT -- REHABILITATION OF THE MARCHI MINES	1.7	1.7	C
	1973 SEP	CREDIT -- EQUIPMENT FOR MINING GYPSUM AND LIMESTONE, HSIPAH AND PYINMAMA	1.0	1.0	C
		TOTAL	16.4	16.4	
		ESTIMATED MINIMUM TOTAL FOR BURMA	401.9	170.3	
INDONESIA					
BULGARIA	1961 MAY	LINE OF CREDIT CITRONELLA PLANT, TRANGMANGU (\$0.5 MILLION) ELECTRIC MOTOR PLANT, JAKARTA (\$1.0 MILLION) TWO TEAKWOOD SAWMILLS COOKING OIL PLANTS (\$0.5 MILLION)	5.0(A)	2.0	C C C
		TOTAL	5.0	2.0	
CZECHOSLOVAKIA	1956 APR	LINE OF CREDIT ENAMELWARE PLANT, JAKARTA (\$0.4 MILLION) FIRE FACTORY (INTIRUB), TULILITAN, WEST JAVA (\$1.2 MILLION) MACHINERY FOR BRANTA'S IRRIGATION PROJECTS, EAST JAVA (\$0.6 MILLION)	20.3(A)	20.3	C C C

TABLE 25

EAST ASIA: SUMMARY OF INFORMATION ON COMMUNIST ECONOMIC CREDITS AND GRANTS TO LESS DEVELOPED COUNTRIES BY DATE EXTENDED, 1954 - DECEMBER 1981

COMMUNIST COUNTRY	DATE EXTENDED	PROJECTS	MILLION CURRENT US \$		STATUS*
			EXTENDED	DRAWN	
INDONESIA					
CZECHOSLOVAKIA	1956 APR	TRACTORS AND OTHER AGRICULTURAL MACHINERY FOR NORTH SUMATRA AND SOUTH KALIMANTAN (\$5.5 MILLION)			C
		2,000 RAILROAD FREIGHT CARS (\$6.5 MILLION)			C
		DIESEL GENERATORS (\$1.9 MILLION)			C
		HYDROELECTRIC PLANT (\$4.2 MILLION)			C
	1960 JUL	LINE OF CREDIT			
		CEMENT PLANT, TOMASA (\$6.5 MILLION)	33.6(A)	19.0	
		RAILROAD CARS (\$9.6 MILLION)			
		EXPANSION OF TIRE PLANT (INTIRUB), TJILILITAN, WEST JAVA (\$0.7 MILLION)			
		CANE SUGAR MILL, SOUTH SULAWESI (\$4.7 MILLION)			
		HYDROELECTRIC PLANT (\$0.5 MILLION)			
		DIESEL ENGINE ASSEMBLY PLANT (\$2.5 MILLION)			
		TIRE PLANT (\$2.5 MILLION)			
		TRAINING CENTER (\$0.9 MILLION)			
		MINERAL DEVELOPMENT			
	1963 JUN	CREDIT -- TRUCKS			
	1965 MAR	CREDIT -- TRUCKS	5.6	5.6	C
		TOTAL	3.0	3.0	C
EAST GERMANY	1955 FEB	CREDIT -- SUGAR REFINERY, JAKARTA	62.5	47.9	
	1964 JAN	LINE OF CREDIT	8.6	8.6	C
		SPINNING MILL, PALEMBANG (\$4.0 MILLION)	60.0(A)	20.3	
		COAL MINING EQUIPMENT (\$0.3 MILLION)			
		PRINTING EQUIPMENT (\$2.9 MILLION)			
		RAILROAD EQUIPMENT (\$11.9 MILLION)			
		BROADCASTING CENTER, TIJIMANGGIS (\$6.3 MILLION)			
		COAL MINE REHABILITATION (\$10.0 MILLION)			

TABLE 25

EAST ASIA: SUMMARY OF INFORMATION ON COMMUNIST ECONOMIC CREDITS AND GRANTS TO LESS DEVELOPED COUNTRIES BY DATE EXTENDED, 1954 - DECEMBER 1981

COMMUNIST COUNTRY	DATE EXTENDED	PROJECTS	MILLION CURRENT US \$		STATUS*
			EXTENDED	DRAWN	
INDONESIA					
EAST GERMANY	1964 JAN	TRUCKS AND BUSES (\$18.0 MILLION) EQUIPMENT FOR TRANS-SUMATRAN HIGHWAY (\$2.6 MILLION)			UC C
		COOKING OIL PLANTS PLANETARIUM (\$1.0 MILLION)			UC C
	1977	TRADE CREDIT	75.0		
		TOTAL	143.6	28.9	
HUNGARY	1958 OCT	CREDIT -- TRUCKS AND BUSES	0.9	0.9	C
	1961 SEP	CREDIT -- 200 BUSES	1.6	1.6	C
	1961 SEP	LINE OF CREDIT SEAMLESS STEEL TUBE PLANT POWER EQUIPMENT RAILROAD CARS (\$11.0 MILLION) DYE PLANT INSECTICIDE PLANT OXYGEN PLANTS, SEMERANG, MAKASSAR MEDAN (\$1.5 MILLION) ELECTRIC BULB AND FLUORESCENT TUBE FACTORY, SEMERANG (\$8.0 MILLION) SLAUGHTER HOUSE, SURABAYA	22.4(A)	18.0	
	1964 AUG	CREDIT -- 250 TRUCKS	1.1	1.1	C
		TOTAL	26.0	21.6	
POLAND	1958 JUN	CREDIT -- 24 SHIPS	39.2	39.2	C
	1959 FEB	CREDIT -- FOUR SHIPYARDS, CREDIT, EAST JAVA; PADANG, SUMATRA; MAKASSAR, SULAWESI;	4.3(A)	4.3	C

Secret

Secret

Secret

TABLE 25

EAST ASIA: SUMMARY OF INFORMATION ON COMMUNIST ECONOMIC CREDITS AND GRANTS TO LESS DEVELOPED COUNTRIES BY DATE EXTENDED, 1954 - DECEMBER 1981

COMMUNIST COUNTRY	DATE EXTENDED	PROJECTS	MILLION CURRENT U.S.		STATUS
			EXTENDED	DRAWN	
INDONESIA					
POLAND	1959 FEB	AHD AMBAI, CERAM			
	1961 AUG	LINE OF CREDIT COAL MINE REHABILITATION, OMBILIN, WESUMATRA (510.0 MILLION) POWER STATION, OMBILIN CEMENT PLANT, NORTH SUMATRA (510.0 MILLION) REINFORCING ROD PLANT, MEDAN, NORTH SUMATRA (50.4 MILLION) CAREIDE PLANT (51.0 MILLION) CAST IRON FACTORY (50.4 MILLION) RAILROAD CAR ASSEMBLY PLANT, JAKARTA COAL DERIVATIVES PLANT SUGAR REFINERY, TJOT GIREH, NORTH SUMATRA (56.5 MILLION) CONSTRUCTION MATERIALS PLANT (53.0 MILLION)	37.5	16.5	C C S CS CS C C
	1961 OCT	CREDIT -- CARGO SHIP	4.0	4.0	C
	1961 DEC	CREDIT -- ASSEMBLY AND MANUFACTURE OF AIR- FRAMES, HUSLIN SASIRANEGARA	2.5	2.5	C
		TOTAL	87.5	66.5	
PRC	1956 NOV	CREDIT -- FUNDED TRADE DEFICIT	16.2	16.2	C
	'58 APR	CREDIT -- TEXTILES AND RICE	10.9	10.9	C
	OCT	LINE OF CREDIT SPINNING MILL, BANJARAN (54.4 MILLION) TEXTILE MACHINERY, SPARE PARTS COMMODITIES TO GENERATE LOCAL CURRENCY FOR SPINNING PROJECTS	2.1(C)	2.1	CC CS CS
	1965 JAN	LINE OF CREDIT	10.0(C)	10.0	C

Secret

TABLE 25

EAST ASIA: SUMMARY OF INFORMATION ON COMMUNIST ECONOMIC CREDITS AND GRANTS TO LESS DEVELOPED COUNTRIES BY DATE EXTENDED, 1954 - DECEMBER 1960.

COMMUNIST COUNTRY	DATE EXTENDED	PROJECTS	MILLION CURRENT U.S.		STATUS*
			EXTENDED	DRAWN	
INDONESIA					
PRC	1965 JAN	FOREIGN EXCHANGE (\$10.0 MILLION)			C
	1965 SEP	GRANT -- CONEFO BUILDING	8.0(C)	8.0	CC
		TOTAL	47.2	47.2	
ROMANIA	1961 JUN	LINE OF CREDIT PETROLEUM DEVELOPMENT AND REFINERY (\$29.8 MILLION) 2,100 RAILROAD FREIGHT AND TANK CARS (\$12.7 MILLION)	42.5(A)	12.7	C
		TOTAL	42.5	12.7	
USSR	1956 SEP	LINE OF CREDIT SHIPS (\$12.5 MILLION) TEXTILES (\$1.0 MILLION) ROAD CONSTRUCTION, DEPARTMENT OF DEFENSE (\$12.0 MILLION) ROAD BUILDING EQUIPMENT, DEPARTMENT OF PUBLIC WORKS (\$12.0 MILLION) STEEL PROJECT, TJILEGON, WEST JAVA (\$36.0 MILLION) SUPERPHOSPHATE PLANT, TJILATJAP, CENTRAL JAVA (\$8.5 MILLION) MECHANIZED FARM (\$1.3 MILLION) ROAD CONSTRUCTION, KALIMANTAN	90.0(D)	90.0	C C C
	1959 JUN	CREDIT -- SHIPBUILDING AND OCEANOGRAPHY SCHOOL, AMBOINA, SOUTH MOLUCCAS (\$2.6 MILLION)	2.6(D)	2.6	C C
	1959 JUN	CREDIT -- SPORTS STADIUM, JAKARTA	12.5	12.6	C
	1960 FEB	GRANT -- HOSPITAL, JAKARTA	1.4	1.4	C
	1960 FEB	LINE OF CREDIT	4.0(D)	4.0	C



EAST ASIA: SUMMARY OF INFORMATION ON COMMUNIST ECONOMIC CREDITS AND GRANTS TO LESS DEVELOPED COUNTRIES BY DATE EXTENDED, 1954 - DECEMBER 1981

COMMUNIST COUNTRY	DATE EXTENDED	PROJECTS	MILLION CURRENT US \$		STATUS*
			EXTENDED	DRAWN	
INDONESIA					
USSR	1960 FEB	SURVEY HYDROELECTRIC POWERPLANT, ASAHAN, NORTH SUMATRA (\$2.6 MILLION); ATOMIC ENERGY PROJECTS GADJAH MADA UNIVERSITY (SO.2 MILLION) RESEARCH REACTOR, SERPONG COMMODITIES			C
	1965 JUN	CREDIT -- TRUCKS	3.3	0.5	UC
	1974 DEC	FRAMEWORK AGREEMENT TWO HYDROPOWER PLANTS SAGULING, WEST JAVA, MERICA, CENTRAL JAVA, STUDIES AND DESIGNS (\$2.5 MILLION)	100.0	2.5	C
		TOTAL	213.8	113.5	C
		ESTIMATED MINIMUM TOTAL FOR INDONESIA	628.1	340.3	
KAMPUCHEA(E)					
CZECHOSLOVAKIA	1956 JUL	GRANT -- 1,500-KW GENERATOR	0.4	0.4	C
	1960 JAN	GRANT -- 2,180-KW GENERATORS	0.1	0.1	C
	1960 NOV	GRANT -- SIX X-RAY MACHINES	0.1	0.1	C
	1961 MAY	LINE OF CREDIT SUGAR REFINERY, KOMPONG TRAM (SO.9 MILLION) FIRE FACTORY, TAKHMAU (\$2.0 MILLION) REACTOR ASSEMBLY PLANT, SIHANDUKVILLE (SO.1 MILLION) MUNITIONS FACTORY, O CHIRAL (\$1.3 MILLION) THERMAL ELECTRIC PLANT, PHNOM PENH	4.5(A)	4.5	C
		TOTAL	5.1	5.1	C

TABLE 25

EAST ASIA: SUMMARY OF INFORMATION ON COMMUNIST ECONOMIC CREDITS AND GRANTS TO LESS DEVELOPED COUNTRIES BY DATE EXTENDED, 1954 - DECEMBER 1981

COMMUNIST COUNTRY	DATE EXTENDED	PROJECTS	MILLION CURRENT US \$		STATUS*
			EXTENDED	DRAWN	
EAST GERMANY	1969	LINE OF CREDIT	11.9	0.4	C
		CEMENT PLANT MOTOR PUMPS (\$0.4 MILLION)			
POLAND	1956 JUL	TOTAL	11.9	0.4	
		GRANT -- HOSPITAL EQUIPMENT, KOMPONG CHAM	0.3	0.3	C
PRC	1956 JUN	TOTAL	0.3	0.3	
		GRANT	22.9	22.9	C
		TEXTILE MILL, KOMPONG CHAM (\$3.7 MILLION)			C
		P-WOOD FACTORY, DEY ETH (\$2.3 MILLION)			C
1960 DEC		PAPER FACTORY, CHHLONG (\$4.8 MILLION)			C
		CEMENT PLANT, CHAKREY TING (\$3.5 MILLION)			C
		PUBLIC WORKS AND AGRICULTURAL PROJECTS (\$38.6 MILLION)			C
		COMPLETION OF CEMENT PLANT, CHAKREY TING	26.5	20.5	C
		COMPLETION OF THREE FACTORIES BEGUN UNDER 1956 GRANT			C
		EXPANSION OF TEXTILE MILL, KOMPONG CHAM			C
		EXPANSION OF PAPER FACTORY, CHHLONG			C
		TEXTILE MILL, BATTAMBANG AND CLASS FACTORY, STUNG MEANCHHEY (\$14.3 MILLION)			C
		TECHNICAL AID ON PHNOM PENH - SIHANOUKVILLE RAILROAD (\$0.8 MILLION)			C
		1956 APR		LINE OF CREDIT	42.9
		EXPANSION OF TEXTILE MILL, KOMPONG CHAM (\$7.6 MILLION)			C
		HOSPITAL AND MEDICAL SCHOOL (\$0.6 MILLION)			C
		EXPANSION OF CEMENT PLANT, CHAKREY TING (\$1.0 MILLION)			C

Secret

Secret

~~Secret~~

TABLE 25

EAST ASIA: SUMMARY OF INFORMATION ON COMMUNIST ECONOMIC CREDITS AND GRANTS TO LESS DEVELOPED COUNTRIES BY DATE EXTENDED, 1954 - DECEMBER 1981

COMMUNIST COUNTRY	DATE EXTENDED	PROJECTS	MILLION CURRENT US \$		STATUS*
			EXTENDED	DRAWN	
KAMPUCHEA(E)					
PRC	1966 APR	EXPANSION OF TIR FERRY FACTORY, CHHLONG EXPANSION OF AIRPORT, SIEMREAP COMMODITIES (\$14.3 MILLION) INTERNATIONAL SPORTS PALACE (\$4.3 MILLION)	92.3	69.4	C
		TOTAL			C
USSR	1957 MAY	GRANT -- HOSPITAL, PHNOM PENH	6.0	6.0	C
	1960 DEC	GRANT -- PASSENGER HELICOPTER (MI-4)	0.2	0.2	C
	1961 JUL	GRANT -- TECHNOLOGICAL INSTITUTE	3.0	3.0	C
	1963 APR	CREDIT -- HYDROELECTRIC POWER DEVELOPMENT, KANCHAY GORGE	12.2	3.0	C
	1966 MAR	GRANT -- MEDICAL LABORATORY MATERIALS AND AND TECHNICIANS	3.5	3.5	C
		TOTAL	24.9	15.7	
		ESTIMATED MINIMUM TOTAL FOR KAMPUCHEA	134.5	90.9	
LAOS(E)					
BULGARIA	1974 DEC	GRANT -- COMMODITIES	0.5	0.5	C
		TOTAL	0.5	0.5	
EAST GERMANY	1975	GRANT -- COMMODITIES	1.2	1.2	C
		TOTAL	1.2	1.2	
HUNGARY	1975	GRANT -- COMMODITIES	1.5	1.5	C
		TOTAL	1.5	1.5	

TABLE 25

EAST ASIA: SUMMARY OF INFORMATION ON COMMUNIST ECONOMIC CREDITS AND GRANTS TO LESS DEVELOPED COUNTRIES BY DATE EXTENDED, 1954 - DECEMBER 1981

COMMUNIST COUNTRY	DATE EXTENDED	PROJECTS	MILLION CURRENT US \$			STATUS*
			EXTENDED	DRAWN		
LAOS (E)						
PRC	1974 OCT	CREDIT (F) COMMODITIES (\$7.0 MILLION) ROAD CONSTRUCTION, LUANG PRABANG (\$17.5 MILLION) HOUSING PROJECT, LUANG PRABANG	25.0	3.4		UC UC
	1975	GRANT -- RICE (4,000 METRIC TONS) TOTAL	1.2	1.2		C
ROMANIA	1975	GRANT -- MEDICINE, FOOD, TRUCKS TOTAL	26.2	4.6		C
USSR	1962	GRANT (F) 150-200 BED HOSPITAL, LUANG PRABANG 50 KW RADIO TRANSMITTER DAM AND POWERPLANT, SAMNEUA	0.8	0.8		C
	1962 OCT	GRANT (F) SEVEN LI-2 (CAB) AIRCRAFT TWO AN-2 (COLT) AIRCRAFT ONE MI-4 (HOUND) HELICOPTER	0.8	0.8		C
	1975	GRANT -- OIL (8,000 METRIC TONS) TOTAL	3.5	1.5		C
PHILIPPINES						
EAST GERMANY	1978 MAR	CREDIT -- FOR MACHINERY AND EQUIPMENT TOTAL	0.7	0.7		C
POLAND	1976 MAR	CREDIT -- FOR MACHINERY AND EQUIPMENT TOTAL	5.7	2.2		UC
		ESTIMATED MINIMUM TOTAL FOR LAOS	35.9	10.8		
			30.0	2.0		UC
			30.0	2.0		UC
			(C)			

Secret

Secret

Secret

TABLE 25

EAST ASIA: SUMMARY OF INFORMATION ON COMMUNIST ECONOMIC CREDITS AND GRANTS TO LESS DEVELOPED COUNTRIES BY DATE EXTENDED, 1954 - DECEMBER 1981

COMMUNIST COUNTRY	DATE EXTENDED	PROJECTS	MILLION CURRENT US \$			STATUS
			EXTENDED	DRAWN		
PHILIPPINES						
ROMANIA	1975 APR	CREDIT -- THERMAL POWERPLANT, CEBU	31.0	25.0		UC
	1976 APR	CREDIT -- VEHICLES	4.5			
		TOTAL	35.5	25.0		
		ESTIMATED MINIMUM TOTAL FOR PHILIPPINES	65.5	27.0		
THAILAND						
PRC	1978 MAR	LINE OF CREDIT			(C)	
		TOTAL				
		ESTIMATED MINIMUM TOTAL FOR THAILAND				
WESTERN SAMOA						
PRC	1976 SEP	LINE OF CREDIT AGRICULTURAL DEVELOPMENT JUDICIARY COURT COMPLEX, APIA			(C)	
		TOTAL				
		ESTIMATED MINIMUM TOTAL FOR WESTERN SAMOA				
		ESTIMATED MINIMUM TOTAL FOR EAST ASIA	1265.9	639.3		

Secret

TABLE 25

EAST ASIA: SUMMARY OF INFORMATION ON COMMUNIST ECONOMIC CREDITS AND GRANTS TO LESS DEVELOPED COUNTRIES BY DATE EXTENDED, 1954 - DECEMBER 1980 (CONTINUED)

NOTE: Credits on which repayment terms are known to be less concessionary than those normally associated with aid (25 percent grant element) have been designated as trade credits. We have included in this category those credits repayable in a minimum of five years (which do not meet the aid criteria) and are clearly designed to promote trade.

\* Symbols used in table 25 have the following meanings: S - under survey, UC - under construction or being implemented, CS - construction suspended, C - completed, PC - project cancelled, CC - construction completed by Less Developed Country or Western Country.

\*\*This aid comes under framework agreements which call for long-term economic cooperation without identifying specific projects or the value of assistance to be provided. With few exceptions, these agreements appear to be open-ended. As credits are assigned to specific projects under the framework agreements, they will be listed separately by date and will be identified with a double asterisk (\*\*\*) preceding the entry.

(A) The amount extended reflects an adjustment for downpayments.

(B) Credit of \$84.0 million extended in 1961 reduced to level of drawings to reflect Burmese takeover following expulsion of Chinese in 1968. The undrawn portion was re-extended in 1971.

(C) Credit of \$30.0 million extended in 1961, the credit of \$50.0 million extended in January 1965 and grant of \$16.0 million extended in September 1965 are reduced to the level of drawings at the time of the abortive coup in 1965 when the Chinese were expelled and their work on projects cancelled.

(D) The 1956 credit and protocol of 1959 were reduced from \$100 million and \$5.6 million credits to amount drawn at the time the credits expired in 1964. The 1960 credit of \$210 million, reduced from the original \$350 million by transfer of \$40 million to the military account, also was reduced to reflect drawings at the time credit expired in 1967.

(E) During 1975, Kampuchea and Laos announced the formation of Communist governments and their future relations with other Communist countries will not be detailed in this publication.

(F) Includes only aid extended after formation of the Laos coalition government under the Geneva accord of July 1962. Undelivered commitments of \$2.2 million grant and \$3.1 million credits extended by the USSR in 1962 have been deleted. A line of credit for \$4.0 million extended by Communist China in 1962 but never drawn also has been deleted.

(G) The amount extended is not known.

Europe

TABLE 26

EUROPE: SUMMARY OF INFORMATION ON COMMUNIST ECONOMIC CREDITS AND GRANTS TO LESS DEVELOPED COUNTRIES BY DATE EXTENDED, 1954 - DECEMBER 1988:

COMMUNIST COUNTRY	DATE EXTENDED	PROJECTS	MILLION CURRENT US \$		STATUS*
			EXTENDED	DRAWN	
MALTA					
PRC	1972 APR	LINE OF CREDIT FOREIGN EXCHANGE (\$4.6 MILLION) PROJECT AID	45.0	45.0	C
		DRYDOCK			C
		CHOCOLATE FACTORY			C
		GLASS FACTORY			C
		TEXTILE COMPLEX			C
		CARPET FACTORY			C
		CONCRETE PRODUCTS FACTORY			C
		TWO HANDICRAFT CENTERS			C
		LEATHER GOODS FACTORY			C
		BRASS FOUNDRY			C
		RATTAN PLANT			C
		HARDWARE PLANT			C
		WELDING ELECTRODES PLANT			C
		TOTAL	45.0	45.0	
		ESTIMATED MINIMUM TOTAL FOR MALTA	45.0	45.0	
		ESTIMATED MINIMUM TOTAL FOR EUROPE	45.0	45.0	

\*Symbol used in table 26 has the following meaning: C - completed.



Latin America

TABLE 27

LATIN AMERICA: SUMMARY OF INFORMATION ON COMMUNIST ECONOMIC CREDITS AND GRANTS TO LESS DEVELOPED COUNTRIES BY DATE EXTENDED, 1954 - DECEMBER 1981

COMMUNIST COUNTRY	DATE EXTENDED	PROJECTS	MILLION CURRENT US \$		STATUS
			EXTENDED	DRAWN	
ARGENTINA					
CZECHOSLOVAKIA	1959 MAR	CREDIT -- CEMENT PLANT, SAN LUIS PROVINCE	2.4(A)	2.4	C
	1974 FEB	LINE OF CREDIT EQUIPMENT FOR POWER PROJECTS: LOS REYUNOS HYDROELECTRIC PLANT, DIAMANTE RIVER (\$11.7 MILLION) THERMAL POWERPLANT, RIO TURBIO (\$7.7 MILLION) THERMAL POWERPLANT, LA PLATA (\$3.5 MILLION) HYDROELECTRIC PLANT, AGUA DEL TORO (\$7.5 MILLION) TURBINE, LULAN DE CUYO (\$7.5 MILLION)	37.9(B)	37.9	
		TOTAL	40.3	40.3	
HUNGARY	1974 MAY	CREDIT CRANE FACTORY RAILROAD EQUIPMENT	50.0	50.0	
		TOTAL	50.0	50.0	
POLAND	1968 SEP	CREDIT -- CONSTRUCTION MATERIALS	5.0	5.0	C
	1974 MAY	CREDIT -- COAL MINE DEVELOPMENT, RIO TURBIO	100.0	3.3	
		TOTAL	105.0	8.3	
ROMANIA	1965 SEP	CREDIT -- OIL DRILLING EQUIPMENT	3.0(C)	3.0	C
	1974 FEB	LINE OF CREDIT OIL DRILLING EQUIPMENT (\$42.0 MILLION) COKE OVEN PLANT, COMODORO RIVADAVIA (\$0.9 MILLION)	100.0	42.0	C
		TOTAL	103.0	45.0	
USSR	1958 OCT	TRADE CREDIT	29.0(D)	29.0	C

Secret

Secret

Secret

TABLE 27

LATIN AMERICA: SUMMARY OF INFORMATION ON COMMUNIST ECONOMIC CREDITS AND GRANTS TO LESS DEVELOPED COUNTRIES BY DATE EXTENDED, 1954 - DECEMBER 1981

COMMUNIST COUNTRY	DATE EXTENDED	PROJECTS	MILLION CURRENT US \$		STATUS
			EXTENDED	DRAWN	
ARGENTINA					
USSR	1958 OCT	PETROLEUM EQUIPMENT (\$28.0 MILLION) ROAD CONSTRUCTION EQUIPMENT (\$1.0 MILLION)			C
	1965 SEP	CREDIT -- EQUIPMENT FOR OIL INDUSTRY	15.3	15.3	C
	1974 FEB	LINE OF CREDIT HYDROELECTRIC TURBINES, SALTO GRANDE (E) (\$42.4 MILLION) LOCAL COST COVERAGE (E) (\$6.0 MILLION) THERMAL POWER GENERATORS (\$119.7 MILLION) SAN NICOLAS LUJAN DE CUYO COSTANERA BAHIA BLANCA PRE-INVESTMENT STUDIES FOR PARANA MEDIO PROJECT (\$7.4 MILLION) 40 TROLLEY BUSES	175.0(U)	42.6	UC
	1978 AUG	GRANT -- TURBINE FOR SALTO GRANDE	7.5(+)		UC
		TOTAL	226.8	86.9	UC
BOLIVIA		ESTIMATED MINIMUM TOTAL FOR ARGENTINA	525.1	188.5	C
BULGARIA	1971 JUN	CREDIT -- INDUSTRIAL EQUIPMENT	12.0		
		TOTAL	12.0		
CZECHOSLOVAKIA	1971 MAR	CREDIT -- ANTIMONY SMELTER, ORURO	11.2(A)	11.2	C
	1975 JAN	CREDIT -- FERROALLOY FOUNDRY, QUIACHAS	1.5	1.5	C
	1980	TRADE CREDIT -- CERAMICS PLANT	2.2	1.7	UC
		TOTAL	14.9	14.4	

TABLE 27

LATIN AMERICA: SUMMARY OF INFORMATION ON COMMUNIST ECONOMIC CREDITS AND GRANTS TO LESS DEVELOPED COUNTRIES BY DATE EXTENDED, 1954 - DECEMBER 1981

COMMUNIST COUNTRY	DATE EXTENDED	PROJECTS	MILLION CURRENT U.S.		STATUS*
			EXTENDED	DRAHN	
BOLIVIA					
EAST GERMANY	1976 OCT	TRADE CREDIT UNIVERSITY EQUIPMENT (\$5.0 MILLION)	5.0	3.0	UC
	1980 FEB	CREDIT -- HOSPITALS, TARIJA AND POTOSI TOTAL	10.0		
			15.0	3.0	
HUNGARY	1971 FEB	CREDIT -- MACHINERY CEMENT PLANT (\$5.0 MILLION) HOSPITAL EQUIPMENT (\$3.0 MILLION) COPPER CONCENTRATION PLANT AND SMELTER (\$0.8 MILLION)	10.0	3.6	S UC
	1981	GRANT -- 60 TRUCKS TOTAL	0.4	0.2	UC
			10.4	3.8	
POLAND	1972 NOV	CREDIT -- SURVEY FOR ZINC SMELTER, POTOSI	0.2	0.2	C
	1973 JUL	CREDIT PLATE GLASS FACTORY (\$5.6 MILLION) MINING MACHINERY	7.0	7.0	C
	1976 MAY	TRADE CREDIT -- COAL MINE DEVELOPMENT TOTAL	0.3	0.3	C
			7.5	7.5	
ROMANIA	1977 NOV	CREDIT -- OIL AND GAS INDUSTRY EQUIPMENT	15.0		
	1980	TRADE CREDIT -- RAILWAY EQUIPMENT TOTAL	2.1		
			17.1		
USSR	1970 AUG	TRADE CREDIT -- TIV VOLATILIZATION PLANT, POTOSI	27.5(A)	27.5	C

LATIN AMERICA: SUMMARY OF INFORMATION ON COMMUNIST ECONOMIC CREDITS AND GRANTS TO LESS DEVELOPED COUNTRIES BY DATE EXTENDED, 1954 - DECEMBER 1968

~~Secret~~

COMMUNIST COUNTRY	DATE EXTENDED	PROJECTS	MILLION CURRENT U.S.		STATUS
			EXTENDED	DRAWN	
<b>BOLIVIA</b>					
USSR	1971 JUN	GRANT -- OBSERVATORY	0.8	0.8	C
	1976 MAR	CREDIT -- MACHINERY AND EQUIPMENT PRIVATE SECTOR TIN DEVELOPMENT (\$27.0 MILLION) TIN PRODUCTION EQUIPMENT (\$13.8 MILLION) TIN VOLATILIZATION PLANT, MARGANARCA (\$35.0 MILLION) FEASIBILITY STUDY (\$1.0 MILLION) ADDITIONAL EQUIPMENT FOR POTOSI PLANT (\$10.0 MILLION) LEAD/SILVER SMELTER, KARACHIPAMPA	72.0(B)	23.3	UC S C UC UC
		TOTAL:	109.3	51.6	
<b>BRAZIL</b>					
		ESTIMATED MINIMUM TOTAL FOR BOLIVIA	177.2	80.3	
CZECHOSLOVAKIA	1959 JAN	CREDIT -- MACHINERY AND EQUIPMENT FOR CHEMICAL PLANT, PARA STATE	1.5	1.5	C
	1961 MAY	LINE OF CREDIT MACHINERY (\$7.0 MILLION) POWERPLANT, PROMISSAO (\$10.0 MILLION) POWERPLANT, BLO HORIZONTE (\$11.0 MILLION) POWERPLANT, JORGE LACERDA (\$15.1 MILLION)	60.0(A)	36.7	C C C UC
	1976 SLP	LINE OF CREDIT	100.0		
		TOTAL:	161.5	38.2	
EAST GERMANY	1966 JAN	CREDIT -- EQUIPMENT BULLDOZERS (\$1.0 MILLION)	2.1(A)	2.1	C
	1967	CREDIT -- UNIVERSITY EQUIPMENT	17.0(A)	17.0	C

~~Secret~~

TABLE 27

LATIN AMERICA: SUMMARY OF INFORMATION ON COMMUNIST ECONOMIC CREDITS AND GRANTS TO LESS DEVELOPED COUNTRIES BY DATE EXTENDED, 1954 - DECEMBER 1981

COMMUNIST COUNTRY	DATE EXTENDED	PROJECTS	MILLION CURRENT US \$		STATUS*
			EXTENDED	DRAWN	
BRAZIL					
EAST GERMANY	1978 JUL	TRADE CREDIT	260.0		
		TOTAL	219.1	19.1	
HUNGARY	1966	CREDIT -- UNIVERSITY EQUIPMENT	10.0(C)	10.0	C
	1981 MAR	TRADE CREDIT -- AGRICULTURAL RESEARCH	10.0		
		TOTAL	20.0	10.0	
POLAND	1952 NOV	LINE OF CREDIT TEN SHIPS (\$50.0 MILLION) RAILS FOR FEDERAL RAILWAY SYSTEM (\$7.5 MILLION) UNIVERSITY EQUIPMENT (\$10.0 MILLION)	70.0(A)	57.5	C C C
	1980 SEP	TRADE CREDIT -- TWELVE SHIPS	150.0		
		TOTAL	220.0	57.5	
ROMANIA	196 MAY	CREDIT -- MACHINERY AND EQUIPMENT PETROLEUM DRILLING EQUIPMENT TRACTORS	10.0(H)	10.0	C C C
	1975 MAY	CREDIT -- CARAJAS PROJECT	150.0(A)		
		TOTAL	160.0	10.0	
USSR	1966	CREDIT -- SHALE OIL PILOT PLANT	5.0	5.0	C
	1966 AUG	TRADE CREDIT STEAM TURBINES, CAPIVARI (\$17.5 MILLION) UNIVERSITY EQUIPMENT (\$17.0 MILLION)	29.5(A)	29.5	C C
	1975 MAR	TRADE CREDIT -- ADDED TO AUGUST 1966 CREDIT SOBRADINHO HYDROPOWER PLANT (\$44.2 MILLION)	53.5(A)	53.5	C C

Secret

Secret

Secret

TABLE 27  
LATIN AMERICA: SUMMARY OF INFORMATION ON COMMUNIST ECONOMIC CREDITS AND GRANTS  
TO LESS DEVELOPED COUNTRIES BY DATE EXTENDED, 1954 - DECEMBER 1981

COMMUNIST COUNTRY	DATE EXTENDED	PROJECTS	MILLION CURRENT US \$		STATUS
			EXTENDED	DRAWN	
BRAZIL					
USSR	1975 MAR	ADDITIONAL TURBINE FOR SOBRADINHO PLANT (\$9.3 MILLION)			C
	1981 APR	TRADE CREDIT -- METHANOL PLANTS	55.0		UC
		TOTAL	143.0	88.0	
		ESTIMATED MINIMUM TOTAL FOR BRAZIL	923.6	~222.8	
CHILE					
BULGARIA	197 JUN	LINE OF CREDIT	20.0	2.0	CS
		POULTRY FARMS (\$4.0 MILLION)			CS
		UNION DEHYDRATING PLANT			CS
		PRE-FAB HOUSING PLANT			CS
		CERAMICS FACTORY			SS
		ESSENTIAL OILS FACTORY (\$0.3 MILLION)			SS
		SULFURIC ACID PLANT			
		SUPERPHOSPHATE PLANT			
	1972	CREDIT -- EQUIPMENT	5.0		CS
		TOTAL	25.0	2.0	
CZECHOSLOVAKIA	1968 APR	CREDIT -- MACHINERY AND EQUIPMENT	6.0(A)	2.7	UC
	1973 FEB	CREDIT -- INDUSTRIAL GOODS	4.5(A)		
	1973 FEB	CREDIT MINING MACHINERY (\$2.0 MILLION)	14.2(A)	6.0	CS
		EDUCATIONAL EQUIPMENT			CS
		TOTAL	24.7	8.7	
EAST GERMANY	1972 SEP	LINE OF CREDIT	20.0	15.0	

Secret

TABLE 27

LATIN AMERICA: SUMMARY OF INFORMATION ON COMMUNIST ECONOMIC CREDITS AND GRANTS TO LESS DEVELOPED COUNTRIES BY DATE EXTENDED, 1954 - DECEMBER 1981

COMMUNIST COUNTRY	DATE EXTENDED	PROJECTS	MILLION CURRENT US \$		STATUS*
			EXTENDED	DRAWN	
CHILE					
EAST GERMANY	1972 SEP	MEDICAL EQUIPMENT (\$6.5 MILLION) TRACTORS (\$4.0 MILLION) EDUCATIONAL EQUIPMENT		15.0	CS CS CS
		TOTAL	20.0		
HUNGARY	1971 JUN	CREDIT -- MACHINERY AND EQUIPMENT	5.0		
	1971 SEP	CREDIT COPPER MINING PHARMACEUTICAL PLANT TRANSPORT EQUIPMENT EDUCATIONAL EQUIPMENT	15.0		
		TOTAL	20.0		
POLAND	1971 NOV	CREDIT -- MACHINERY AND EQUIPMENT	10.0(A)		
	1971 NOV	CREDIT METALLURGY FISHERIES MINING	25.0(A)		
		TOTAL	35.0		
PRC	1971 JUL	GRANT -- FOREIGN EXCHANGE	2.0	2.0	C
	1972 JUL	LINE OF CREDIT COMMODITIES (\$25.0 MILLION) BALL BEARING PLANT (\$5.0 MILLION)	63.0	13.0	UC
		TOTAL	65.0	15.0	
ROMANIA	1971 JUL	CREDIT	20.0	13.2	

~~Secret~~~~Secret~~



Secret

TABLE 27  
LATIN AMERICA: SUMMARY OF INFORMATION ON COMMUNIST ECONOMIC CREDITS AND GRANTS  
TO LESS DEVELOPED COUNTRIES BY DATE EXTENDED, 1954 - DECEMBER 1981

COMMUNIST COUNTRY	DATE EXTENDED	PROJECTS	MILLION CURRENT US \$		STATUS
			EXTENDED	DRAWN	
CHILE					
ROMANIA	1971 JUL	AGRICULTURAL MACHINERY (\$12.5 MILLION) JEEPS OIL DRILLING EQUIPMENT (\$5.0 MILLION)	20.0	13	C C JC
USSR	1967 JAN	TOTAL CREDIT -- MACHINERY AND EQUIPMENT TRACTORS (\$10.0 MILLION;	13.5(A)	10.0	C
	1967 JAN	LINE OF CREDIT PORT DEVELOPMENT (\$10.0 MILLION) LUBRICANTS PLAN (\$15.0 MILLION) PREFABRICATED HOUSING PLANT (\$3.5 MILLION) FLOUR MILL, VALPARAISO (\$0.4 MILLION) ARTIFICIAL INSEMINATION CENTER (\$5.0 MILLION);	42.0		C C C C C
	1971 JUL	CREDIT -- ADDED TO 1967 CREDIT FOR MACHINERY /NO EQUIPMENT	36.0(A)		
	1971 SEP	GRANT -- PREFABRICATED HOUSING PLANT	2.5	2.5	C
	1972 JUL	CREDIT -- ADDED TO JULY 1971 CREDIT THERMAL POWERPLANT, TECUPELLA (\$18.9 MILLION) CEMENT PLANT REPAIR PLANT, AGRICULTURAL MACHINERY	54.0(A)		
	1972 JUL	CREDIT -- ADDED TO JAN 1967 CREDIT	60.0		
	1972 DEC	CREDIT -- COMMODITIES	30.0	3.0	C
		TOTAL	238.0	15.5	
		ESTIMATED MINIMUM TOTAL FOR CHILE	447.7	69.4	
COLOMBIA					
BULGARIA	1971 JUN	CREDIT	5.0		

Secret

TABLE 27

LATIN AMERICA: SUMMARY OF INFORMATION ON COMMUNIST ECONOMIC CREDITS AND GRANTS TO LESS DEVELOPED COUNTRIES BY DATE EXTENDED, 1954 - DECEMBER 1981

COMMUNIST COUNTRY	DATE EXTENDED	PROJECTS	MILLION CURRENT US \$		STATUS
			EXTENDED	DRAWN	
COLOMBIA		TOTAL	5.0		
CZECHOSLOVAKIA	1971 JUL	CREDIT DENTISTRY EQUIPMENT (50.5 MILLION)	6.0	0.5	C
		TOTAL	6.0	0.5	
EAST GERMANY	1968 JAN	CREDIT -- UNIVERSITY EQUIPMENT	5.0	5.0	C
	1976 JAN	TRADE CREDIT EDUCATIONAL EQUIPMENT (\$10.0 MILLION) LABORATORY EQUIPMENT FOR UNIVERSITIES (\$10.0 MILLION) CONSTRUCTION MACHINERY (\$4.0 MILLION) EQUIPMENT FOR PUBLIC HEALTH SERVICE (\$25.0 MILLION) HARBOR EQUIPMENT (\$6.0 MILLION)	55.0		
		TOTAL	60.0	5.0	
ROMANIA	1978 DEC	TRADE CREDIT	10.0		
		TOTAL	10.0		
USSR	1968 SEP	CREDIT -- 93 TROLLEY BUSES	2.5	2.5	C
	1974	CREDIT -- 200 TROLLEY BUSES	8.4		
	1975 MAR	LINE OF CREDIT URRA HYDROELECTRIC PROJECT, SINU RIVER (\$200.0 MILLION) GEOLOGICAL PROSPECTING	205.0(B)	0.5	S
		TOTAL	215.9	3.0	UC
		ESTIMATED MINIMUM TOTAL FOR COLOMBIA	296.9	8.5	
COSTA RICA	1974 AUG	TRADE CREDIT -- BUSES	2.0		
HUNGARY		TOTAL	2.0		

Secret

TABLE 27

LATIN AMERICA: SUMMARY OF INFORMATION ON COMMUNIST ECONOMIC CREDITS AND GRANTS TO LESS DEVELOPED COUNTRIES BY DATE EXTENDED, 1954 - DECEMBER 1981

COMMUNIST COUNTRY	DATE EXTENDED	PROJECTS	MILLION CURRENT US \$		STATUS*
			EXTENDED	DRAWN	
ROMANIA	1977 APR	LINE OF CREDIT BAUKITE AND ALUMINUM FEASIBILITY STUDY EXPANSION OF HYDROPOWER PLANT, BIRRIS FORESTRY DEVELOPMENT RAILROAD EQUIPMENT TOTAL	10.0	0.5	C
USSR	1971 OCT	TROLLEY SYSTEM, SAN JOSE (\$10.0 MILLION) TOTAL	15.0	6.0	UC
		ESTIMATED MINIMUM TOTAL FOR COSTA RICA	15.0	6.0	
			27.0	6.5	
ECUADOR					
CZECHOSLOVAKIA	1967 JAN	CREDIT PJMPs (\$1.0 MILLION) AGRICULTURAL EQUIPMENT TRACTORS (\$1.8 MILLION)	5.0	5.0	C
	1971 JUN	CREDIT -- TRACTORS	5.0	5.0	C
	1975 JUN	CREDIT -- IRRIGATION PUMPS	4.0		
		TOTAL	14.0	10.0	
POLAND	1969 JAN	CREDIT -- EQUIPMENT FOR ELECTRIFICATION	5.0	2.9	UC
		TOTAL	5.0	2.9	
USSR	1971 OCT	TRADE CREDIT -- JEEPS	0.4(A)	0.4	C
	1981 FEB	TRADE CREDIT -- OIL STORAGE TANKS	35.0		
		TOTAL	35.4	0.4	
		ESTIMATED MINIMUM TOTAL FOR ECUADOR	54.4	13.3	

Secret

TABLE 27

LATIN AMERICA: SUMMARY OF INFORMATION ON COMMUNIST ECONOMIC CREDITS AND GRANTS TO LESS DEVELOPED COUNTRIES BY DATE EXTENDED, 1954 - DECEMBER 1981

COMMUNIST COUNTRY	DATE EXTENDED	PROJECTS	MILLION CURRENT US \$		STATUS
			EXTENDED	DRAWN	
GRENADA					
BULGARIA	1980 JUN	TRADE CREDIT FOOD PROCESSING PLANT TWO ICE FACTORIES HYDROPOWER PLANT	(1)		S
		TOTAL			
USSR	1980 JUN	TRADE CREDIT -- AGRICULTURAL EQUIPMENT	1.0	1.0	C
		TOTAL	1.0	1.0	
		ESTIMATED MINIMUM TOTAL FOR GRENADA	1.0	1.0	
GUYANA					
EAST GERMANY	1974 MAR	LINE OF CREDIT RICE BRAN OIL EXTRACTION PLANT (\$2.2 MILLION) 300 TRUCKS (\$3.3 MILLION) ROADBUILDING EQUIPMENT (\$3.7 MILLION) REPAIR WORKSHOP	10.0	10.0	C C C
	1977 MAY	LINE OF CREDIT BAUXITE DEVELOPMENT	20.0	0.1	UC
	1978 FEB	TRADE CREDIT -- CONSUMER GOODS	6.5	6.5	C
		TOTAL	36.5	16.6	
PRC	1972 APR	LINE OF CREDIT COMMODITIES TO FUND LOCAL COSTS (\$8.0 MILLION) TEXTILE MILL, GEORGETOWN (\$3.2 MILLION) GLASS FACTORY BRICK FACTORY, DEMERARA (\$0.7 MILLION) HIGHWAY CONSTRUCTION EQUIPMENT HOSPITAL, NEW AMSTERDAM	26.0	13.3	UC C C C C C

Secret

Secret

TABLE 27

LATIN AMERICA: SUMMARY OF INFORMATION ON COMMUNIST ECONOMIC CREDITS AND GRANTS TO LESS DEVELOPED COUNTRIES BY DATE EXTENDED, 1954 - DECEMBER 1981

COMMUNIST COUNTRY	DATE EXTENDED	PROJECTS	MILLION CURRENT US \$		STATUS
			EXTENDED	DRAWN	
GUYANA	1975 MAR	CREDIT -- MACHINERY AND EQUIPMENT	10.0		
	1979 JAN	CREDIT -- COMMODITIES	1.3	1.3	C
		TOTAL	37.3	14.6	
		LINE OF CREDIT	(B)		
USSR	1977 JUN	BAUXITE STUDY	(B)		
	1979 JAN	TOTAL	(B)		C
		ESTIMATED MINIMUM TOTAL FOR GUYANA	73.8	31.2	
JAMAICA	1977 MAR	TRADE CREDIT COMMODITIES (\$4.0 MILLION)	8.0	8.0	C
		CAPITAL GOODS (\$4.0 MILLION)			C
	1978 MAR	TRADE CREDIT MEDICAL AND TEXTILE EQUIPMENT	14.0	2.5	BC
	1978 MAR	CREDIT -- ADDED TO 1977 CREDIT COMMODITIES (\$4.0 MILLION)	14.0	7.0	C
		CAPITAL GOODS (\$10.0 MILLION)			UC
	1979 JUN	CREDIT -- ALUMINA PLANT	250.0		
PRC		TOTAL	286.0	17.5	
	1974	CREDIT -- TEXTILE MACHINERY	8.5	8.5	C
	1976 OCT	CREDIT -- RICE (5,000 METRIC TONS)	1.2	1.2	C
	1978 DEC	CREDIT -- COMMODITIES	1.7	1.7	C
	TOTAL	15.4	11.4		

TABLE 27

LATIN AMERICA: SUMMARY OF INFORMATION ON COMMUNIST ECONOMIC CREDITS AND GRANTS TO LESS DEVELOPPD COUNTRIES BY DATE EXTENDED, 1954 - DECEMBER 1988:

COMMUNIST COUNTRY	DATE EXTENDED	PROJECTS	MILLION CURRENT US \$		STATUS*
			EXTENDED	DRAWN	
JAMAICA					
USSR	1977 NOV	LINE OF CREDIT GEOLOGICAL PROSPECTING THREE TRAINING SCHOOLS CEMENT PLANT, HANOVER (\$30.0 MILLION)	30.0(F)		S
		TOTAL	30.0		
		ESTIMATED MINIMUM TOTAL FOR JAMAICA	327.4	28.9	
MEXICO					
EAST GERMANY	1977 MAY	CREDIT -- STEEL INDUSTRY DEVELOPMENT	20.4	1.5	SC
		TOTAL	20.0	1.5	
HUNGARY	1977 JAN	CREDIT	15.0		
		TOTAL	15.0		
POLAND	1976 MAR	LINE OF CREDIT SUGAR BELT REFINERY (\$12.0 MILLION) COAL MINE DEVELOPMENT, RIO ESCONDIDO	12.0(B)		
		TOTAL	12.0		
USSR	1976 OCT	LINE OF CREDIT POWER PLANTS OIL DEVELOPMENT		(B)	
		TOTAL			
		ESTIMATED MINIMUM TOTAL FOR MEXICO	47.0	1.5	
NICARAGUA					
BULGARIA	1981 JAN	TRADE CREDIT	5.0		

TABLE 27

LATIN AMERICA: SUMMARY OF INFORMATION ON COMMUNIST ECONOMIC CREDITS AND GRANTS TO LESS DEVELOPED COUNTRIES BY DATE EXTENDED, 1954 - DECEMBER 1981

COMMUNIST COUNTRY	DATE EXTENDED	PROJECTS	MILLION CURRENT US \$		STATUS*
			EXTENDED	RAW	
NICARAGUA					
BULGARIA	1981 JAN	REHABILITATION OF MINES TECHNICAL ASSISTANCE TO AGRICULTURE AND FORESTRY			UC
	1981 JAN	TRADE CREDIT PETROCHEMICAL PLANTS METAL-WORKING PLANTS	10.0		
	1981 JAN	TRADE CREDIT -- COMMODITIES PHARMACEUTICALS	10.0	1.0	UC
	1981 MAY	GRANT -- WHEAT (10,000 METRIC TONS)	1.8	1.8	C
		TOTAL	26.8	2.8	
CZECHOSLOVAKIA					
	1980	TRADE CREDIT TEXTILE PLANT (\$20.0 MILLION) RAW MATERIALS (\$10.0 MILLION)	30.0		
	1981 APR	GRANT -- TECHNICAL ASSISTANCE	0.2		UC
		TOTAL	30.2		
EAST GERMANY					
	1979 OCT	LINE OF CREDIT MEDICAL EQUIPMENT COMMUNICATIONS EQUIPMENT (\$3.0 MILLION)	20.0	9.5	UC UC
	1981 JUN	GRANT -- WHEAT (50,000 METRIC TONS)	7.2	7.2	C
	1981 SEP	GRANT -- MEDICAL EQUIPMENT	1.0	1.0	C
	1981 DEC	GRANT -- TECHNICAL SCHOOL	5.0		
		TOTAL	33.2	17.7	

TABLE 27

LATIN AMERICA: SUMMARY OF INFORMATION ON COMMUNIST ECONOMIC CREDITS AND GRANTS TO LESS DEVELOPED COUNTRIES BY DATE EXTENDED, 1954 - DECEMBER 1981

COMMUNIST COUNTRY	DATE EXTENDED	PROJECTS	MILLION CURRENT US \$		STATUS
			EXTENDED	DRAWN	
NICARAGUA					
USSR	1980 MAR	**FRAMEWORK AGREEMENT			
	1981 APR	**GRANT -- WHEAT (20,000 METRIC TONS)	3.6	3.6	C
	1981 JUL	**TRADE CREDIT TRUCKS 400 TRACTORS ROADBUILDING EQUIPMENT RADIO BROADCASTING STATIONS THREE TECHNICAL TRAINING CENTERS SCIENTIFIC LABORATORY	75.0	6.7	UC UC UC
	1981 SEP	**TECHNICAL ASSISTANCE FOR THE FISHING INDUSTRY	(1)		UC
TOTAL			78.6	10.3	
ESTIMATED MINIMUM TOTAL FOR NICARAGUA			168.8	30.8	
PANAMA					
EAST GERMANY	1979	CREDIT -- SCIENTIFIC EQUIPMENT	4.0	2.0	UC
TOTAL			4.0	2.0	
ESTIMATED MINIMUM TOTAL FOR PANAMA			4.0	2.0	
PERU					
BULGARIA	1971	CREDIT SLAUGHTERHOUSES (50.8 MILLION)	3.0	0.8	C
	1971 JUN	CREDIT ANTIBIOTICS PLANT FISH PROCESSING MACHINERY	10.0	0.7	



TABLE 27

LATIN AMERICA: SUMMARY OF INFORMATION ON COMMUNIST ECONOMIC CREDITS AND GRANTS TO LESS DEVELOPED COUNTRIES BY DATE EXTENDED, 1954 - DECEMBER 1981

COMMUNIST COUNTRY	DATE EXTENDED	PROJECTS	MILLION CURRENT US \$		STATUS
			EXTENDED	DRAWN	
PERU					
BULGARIA	1971 JUN	ESSENTIAL OILS PLANT EQUIPMENT FOR FIVE REFRIGERATOR PLANTS (50.7 MILLION)			B C
		TOTAL	13.0	1.5	
CZECHOSLOVAKIA	1969 JUN	CREDIT -- CAPITAL GOODS EQUIPMENT FOR POWER PLANTS, IQUITOS AND PUCALLPA (\$2.8 MILLION) MEDICAL EQUIPMENT	6.0	6.0	C
	1971 AUG	LINE OF CREDIT 45 DIESEL GENERATORS (\$5.5 MILLION) EXPANSION OF MACHU PICHU HYDROELECTRIC PLANT (\$10.0 MILLION) HYDROELECTRIC PLANT, QUITSUARANI (\$9.0 MILLION) ELECTRIFICATION, BAYOVAR THERMAL POWER PLANT, IQUITOS (\$10.0 MILLION)	35.2	15.5	C C
	1978 NOV	TRADE CREDIT -- MACHINERY AND EQUIPMENT	0.5	0.5	C
		TOTAL	41.7	22.0	
HUNGARY	1970 FEB	CREDIT -- MACHINERY AND EQUIPMENT EDUCATIONAL EQUIPMENT (\$15.5 MILLION) MEDICAL EQUIPMENT (\$4.5 MILLION)	20.0	20.0	C C
	1972 NOV	LINE OF CREDIT EDUCATIONAL LABORATORIES (\$15.5 MILLION) HYDROELECTRIC POWER EQUIPMENT (\$9.5 MILLION) EXPANSION CANON DEL PATO HYDROPOWER PLANT (\$20.0 MILLION)	45.0(4)	27.0	C BC UC
	1974 DEC	CREDIT -- SOCIAL PROPERTY ENTERPRISES	20.0		

TABLE 27

LATIN AMERICA: SUMMARY OF INFORMATION ON COMMUNIST ECONOMIC CREDITS AND GRANTS TO LESS DEVELOPED COUNTRIES BY DATE EXTENDED, 1954 - DECEMBER 1981

COMMUNIST COUNTRY	DATE EXTENDED	PROJECTS	MILLION CURRENT U.S. \$		STATUS
			EXTENDED	BLANK	
PERU					
HUNGARY	1974 DEC	FURNITURE FACTORY SUBWAY EQUIPMENT RURAL COMMUNICATIONS (\$4.2 MILLION)			
		TOTAL	85.0	47.0	
POLAND	1970 MAR	CRED T FISHING PORT, TACIA (\$6.8 MILLION)			
	1972 OCT	CRED T -- MACHINERY AND EQUIPMENT	45.0		
	1977 DEC	IRADI. CREDIT -- VOJKA FACTORY	1.0		
		TOTAL	51.5		
PRC	1971 NOV	CRED T COMMODITIES (\$7.8 MILLION) IRRIGATION PROJECT, ALTO PIJRA 22 GENERATOR SETS	82.0	1.0	UC S
		TOTAL			
ROMANIA	1973 SEP	LINE OF CREDIT RAILROAD ROLLING STOCK (\$10.0 MILLION) MACHINE TOOL PLANT, TRUJILLO EQUIPMENT FOR COPPER AND ZINC MINING 40 RAILWAY CARS (\$6.0 MILLION)	42.0	1.0	
		TOTAL	29.0	13.7	C
USSR	1970 AUG	LINE OF CREDIT FISHING PORT, PATIA (\$2.5 MILLION) PRELIMINARY WORK ON OLIVOS IRRIGATION PROJECT (\$5.1 MILLION)	29.0	13.7	UC UC
		TOTAL	25.5(A)	23.6	

TABLE 27  
LATIN AMERICA: SUMMARY OF INFORMATION ON COMMUNIST ECONOMIC CREDITS AND GRANTS  
TO LESS DEVELOPED COUNTRIES BY DATE EXTENDED, 1954 - DECEMBER 1981

COMMUNIST COUNTRY	DATE EXTENDED	PROJECTS	MILLION CURRENT US \$		STATUS
			EXTENDED	DRAWN	
PERU					
USSR	1970 AUG	HELICOPTERS (\$5.9 MILLION) OIL STORAGE TANKS (\$9.5 MILLION) TECHNICAL ASSISTANCE			C
	1976 NOV	LINE OF CREDIT			C
	1980 MAY	TRADE CREDIT -- OLMOS HYDROPOWER AND IRRIGATION PROJECT, FIRST STAGE	(B) 250.0		UC
	TOTAL		275.5	25.6	
URUGUAY		ESTIMATED MINIMUM TOTAL FOR PERU	253.7	109.3	
CUBA	1969 MAY	CREDIT -- FOOD PROCESSING PLANT	1.4	0.4	C
	1971 MAY	CREDIT -- MACHINERY AND EQUIPMENT	5.0(A)	4.0	UC
	TOTAL		6.4	4.4	
CZECHOSLOVAKIA	1970 MAR	CREDIT	5.0		
	TOTAL		5.0		
EAST GERMANY	1966	CREDIT -- SUGAR REFINERY, MERCIDES	6.0	6.0	C
	TOTAL		6.0	6.0	
HUNGARY	1970	CREDIT 15 DIESEL TRAINS AND REPAIR SHOP (\$8.6 MILLION) ELECTRIC TRANSMISSION LINES (\$1.4 MILLION)	10.0	8.6	C
	1976 JUN	CREDIT -- ADDED TO 1970 CREDIT FOR HOSPITAL	5.0	1.5	UC

TABLE 27

LATIN AMERICA: SUMMARY OF INFORMATION ON COMMUNIST ECONOMIC CREDITS AND GRANTS TO LESS DEVELOPED COUNTRIES BY DATE EXTENDED, 1954 - DECEMBER 1981

COMMUNIST COUNTRY	DATE EXTENDED	PROJECTS	MILLION CURRENT U.S.		STATUS*
			EXTENDED	DRAWN	
HUNGARY	1976 JUN	EQUIPMENT			
		TOTAL		10.1	
USSR	1969 FEB	TRADE CREDIT OIL STORAGE TANKS (\$1.2 MILLION) SHIPS ELECTRICAL EQUIPMENT COMMUNICATION EQUIPMENT	15.0 20.0(A)	4.5	UC UC UC UC
	1974 FEB	CREDIT (E) HYDROELECTRIC TURBINES, SALTO GRANDE (\$23.8 MILLION) LOCAL COST COVERAGE (\$4.0 MILLION) ADDITIONAL TURBINES, SALTO GRANDE (\$4.6 MILLION)	32.4	29.7	UC
	1978 AUG	GRANT - TURBINE FOR SALTO GRANDE	7.5(F)		
		TOTAL	59.9	34.2	
		ESTIMATED MINIMUM TOTAL FOR URUGUAY	91.3	54.7	
VENEZUELA					
CZECHOSLOVAKIA	1970 APR	CREDIT	10.0		
		TOTAL	10.0		
USSR	1976 NOV	LINE OF CREDIT	(B)		
		TOTAL			
		ESTIMATED MINIMUM TOTAL FOR VENEZUELA	10.0		
		ESTIMATED MINIMUM TOTAL FOR LATIN AMERICA	3708.9	840.7	

Secret

Secret

TABLE 27

LATIN AMERICA: SUMMARY OF INFORMATION ON COMMUNIST ECONOMIC CREDITS AND GRANTS TO LESS DEVELOPED COUNTRIES BY DATE EXTENDED, 1954 - DECEMBER 1981

NOTE: Credits on which repayment terms are known to be less concessionary than those normally associated with aid (25 percent grant element) have been designated as trade credits. We have included in this category those credits repayable in a minimum of five years (which do not meet the aid criteria) and are clearly designed to promote trade.

\* Symbols used in Table 27 have the following meanings: S - under survey, UC - under construction or being implemented, CS - construction suspended, C - completed, and SS - survey suspended.

\*\* This aid comes under framework agreements which call for long-term economic cooperation without identifying specific projects or the value of assistance to be provided. With few exceptions, these agreements appear to be open-ended. As credits are assigned to specific projects under the framework agreements, they will be listed separately by date and will be identified with a double asterisk (\*\*) preceding the entry.

- (A) The amount extended reflects an adjustment for downpayments.
- (B) Credit is open-ended. Additional amounts will be added as contracts are signed.
- (C) Original credit of \$15 million, extended in 1965, reduced to the amount drawn at the time the credit expired in 1968.
- (D) Original credit of \$100 million, extended in 1958, reduced to the amount drawn at the time the credit expired in 1961.
- (E) Soviet credit extensions for the Salto Grande project are split 60 percent to Argentina and 40 percent to Uruguay and repayment responsibility is divided in this manner.
- (F) Minimum estimated value.
- (G) Original credit of \$40 million reduced to amount drawn by 1975.
- (H) Original credit of \$50 million reduced to amount drawn by 1975.
- (I) The amount extended is not known.

TABLE 28

MIDDLE EAST: SUMMARY OF INFORMATION ON COMMUNIST ECONOMIC CREDITS AND GRANTS TO LESS DEVELOPED COUNTRIES BY DATE EXTENDED, 1954 - DECEMBER 1961

COMMUNIST COUNTRY	DATE EXTENDED	PROJECTS	MILLION CURRENT US \$		STATUS*
			EXTENDED	DRAWN	
CYPRUS					
CZECHOSLOVAKIA	1976 JUN	CREDIT -- MACHINERY AND EQUIPMENT	5.0	3.5	
	1980 APR	CREDIT -- ADDED TO 1976 CREDIT	5.0		
		TOTAL	10.0	0.5	
USSR	1975 MAY	CREDIT -- SULFURIC ACID AND FERTILIZER PLANT	14.0		
		TOTAL	14.0		
		ESTIMATED MINIMUM TOTAL FOR CYPRUS	24.0	0.5	
EGYPT					
BULGARIA	1965 OCT	LINE OF CREDIT FOOD PROCESSING EQUIPMENT THREE STORAGE PLANTS CANNING PLANT, AL BADRASHAYN WINERY SLAUGHTERHOUSE, AL MANSURA (50.3 MILLION) VEGETABLE DEHYDRATION PLANT, SUHAG FERROSILICON PLANT, IOFU (55.2 MILLION)	12.0(A)	6.0	UC C C B
	1955 OCT	LINE OF CREDIT AGRICULTURAL PROJECTS 40 POULTRY FARMS (\$11.2 MILLION) CODDER PLANTS FACTOR REPAIR STATION EXPANSION OF CANNERIES CAFINA (\$0.2 MILLION) QAHA (\$1.5 MILLION) ELECTRIC MOTOR PLANT HOUSEHOLD APPLIANCES PLANT RURAL ELECTRIFICATION CHEMICAL PLANT	40.0(A)	20.4	UC C UC UC

Secret

Secret

Secret

TABLE 28  
MIDDLE EAST: SUMMARY OF INFORMATION ON COMMUNIST ECONOMIC CREDITS AND GRANTS  
TO LESS DEVELOPED COUNTRIES BY DATE EXTENDED, 1954 - DECEMBER 1961

COMMUNIST COUNTRY	DATE EXTENDED	PROJECTS	MILLION CURRENT US \$		STATUS*
			EXTENDED	DRAWN	
EGYPT	1967 JUL	CONCRETE PIPES PLANT	0.1	0.1	C
		FURNITURE PLANT			UC
		COTTON MILL, AL ZAGAZIQ	20.0	15.8	C
		TEXTILE MILL			UC
		EXPANSION OF FERROALLOYS PLANT, ASHAR (\$9.5 MILLION)	72.1	42.3	C
		AGRICULTURAL MACHINERY (\$6.2 MILLION)			C
		GRANT -- HOSPITAL			UC
		CREDIT -- MACHINERY AND EQUIPMENT			C
		TOTAL			
		1974 FEB			
CZECHOSLOVAKIA	1955 DEC	CREDIT -- CERAMICS FACTORY, CAIRO	1.2	1.2	C
	1956 MAR	CREDIT -- CEMENT PLANT, HULWAN	1.0	1.8	C
	1957 MAY	CREDIT -- BICYCLE FACTORY	0.8	0.8	C
	1957 JUL	CREDIT -- SUGAR REFINERY, LAHM UMEU	1.4	1.4	C
	1957 JUL	CREDIT -- SUGAR REFINERY, IARHANT	5.7	5.7	C
	1961 JUN	CREDIT -- EXPANSION OF TALKHA POWER STATION	10.0	10.0	C
	1962 MAR	LINE OF CREDIT	56.0(A)	56.0	C
		TROLLEY BUSES (\$1.4 MILLION)			C
		RAILROAD BRIDGES			C
		TURBINES FOR SIQUF THERMAL POWER STATION (\$6.9 MILLION)			C
	EQUIPMENT FOR CAIRO TANNERY (\$3.5 MILLION)			C	
	EQUIPMENT FOR MOTORCYCLE ASSEMBLY PLANTS			C	
	POWER STATION, KAHR AD-DAMMAR (\$19.0 MILLION)			C	

Secret

TABLE 28

MIDDLE EAST: SUMMARY OF INFORMATION ON COMMUNIST ECONOMIC CREDITS AND GRANTS TO LESS DEVELOPED COUNTRIES BY DATE EXTENDED, 1954 - DECEMBER 1981

COMMUNIST COUNTRY	DATE EXTENDED	PROJECTS	MILLION CURRENT U.S.			STATUS*
			EXTENDED	DRAWN		
EGYPT	1962 MAR	SUGAR MILLS, BARAINA AND DISHNA (\$15.2 MILLION)				C
	1965 MAR	CREDIT -- ADDED TO MARCH 1962 CREDIT THREE TANNERIES POWER PLANT, BEIDA, (\$1.5 MILLION) NITRIC ACID PLANT (\$1.1 MILLION)	5.6(A)	5.6		C C C
	APR	LINE OF CREDIT -- SECOND PLAN WATER FILTRATION PLANTS (\$20.2 MILLION) CRUDE OIL DISTILLATION PLANT, NEX (\$2.1 MILLION) CRUDE OIL TOPPING PLANT, MOSTOFOD (\$2.0 MILLION) AGRICULTURAL MACHINERY (\$10.0 MILLION) TWELVE FLOUR MILLS (\$4.5 MILLION) GRAIN SILOS (\$2.5 MILLION) TEN DRAINAGE STATIONS (\$4.2 MILLION) EXPANSION OF REFINERY, ALEXANDRIA (\$13.9 MILLION) PETROCHEMICAL PLANT, ALEXANDRIA METAL FOUNDRY, CAIRO (\$3.4 MILLION)	70.0(A)	62.8		C C C C C C C C C C C S C
CZECHOSLOVAKIA	1973 AUG	LINE OF CREDIT AGRICULTURE TRANSPORTATION EXPANSION SUGAR MILL, DISHNA (\$9.0 MILLION) CONVERTER SUBSTATION MODERNIZATION OF TRANSMITTER CENTER (\$7.0 MILLION) RECONSTRUCTION OF CAST IRON AND STEEL FOUNDRY, HELWAN (\$3.7 MILLION) DRINKING WATER PLANT, IMBABA OILFIELD EQUIPMENT CHEMICAL PLANTS SUGAR MILL, EL BILINA	96	22.2		C C C C C C C C
		TOTAL	248.5	167.5		UC



TABLE 28

MIDDLE EAST: SUMMARY OF INFORMATION ON COMMUNIST ECONOMIC CREDITS AND GRANTS TO LESS DEVELOPED COUNTRIES BY DATE EXTENDED, 1954 - DECEMBER 1981

COMMUNIST COUNTRY	DATE EXTENDED	PROJECTS	MILLION CURRENT US \$		STATUS*	
			EXTENDED	DRAWN		
EGYPT	1955 JAN	CREDIT -- ELECTRIFICATION PROJECTS, NILE DELTA	2.9	2.9	C	
	1956 JAN	CREDIT -- ELECTRIFICATION PROJECTS, NILE DELTA	3.3	3	C	
	1958 AUG	LINE OF CREDIT FACTORY PRODUCING NONGALVANIZED POLES FOR POWER LINES (\$0.6 MILLION) FACTORY FOR GALVANIZATION OF POLES FOR POWER LINES (\$1.1 MILLION) REFRIGERATED STOREHOUSES (\$3.0 MILLION) TWO TEXTILE DYEING AND FINISHING PLANTS (\$4.4 MILLION) WOOL SPINNING MILL, PORT SAID (\$1.3 MILLION) COTTON WEAVING MILL (\$1.6 MILLION) MODERNIZATION OF MISR FILM STUDIO (\$2.6 MILLION) HAKUBAARD PLANT, DESSOUK (\$3.2 MILLION) THREE FIREBOATS (\$0.6 MILLION) PLANTS TO MANUFACTURE PARTS (\$3.1 MILLION)	21.5	21.5	C	
	1958 NOV	CREDIT -- SPINNING MILL EQUIPMENT, SHEBIN EL KOM	5.7	5.7	C	
	1961 MAR	CREDIT -- EQUIPMENT AND MACHINERY FOR MUNICIPAL PROJECTS	0.6	0.6	C	
	1963 DEC	CREDIT -- EXPANSION OF CEMENT PLANT, ALEXANDRIA	1.5(A)	1.5	C	
	1965 MAR	CREDIT -- COMMODITIES	30.8	30.8	C	
	1965 MAR	LINE OF CREDIT MILITARY PLANT, HULLWAN (\$2.1 MILLION) TEXTILE PLANTS (\$33.4 MILLION)	70.0	59.8	C	

TABLE 28

MIDDLE EAST: SUMMARY OF INFORMATION ON COMMUNIST ECONOMIC ASSISTANCE AND GRANTS TO LESS DEVELOPED COUNTRIES BY DATE EXTENDED, 1954 - DECEMBER 1961

COMMUNIST COUNTRY	DATE EXTENDED	PROJECTS	MILLION CURRENT US \$		STATUS*
			EXTENDED	DRAWN	
EGYPT	1965 MAR	SHEBIN EL KOM			C
		EL MINYA			C
		EL MAHALLA AL KAYBRA			C
		SUHAJ (54.6 MILLION)			C
		ASYUT (54.6 MILLION)			C
		EXPANSION OF STEEL ROLLING MILL, ABU ZAABAL (51.5 MILLION)			C
		AGRICULTURAL MACHINERY (\$5.9 MILLION)			UC
		FACTORY FOR PREFABRICATED HOUSES, HULWAN (\$3.0 MILLION)			C
		WHARVES, ALEXANDRIA			C
		TWELVE RICE MILLS (\$6.9 MILLION)			UC
		SLAUGHTERHOUSE EQUIPMENT			UC
		RESEARCH LABORATORIES			UC
		TRANSFORMER STATIONS (\$2.0 MILLION)			C
		EIGHT FLOUR MILLS (\$7.0 MILLION)			C
		ALUMINUM FOIL PLANT, ALEXANDRIA (\$1.2 MILLION)			C
WATER FILTRATION EQUIPMENT			C		
POLYETHYLENE PLANT, ALEXANDRIA			S		
RURAL ELECTRIFICATION (\$25.0 MILLION)			UC		
1977 NOV		CREDIT -- TRANSFORMERS AND OTHER ELECTRICAL EQUIPMENT	95.0	25.0	UC
HUNGARY	1960 DEC	TOTAL	231.3	151.1	C
		LINE OF CREDIT			C
		SLAUGHTERHOUSES, SUEZ (\$2.0 MILLION); SIX FLOUR MILLS (\$3.3 MILLION)	16.8(A)	16.8	C
		RAILWAY DIESEL EQUIPMENT (\$11.5 MILLION)			C
		CREDIT -- RAILROAD CARS	6.7	6.7	C
1962 OCT		CREDIT -- ADDED TO DECEMBER 1960 CREDIT	11.2(A)	11.2	C

Secret

Secret

TABLE 28  
MIDDLE EAST: SUMMARY OF INFORMATION ON COMMUNIST ECONOMIC CREDITS AND GRANTS  
TO LESS DEVELOPED COUNTRIES BY DATE EXTENDED, 1954 - DECEMBER 1981

COMMUNIST COUNTRY	DATE EXTENDED	PROJECTS	MILLION CURRENT US \$		STATUS*	
			EXTENDED	DRAWN		
EGYPT	1962 OCT	PUMPING STATIONS (\$2.8 MILLION) SHIPS (\$4.8 MILLION) BARGES (\$2.8 MILLION)			C	
					C	
					C	
		1966 FEB	CREDIT -- MACHINERY AND EQUIPMENT GLASS FACTORY PORT IMPROVEMENT, ALEXANDRIA PUMP FACTORY LIGHT BULB FACTORY HOSPITAL EQUIPMENT MILITARY CONTRACT (\$12.0 MILLION) LAND RECLAMATION (\$28.5 MILLION)	42.0	20.8	S
						C
	1971 JAN	CREDIT -- ADDED TO FEB 1966 CREDIT RAILROAD CARS (\$4.6 MILLION) PROTEIN FACTORY	11.5	4.6	C	
					C	
	1975 SEP	CREDIT -- MACHINERY AND EQUIPMENT FOUR DIESEL TRAINS (\$4.0 MILLION) IRRIGATION (\$14.3 MILLION)	25.0	3.0	UC	
					UC	
		TOTAL	113.2	65.1		
POLAND	1962 JUL	CREDIT -- TEXTILE DYE PLANT, KAFR AD DAWHAR	7.2	7.2	g	
	1964 DEC	CREDIT -- PHOSPHATE MINING AND CONCENTRATING EQUIPMENT EXPLOITATION OF KOSSEIR PHOSPHATE EXPLOITATION OF GYPSUM AND KAOLIN DEPOSITS	30.0	16.5	UC	
	1964 DEC	CREDIT SEVEN BRICK FACTORIES (\$9.0 MILLION) TWO CONCRETE BLOCK PLANTS (\$2.0 MILLION) ELECTRICAL TRANSFORMER SUBSTATIONS (\$4.5 MILLION)	40.0	28.0	C C C	

TABLE 28

MIDDLE EAST: SUMMARY OF INFORMATION ON COMMUNIST ECONOMIC CREDITS AND GRANTS TO LESS DEVELOPED COUNTRIES BY DATE EXTENDED, 1954 - DECEMBER 1981

COMMUNIST COUNTRY	DATE EXTENDED	PROJECTS	MILLION CURRENT US \$		STATUS*
			EXTENDED	DRAWN	
EGYPT	1964 DEC	TWO CAST IRON FOUNDRIES (\$2.5 MILLION)			C
		GLASS PLANT			S
	1956 JUL	GRANT -- FOREIGN EXCHANGE	4.7		C
		TOTAL	77.2	51.7	
	1964 DEC	LINE OF CREDIT	43.1(B)	43.1	C
		COMMODITIES, RAW MATERIALS AND SPARE PARTS (\$41.9 MILLION)			C
	1967 JUN	GRANT -- FOREIGN EXCHANGE	10.0	10.0	C
		GRANT -- WHEAT (150,000 METRIC TONS)	11.0	11.0	C
	1973 OCT	GRANT -- FOREIGN EXCHANGE	10.0	10.0	C
GRANT -- WHEAT (100,000 METRIC TONS)		18.0	18.0	C	
1980 JAN	LINE OF CREDIT	96.0(B)			
	CONFERENCE HALL, CAIRO				
1964 SEP	LINE OF CREDIT	192.8	96.8		
	SODIUM PRODUCTS PLANT, ALEXANDRIA (\$18.4 MILLION)	40.0	36.5	C	
TOTAL					
ROMANIA	1964 SEP	TWO CEMENT PLANTS, SUEZ, ASYUT			S
		TOTAL			

~~Secret~~~~Secret~~

TABLE 28

MIDDLE EAST: SUMMARY OF INFORMATION ON COMMUNIST ECONOMIC CREDITS AND GRANTS TO LESS DEVELOPED COUNTRIES BY DATE EXTENDED, 1954 - DECEMBER 1981

COMMUNIST COUNTRY	DATE EXTENDED	PROJECTS	MILLION CURRENT US \$		STATUS	
			EXTENDED	DRAWN		
EGYPT	1954 SEP	PHOSPHATE MINING AND CONCENTRATION EQUIPMENT, HAMRAVEIN (\$11.6 MILLION)			C	
		40 BARGES (\$6.5 MILLION)			C	
		OIL DRILLING EQUIPMENT			C	
	1957 AUG	CREDIT -- COMMODITY LOAN	12.5	12.5	C	
	1971 DEC	TRADE CREDIT				
		AUTO EQUIPMENT TRACTORS AND TRACTOR COMPONENTS	30.0	30.0	C	
	1971 DEC	LINE OF CREDIT		100.0	26.0	C
		PETROLEUM DEVELOPMENT				
		CEMENT PLANT				
		COPPER ORE STUDIES				
EXPANSION OF CAUSTIC SODA PLANT, ALEXANDRIA					S	
SULFURIC ACID PLANT (\$10.0 MILLION)					UC	
FOUNDER PLANT					C	
POULTRY PLANT						
ELECTRIFICATION OF 200 VILLAGES (\$16.0 MILLION)					UC	
AGR CULTURAL ELECTRIFICATION (\$14.0 MILLION)					UC	
1980 JAN	TRADE CREDIT		300.0			
	CONCRETE IRON WORKS					
	CEMENT PLANT, NAJA HAMADI (\$154.0 MILLION) INDUSTRIAL PARK					
TOTAL						
USSR	1957 JUL	CREDIT -- OIL DRILLING EQUIPMENT	482.5	105.0	C	
	1958 JAN	LINE OF CREDIT	8.6	8.6	C	
		GEOLOGICAL RESEARCH AND MINING	175.0	175.0	C	

TABLE 28

MIDDLE EAST: SUMMARY OF INFORMATION ON COMMUNIST ECONOMIC CREDITS AND GRANTS TO LESS DEVELOPED COUNTRIES BY DATE EXTENDED, 1954 - DECEMBER, 1981

COMMUNIST COUNTRY	DATE EXTENDED	PROJECTS	MILLION CURRENT US \$	STATUS*
			EXTENDED	DRAWN
EGYPT				
USSR	1958 JAN	THREE AIRFIELDS IN MINING AREAS (\$0.4 MILLION)		C
		CENTRA MINERAL RESEARCH LABORATORY (\$0.3 MILLION)		C
		LABORATORY FOR TESTING ORE SAMPLES (\$0.1 MILLION)		C
		20 CHEMICAL FIELD LABORATORIES (\$0.3 MILLION)		C
		GEOLOGICAL RESEARCH AND SURVEY (\$2.0 MILLION)		C
		14 CORE DRILLING MACHINES (\$0.5 MILLION)		C
		GEOLOGICAL WORK (\$0.6 MILLION)		C
		RESEARCH ON DRESSING OF BLACK SANDS		C
		IRON ORE, AND MANGANESE (\$0.1 MILLION)		C
		ORGANIZATION OF ILMENITE PRODUCTION (\$0.2 MILLION)		C
		MANGANESE ORE PRODUCTION IN ELBA FIELDS (\$0.1 MILLION)		C
		PHOSPHATE ENTERPRISES (\$0.2 MILLION)		C
		CONCENTRATION AND DRESSING OF ROCK PHOSPHATE (\$0.1 MILLION)		C
		GEOLOGICAL SURVEY FOR LEAD AND ZINC DEPOSITS (\$0.2 MILLION)		C
		DEVELOPMENT OF BAHARIA IRON ORE MINES		C
		TWO PLANTS FOR SEPARATION OF RARE EARTHS (\$0.8 MILLION)		C
		TWO RADIO STATIONS IN MINING AREAS (\$0.2 MILLION)		C
		DEVELOPMENT OF MANGANESE ORE MINES, SINAI (\$0.1 MILLION)		C
		METALLURGICAL INDUSTRY		C
		PRODUCTION OF NONFERROUS METALS (\$3.5 MILLION)		C
		PRODUCTION OF NONFERROUS ROLLED SHEETS (\$4.0 MILLION)		C
		IRON ORE SINTERING PLANT, HULWAN (\$2.0 MILLION)		C
		IRON ORE DRESSING PLANT, ASWAN (\$3.5 MILLION)		C
		CAST IRON FITTINGS PLANT (\$0.6 MILLION)		C

TABLE 28

MIDDLE EAST: SUMMARY OF INFORMATION ON COMMUNIST ECONOMIC CREDITS AND GRANTS TO LESS DEVELOPED COUNTRIES BY DATE EXTENDED, 1954 - DECEMBER 1981

COMMUNIST COUNTRY	DATE EXTENDED	PROJECTS	MILLION CURRENT US \$	STATUS
			EXTENDED	DRAWN
EGYPT				
USSR	1958 JAN	<p>EXPANSION OF IRON AND STEEL PLANT, HULWAN (\$36.6 MILLION)</p> <p>ENGINEERING INDUSTRY WELDING ELECTRODES PLANT (\$1.0 MILLION)</p> <p>FORGING PLANT, HULWAN (\$2.5 MILLION)</p> <p>ALUMINUM CABLES PLANT (\$1.0 MILLION)</p> <p>MACHINE TOOL PLANT, HULWAN (\$0.8 MILLION)</p> <p>MERY AND POLISHING PAPER PLANT (\$0.3 MILLION)</p> <p>SURGICAL INSTRUMENTS PLANT (\$0.6 MILLION)</p> <p>TEXTILE EQUIPMENT PLANT (\$0.5 MILLION)</p> <p>ELECTRIC WELDED CHAINS PLANT (\$4.7 MILLION)</p> <p>RADIO PARTS PLANT (\$5.0 MILLION)</p> <p>CUTTING TOOLS PLANT (\$0.5 MILLION)</p> <p>CHEMICAL INDUSTRY EXPANSION COKE CHEMICAL PLANT, HULWAN (\$8.9 MILLION)</p> <p>COAL-TAR DISTILLATION PLANT (\$1.0 MILLION)</p> <p>CHLOROSULFONIC ACID PLANT</p> <p>CALCIUM CARBIDE AND FERROSILICON PLANT, ASWAN (\$3.5 MILLION)</p> <p>PETROLEUM INDUSTRY LUBRICATING OIL PLANT, SUEZ (\$4.3 MILLION)</p> <p>GASOLINE PLANT, SUEZ</p> <p>OIL REFINERIES, SUEZ AND ALEXANDRIA (\$3.0 MILLION)</p> <p>OIL DESALINIZATION PLANT, SUEZ</p> <p>GEOPHYSICAL AND EXPLORATION WORK (\$5.0 MILLION)</p> <p>DRILLING EQUIPMENT (\$9.0 MILLION)</p> <p>SHALE OIL PLANT (\$0.9 MILLION)</p> <p>OIL PURIFICATION PLANT, SUEZ (\$2.0 MILLION)</p> <p>PHARMACEUTICAL INDUSTRY, ANTIBIOTICS AND PHARMACEUTICAL PLANTS (\$6.0 MILLION)</p>		

TABLE 28

MIDDLE EAST: SUMMARY OF INFORMATION ON COMMUNIST ECONOMIC CREDITS AND GRANTS TO LESS DEVELOPED COUNTRIES BY DATE EXTENDED, 1954 - DECEMBER, 1981

COMMUNIST COUNTRY	DATE EXTENDED	PROJECTS	MILLION CURRENT US \$		STATUS*
			EXTENDED	DRAWN	
EGYPT	1958 JAN	FOOD INDUSTRY			
		THREE MILK-PROCESSING PLANTS (\$7.8 MILLION)			C
		UNION-DEHYDRATING PLANT (\$0.6 MILLION)			C
		TEXTILE INDUSTRY			
		THREE COTTON-SPINNING MILLS			
		MIT CHAMR (\$2.6 MILLION)			
		ZAGAZIG (\$0.9 MILLION)			
		QALYUB (\$0.6 MILLION)			
		EXPANSION OF COTTON SPINNING MILL			
		DAMIETTA (\$1.1 MILLION)			
USSR	1958 JAN	MISCELLANEOUS			
		STEAM POWER STATION, SUFZ (\$11.0 MILLION)			
		SHIPYARD, ALEXANDRIA (\$6.6 MILLION)			
		CELLULOSE PULP PLANT (\$1.2 MILLION)			
		VOCATIONAL TRAINING CENTERS (\$7.2 MILLION)			
		1958 DEC CREDIT -- ASWAN DAM, FIRST STAGE	100.0	100.0	
		1960 FEB CREDIT -- ASWAN DAM, SECOND STAGE	216.0	216.0	
		1964 MAY GRANT -- EXPERIMENTAL FARM	0.3	0.3	
		1964 SEP TRADE CREDIT -- LAND RECLAMATION, AR NUBARIYAH	66.7	66.7	
		1964 SEP TRADE CREDIT	110.0	45.0	
SEVEN TRAINING CENTERS (\$3.1 MILLION)					
OIL EXPLORATION EQUIPMENT (\$18.9 MILLION)					
FILE FACTORY					
LEAD AND ZINC PLANT					
GEOLGICAL RESEARCH INSTITUTE					
EQUIPMENT FOR AGRICULTURE AND ROADBUILDING					
SECOND LUBRICATING OIL PLANT, ALEXANDRIA					
COPPER PLANT, ALEXANDRIA					



Secret

TABLE 28

MIDDLE EAST: SUMMARY OF INFORMATION ON COMMUNIST ECONOMIC CREDITS AND GRANTS TO LESS DEVELOPED COUNTRIES BY DATE EXTENDED, 1954 - DECEMBER 1981

COMMUNIST COUNTRY	DATE EXTENDED	PROJECTS	MILLION CURRENT US \$		STATUS*
			EXTENDED	DRAWN	
USSR	1964 SEP	LINE OF CREDIT EXPANSION OF IRON AND STEEL PLANT, HULWAN (\$161.1 MILLION) TWO POWER STATIONS, MACHACHA (\$2.3 MILLION) TRANSFORMER STATION, KOUS FEASIBILITY STUDY, ALUMINA PLANT OIL EXPLORATION (\$26.0 MILLION) FISHING INDUSTRY (\$7.0 MILLION) ALUMINUM PLANT, NAJA HAMADI (\$52.7 MILLION) PHOSPHOROUS COMPLEX, NAJA HAMADI (\$55.3 MILLION) FERROSILICON PLANT, IDFU (\$2.6 MILLION)	324.4(0)	266.0	C C C C C UC C S UC
	1971 MAR	CREDIT -- ADDED TO 1964 CREDIT FOR LAND RECLAMATION	40.0	6.0	UC
	1971 MAR	LINE OF CREDIT WATER RESOURCE DEVELOPMENT, LAKE NASIR 40 SILOS 14 FLOORS DEPOTS FOUR CEMENT MILLS (\$20.0 MILLION) EL MINYA, EL CHISH, EL MANSUPA, DANIELTA TEXTILE COMBINE	55.6	29.0	C UC UC UC
	1971 MAR	LINE OF CREDIT RURAL ELECTRIFICATION (\$66.7 MILLION) CEMENT PLANTS ASYUT (\$29.5 MILLION) EL TABBIN CERAMICS PLANT, MUSTOROD	100.0	84.5	UC UC UC UC
	1971 MAR	LINE OF CREDIT EXPANSION OF ALUMINUM PLANT, NAJA HAMADI (\$61.0 MILLION) EXPANSION OF IRON AND STEEL PLANT, HULWAN (\$55.0 MILLION)	222.2	136.0	C UC

Secret

TABLE 28

MIDDLE EAST: SUMMARY OF INFORMATION ON COMMUNIST ECONOMIC CREDITS AND GRANTS TO LESS DEVELOPED COUNTRIES BY DATE EXTENDED, 1954 - DECEMBER 1981

COMMUNIST COUNTRY	DATE EXTENDED	PROJECTS	MILLION CURRENT US \$		STATUS*
			EXTENDED	DRAWN	
EGYPT					
USSR	1971 MAR	RECONSTRUCTION OF THERMAL POWER PLANT, SUEZ (\$4.2 MILLION) SURVEY OF PHOSPHATE DEPOSITS, ABU TARTUR GEOLOGICAL SURVEYS IMPROVEMENT OF ASWAN DAM EFFICIENCY (\$1.4 MILLION) EXPANSION OF MACI I.L. TOOL PLANT (\$14.0 MILLION) FIVE BARRAGES, NILE RIVER SILSILA (\$10.0 MILLION) SUHAQ MINYA BENI SUWAIF FERTILIZER PLANT, ASYUT (\$22.0 MILLION)	20.0(E)	20.0	C C
	1974 JUN	GRANT -- MINESWEEPING, GULF OF SUEZ	1438.8	1153.1	C
		TOTAL	2856.4	1830.6	
		ESTIMATED MINIMUM TOTAL FOR EGYPT			
GREECE					
ROMANIA	1976 MAR	CREDIT	(F)		
		TOTAL			
USSR	1965 JUL	TRADE CREDIT -- SHIPS	7.7(G)	7.7	C
	1979 OCT	**FRAMEWORK AGREEMENT			
		TOTAL	7.7	7.7	
		ESTIMATED MINIMUM TOTAL FOR GREECE	7.7	7.7	
IRAN					
BULGARIA	1967 FEB	CREDIT	10.0(A)	9.7	

~~Secret~~

~~Secret~~

Secret

TABLE 28

MIDDLE EAST: SUMMARY OF INFORMATION ON COMMUNIST ECONOMIC CREDITS AND GRANTS TO LESS DEVELOPED COUNTRIES BY DATE EXTENDED, 1954 - DECEMBER 1981

COMMUNIST COUNTRY	DATE EXTENDED	PROJECTS	MILLION CURRENT US \$		STATUS
			EXTENDED	DRAWN	
IRAN					
BULGARIA	1967 FEB	COPPER MINE DEVELOPMENT CHEESE FACTORY TOBACCO PROCESSING PLANTS (\$2.0 MILLION) WOOD AND ROSE OIL PLANTS TRANSFORMER STATIONS (\$2.0 MILLION) SHIPS POULTRY FARM, NISAPUR COLD STORAGE PLANT, GARMSAR SLAUGHTERHOUSE FRUIT AND VEGETABLE CANINERY, GARMSAR			UC UC C C C UC UC UC UC
	1972 DEC	CREDIT -- ADDED TO 1967 CREDIT MACHINERY AND EQUIPMENT MINING AND GEOLOGICAL ACTIVITIES IRRIGATION DAMS THREE DAIRIES MACHINE TOOL PLANT, KARAJ EXPANSION OF ENGINEERING PLANT, TABRIZ	10.0(H)	2.5	S UC
		TOTAL			
CZECHOSLOVAKIA	1966 JAN	CREDIT -- METALLURGICAL AND ENGINEERING PLANT, TABRIZ	20.0	12.2	C
	1969 MAR	LINE OF CREDIT PLANT TO MANUFACTURE GENERATORS (\$80.0 MILLION) SUGAR MILL, ISFAHAN (\$5.0 MILLION) THREE SUGAR MILLS, AHMAZ, HAFT TAPPEH, DEZHFUL (\$10.0 MILLION) CEMENT PLANTS (\$80.0 MILLION) RAILROAD CAR PLANT ELEVATOR PLANT SIX FLOUR MILLS (\$2.0 MILLION) OIL REFINERIES	200.0	57.7	C C UC C C
		TOTAL	15.0	15.0	C

Secret

TABLE 28

MIDDLE EAST: SUMMARY OF INFORMATION ON COMMUNIST ECONOMIC CREDITS AND GRANTS TO LESS DEVELOPED COUNTRIES BY DATE EXTENDED, 1954 - DECEMBER 1981

COMMUNIST COUNTRY	DATE EXTENDED	PROJECTS	MILLION CURRENT US \$		STATUS*		
			EXTENDED	DRAWN			
FRAN	1969 MAR	CERAMIC WORKS (\$3.8 MILLION)			C		
		BREWERIES			C		
CZECHOSLOVAKIA	1969 MAR	POWER PLANT, MESSED			C		
		TWO TANNERIES			C		
		DIESEL ELECTRIC STATIONS (\$4.0 MILLION)			C		
		MINING MACHINERY			C		
		INSULATOR PLANT (\$5.9 MILLION)					
		TOTAL	215.0	82.7			
EAST GERMANY	1976 SEP	TRADING CREDIT					
		25 (OLD STORAGE PLANTS					
		RAILWAY MAINTENANCE AND REPAIR SHOPS,					
		FINISHED AND AWAY					
		INDUSTRIAL FURNACES					
		INSTRUMENTS PLANTS					
		RAILWAY PASSENGER CARS (\$53.0 MILLION)					
		TOTAL	100.0				
		HUNGARY	1965 MAY	CREDIT -- CAPITAL GOODS	10.0(A)	10.0	C
				TRACTORS (\$1.0 MILLION)			
HUNGARY	1968 APR	TELECOMMUNICATIONS EQUIPMENT (\$5.4 MILLION)			C		
		LAMPS, WIRE, TRANSFORMERS (\$1.5 MILLION)			C		
		LINE OF CREDIT					
		ELECTRICAL CONVERTERS, KHUZISTAY					
		TEXTILE PLANTS					
		SHOE FACTORIES					
		MEDICAL ACCESSORIES PLANTS					
		SLAUGHTERHOUSE AND MEAT COMBINE, SHIRKAZ (\$9.7 MILLION)					
		FARM, GOPGAN					
		RAIL CARS (\$6.0 MILLION)					
		TOTAL	40.0(A)	8.3	C		

Secret

Secret

SECRET

TABLE 28

MIDDLE EAST: SUMMARY OF INFORMATION ON COMMUNIST ECONOMIC CREDITS AND GRANTS TO LESS DEVELOPED COUNTRIES BY DATE EXTENDED, 1954 - DECEMBER 1981

COMMUNIST COUNTRY	DATE EXTENDED	PROJECTS	MILLION CURRENT US \$		STATUS
			EXTENDED	DRAWN	
IRAN					
HUNGARY	1968 APR	DATE PROCESSING PLANT (\$12.0 MILLION)			
		TOTAL	57.0	18.3	
POLAND	1958 FEB	CREDIT -- SUGAR MILL, FARIMAH	2.5(A)	2.5	C
	1963	CREDIT -- EXPANSION OF SUGAR MILL	0.9	0.9	C
	1964 FEB	LINE OF CREDIT SUGAR MILLS, ISFAHAN, HOY, BOJNURD, AND KARAJ ELECTRICAL EQUIPMENT (\$0.3 MILLION) COLD STORAGE PLANTS, ISFAHAN, MESHED, TABRIZ (\$4.8 MILLION)	15.0(A)	15.0	C
	1973 MAY	LINE OF CREDIT TWC TEXTILE PLANTS AND EQUIPMENT (\$13.5 MILLION) FOUR SUGAR PLANTS (\$10.0 MILLION) MACHINERY AND EQUIPMENT MANUFACTURED GOODS SUGAR REFINERY, MOGHAN VALLEY (\$12.5 MILLION) SPINNING MILL, KERMANSHAH POWER DEVELOPMENT	102.6	34.5	C C C UC UC
		TOTAL	121.0	52.9	
ROMANIA	1965 OCT	LINE OF CREDIT TRACTORS AND PLOUGHS (\$39.0 MILLION) TRACTOR PLANT, TABRIZ (\$30.0 MILLION) 1ST STAGE 2ND STAGE 1000 RAILWAY CARS (\$10.0 MILLION) ELECTRICAL EQUIPMENT (\$1.0 MILLION) MACHINERY (\$20.0 MILLION)	100.0	70.1	C C C C UC UC

SECRET

TABLE 28

MIDDLE EAST: SUMMARY OF INFORMATION ON COMMUNIST ECONOMIC CREDITS AND GRANTS TO LESS DEVELOPED COUNTRIES BY DATE EXTENDED, 1954 - DECEMBER 1981

COMMUNIST COUNTRY	DATE EXTENDED	PROJECTS	MILLION CURRENT US \$		STATUS*
			EXTENDED	DRAWN	
IRAN					
ROMANIA	1965 OCT	CEMENT PLANTS SODIUM PRODUCTS PLANT, SHIFAZ			C
	1968	CREDIT AGRICULTURAL EQUIPMENT (\$10.0 MILLION) AGRICULTURAL DEVELOPMENT: NASHI (\$15.0 MILLION) FLYWOOD PRODUCTS AND PAPER MILL (\$10.0 MILLION)	35.0	35.0	C C C C
	1976 MAY	CREDIT -- 4000 RAILCARS	45.0	40.0	UC
		TOTAL	180.0	145.1	
USSR	1963	CREDIT -- SILOS	22.3	22.3	C
	1963 JUL	CREDIT -- HYDROELECTRIC AND IRRIGATION D.M., ARAS RIVER	38.9	38.9	C
	1964 DEC	CREDIT -- TABRIZ ELECTRIC POWER STATION	1.7	1.7	C
	1966	TRADE CREDIT PORT EQUIPMENT, BANDAR PAHLAVI (\$1.5 MILLION) COLD STORAGE PLANTS, TEHRAN (\$1.2 MILLION) MACHINERY AND EQUIPMENT	16.6(A)	16.6	C C C
	1966 JAN	LINE OF CREDIT STEEL MILL, ISFAHAN (\$188.9 MILLION) GAS PIPELINE, TECHNICAL SERVICES AND COMPRESSORS (\$77.0 MILLION) MACHINE TOOL PLANT, ARAK (\$23.0 MILLION)	288.9	288.9	C C C C
	1968 JUN	LINE OF CREDIT EXPANSION OF STEEL MILL, ISFAHAN (\$125.0 MILLION) RECONSTRUCTION, JULFA-TABRIZ RAILROAD (\$30.0 MILLION)	177.8	164.1	C UC

Secret

TABLE 28  
MIDDLE EAST: SUMMARY OF INFORMATION ON COMMUNIST ECONOMIC CREDITS AND GRANTS  
TO LESS DEVELOPED COUNTRIES BY DATE EXTENDED, 1954 - DECEMBER 1981

COMMUNIST COUNTRY	DATE EXTENDED	PROJECTS	MILLION CURRENT US \$		STATUS
			EXTENDED	DRAWN	
IRAN	1968 JUN	LEAD AND ZINC SMELTER, KERMAN			C
USSR	1970 OCT	CREDIT -- EIGHT VOCAL ONAL SCHOOLS	10.0	10.0	C
	1970 OCT	TRADE CREDIT -- CAPITAL GOODS 11 PREFABRICATED HOUSING PLANTS, AHMAZ, KERMANSHAH, MESFED, JULFA, ISFAHAN EXPANSION OF MACHINE TOOL PLANT, ARAK (\$13.0 MILLION)	44.4	41.0	C
		CEMENT PLANTS, REY AND LOUSHAN			UC
	1973 APR	CREDIT -- EXPANSION OF STEEL MILL, ISFAHAN	187.6	187.6	C
	1975	CREDIT -- HOUSING PROJECT, AHMAZ	18.0	18.0	C
	1975 APR	CREDIT -- EXPANSION OF STEEL MILL, ISFAHAN THERMAL POWERPLANT	358.0	50.0	UC
		TOTAL	1164.2	839.1	
		EST. MATED MINIMUM TOTAL FOR IRAN	1850.2	1150.3	
IRAQ	1967 AUG	LINE OF CREDIT TELEPHONE NETWORK FOUR EXPERIMENTAL FARMS (\$2.8 MILLION) PETROCHEMICAL PLANTS CANNING PLANT AND COLD STORAGE FACILITIES BRICK PLANT IRRIGATION, KIRKUK (\$2.0 MILLION) AGRICULTURAL EQUIPMENT	14.0(A)	14.0	C
BULGARIA	1970 SEP	CREDIT	12.0	12.0	C

Secret

TABLE 28

MIDDLE EAST: SUMMARY OF INFORMATION ON COMMUNIST ECONOMIC CREDITS AND GRANTS TO LESS DEVELOPED COUNTRIES BY DATE EXTENDED, 1954 - DECEMBER 1981

COMMUNIST COUNTRY	DATE EXTENDED	PROJECTS	MILLION CURRENT US \$		STATUS*
			EXTENDED	DRAWN	
IRAQ	1970 SEP	OIL AND MINERAL SURVEY (\$8.7 MILLION) CANNING PLANT FOUR PASTA PLANTS ONION DEHYDRATING PLANT FOUR GREENHOUSES			C C C C
		TOTAL	26.0	26.0	
CZECHOSLOVAKIA	1969 NOV	CREDIT -- OIL REFINERY, BASRA	27.0	27.0	C
	1972 MAR	LINE OF CREDIT 14 LOCOMOTIVES (32.2 MILLION) BRICK PLANT, KERBALA (\$1.5 MILLION) WATER PURIFICATION STATION, DAHUK (\$1.5 MILLION) FLOUR MILL, MANSURA EXPANSION OF OIL REFINERY, BASRA (\$16.8 MILLION) BRICK PLANT, BASRA (\$1.5 MILLION) FOOTWEAR FACTORY, KUFRA PRESSURE BOTTLE PLANT, BAGHDAD TEXTILE PLANT, MOSUL (\$1.8 MILLION) EIGHT GRAIN MILLS AIRFIELD, NASIRIYA SEWAGE WATER PUMPING AND TREATMENT PLANTS CONCRETE COLUMN PLANT, ABU GRAIB CERAMICS PLANT, RAMADI GEOLOGICAL SURVEY	50.0	50.0	C C C C C C C C C C C C C C C C C
	1977 MAY	CREDIT -- ADDED TO 1972 CREDIT CERAMIC TILE PLANT	50.0	0.5	dc
		TOTAL	127.0	77.5	
EAST GERMANY	1969 JUL	LINE OF CREDIT ELECTRIC WIRE AND CABLE PLANT (\$5.9 MILLION)	84.0	55.5	C

Secret

Secret



TABLE 28

MIDDLE EAST: SUMMARY OF INFORMATION ON COMMUNIST ECONOMIC CREDITS AND GRANTS TO LESS DEVELOPED COUNTRIES BY DATE EXTENDED, 1954 - DECEMBER 1981

COMMUNIST COUNTRY	DATE EXTENDED	PROJECTS	MILLION CURRENT US \$		STATUS*
			EXTENDED	DRAWN	
IRAQ					
EAST GERMANY	1969 JUL	TEXTILE PLANT (\$3.6 MILLION) SUGAR MILL WATER PURIFICATION PLANTS OIL PUMPING STATIONS, N. RUMAYLAH RADIO STATIONS PRINTING EQUIPMENT MEDICAL AND VETERINARY EQUIPMENT (\$2.8 MILLION) 45 DIESEL ELECTRIC STATIONS, NORTHERN IRAQ (\$6.3 MILLION) SEVEN RICE SILOS (\$3.8 MILLION) SHIPYARD, BASRA (\$2.1 MILLION) ROAD CONSTRUCTION EQUIPMENT (\$6.6 MILLION) AGRICULTURAL ASSISTANCE RAILROAD SIGNAL EQUIPMENT (\$18.4 MILLION) PORT CRANES, UMM QASR (\$0.4 MILLION) EDUCATIONAL EQUIPMENT (\$10.0 MILLION) THREE WHEAT MILLS			C UC C C C C C UC UC C C UC
		TOTAL	84.0	55.2	
HUNGARY	1969 OCT	CREDIT -- OIL DRILLING NORTH RUMAYLAH (\$4.0 MILLION) JABBUR (\$4.0 MILLION) SOUTHERN IRAQ (\$2.0 MILLION)	11.2(A)	11.2	C C C
	1970 APR	CREDIT -- MACHINERY LIGHT BULB FACTORY, BAGHDAD (\$2.0 MILLION) 500 BUSES BUS ASSEMBLY PLANT (\$3.0 MILLION) FIVE FLOUR MILLS (\$1.3 MILLION)	30.8	6.8	C C C C
	1972 AUG	LINE OF CREDIT PETROLEUM EQUIPMENT TEN GOLD STORAGE PLANTS (\$5.0 MILLION)	50.0	41.0	UC UC

TABLE 28

MIDDLE EAST: SUMMARY OF INFORMATION ON COMMUNIST ECONOMIC CREDITS AND GRANTS TO LESS DEVELOPED COUNTRIES BY DATE EXTENDED, 1954 - DECEMBER 1981

COMMUNIST COUNTRY	DATE EXTENDED	PROJECTS	MILLION CURRENT US \$		STATUS*	
			EXTENDED	DRAWN		
IRAQ	1972 AUG	SLAUGHTERHOUSE				
		CANNERY				
POLAND	1965 JAN	FOUR BRICK PLANTS			UC	
		SUGAR PLANT, BABYLON (\$6.8 MILLION)			C	
	1969	LOADING FACILITIES, UMM QASR (\$4.0 MILLION)			UC	
		SULFUR PLANT (\$5.0 MILLION)				
	TOTAL		92.0	59.0		
	1971 JAN	CREDIT -- RAILROAD CARS		20.0	20.0	C
		CREDIT -- SUGAR REFINERY, MOSUL		6.9	6.9	C
	1972 AUG	CREDIT -- 200 RAILROAD TANK CARS		2.4(A)	2.4	C
		LINE OF CREDIT		100.0	82.5	C
	PRC	1971 JUN	SULFUR PROJECT EXPANSION, AL-M'SHRAQ (\$27.0 MILLION)			
HARDBOARD FACTORY, ABU SHUKAIR (\$8.5 MILLION)						
TWO BRICK PLANTS (\$2.5 MILLION)						
ASBESTOS PLANT						
CEMENT PLANT, HASKA (\$10.0 MILLION)						
PETROCHEMICAL PLANTS						
SIX WATER TREATMENT STATIONS (\$15.0 MILLION)						
LAND RECLAMATION						
EXPANSION OF FOUR POWER PLANTS (\$15.0 MILLION)						
TOTAL				129.3	111.6	
PRC	1971 JUN	LINE OF CREDIT				
		GEOLOGICAL SURVEY (\$3.0 MILLION)				
		WOOL FACTORY, KIFRI				
		BRIDGE, MOSUL (\$5.0 MILLION)				
TOTAL		45.0	8.0			

Secret

Secret

TABLE 28

MIDDLE EAST: SUMMARY OF INFORMATION ON COMMUNIST ECONOMIC CREDITS AND GRANTS TO LESS DEVELOPED COUNTRIES BY DATE EXTENDED, 1954 - DECEMBER 1981

COMMUNIST COUNTRY	DATE EXTENDED	PROJECTS	MILLION CURRENT US \$		STATUS*
			EXTENDED	DRAWN	
IRAQ					
PRC	1971 JUN	EXPERIMENTAL RICE FARM, BASRA SPORTS COMPLEX, BAGHDAD			S S
		TOTAL	45.0	8.0	
ROMANIA	1971 OCT	CREDIT -- PETROLEUM DEVELOPMENT OIL EXPLORATION, EAST OF 3AGHINAD TECHNICAL ASSISTANCE OILFIELD EQUIPMENT	35.0	24.5	C UC UC
	1976 NOV	LINE OF CREDIT	(F)		
		TOTAL	35.0	24.5	
USSR	1959 MAR	LINE OF CREDIT PHARMACEUTICAL PLANT, SAMARRA (\$8.7 MILLION) AL-HURRIYAH RADIO STATION (\$5.6 MILLION) EAST BAGHDAD TELEPHONE EXCHANGE (\$1.3 MILLION) GEOLOGICAL EQUIPMENT REPAIR SHOP, AL-WAZIRIYAH (\$0.2 MILLION) TECHNICAL ASSISTANCE FOR BROADCASTING AND TELEVISION CENTER (\$3.4 MILLION) PROJECT REPORT FOR 27-STATION MICROWAVE RELAY NET GLASSWARE FACTORY, AR RAMADI (\$6.3 MILLION) TWO GRAIN ELEVATORS, BAGHDAD AND AL KUT (\$1.5 MILLION) CARMING FACTORY, KARBALA (ESTABLISHMENT OF FIVE EXPERIMENTAL FARMS (\$2.3 MILLION) ESTABLISHMENT OF FOUR TRACTOR STATIONS (\$0.8 MILLION) IMPROVEMENT OF RIVER NAVIGATION, SURVEY (\$1.4 MILLION)	137.5	137.5	C C C C C C C C C C C C C C C C C

TABLE 28

MIDDLE EAST: SUMMARY OF INFORMATION ON COMMUNIST ECONOMIC CREDITS AND GRANTS TO LESS DEVELOPED COUNTRIES BY DATE EXTENDED, 1954 - DECEMBER 1958

IRAQ	USSR	COMMUNIST COUNTRY	DATE EXTENDED	PROJECTS	MILLION CURRENT US \$		STATUS*
					EXTENDED	DRAWN	
			1959 MAR	SURVEY OF KIRKUK-AS SULAYMANIYAH RAILROAD (\$3.1 MILLION)			C
				COTTON TEXTILE MILL, AL KUT (\$13.2 MILLION)			C
				KNITTING AND HOSIER, PLANT (\$3.2 MILLION)			C
				GARMENT FACTORY, AL WAZIRIYAH (\$1.1 MILLION)			C
				GEOLOGICAL SURVEY (\$1.4 MILLION)			C
				GEOGRAPHICAL SURVEY (\$1.4 MILLION)			C
				DEVELOPMENT SURVEY (\$2.5 MILLION)			C
				IRRIGATION AND DRAINAGE SURVEYS, SOUTHERN IRAQ (\$4.5 MILLION)			C
				ELECTRICAL EQUIPMENT FACTORY, AL WAZIRIYAH			C
				BASRA SHIPYARD SURVEY (\$1.5 MILLION)			C
				INDUSTRIAL TRAINING PROJECTS (\$1.8 MILLION)			C
				BAGHDAD, ISKANDARIYAH, AL KUT (\$12.9 MILLION)			C
				AGRICULTURAL MACHINERY PLANT, ISKANDARIYAH			C
				STUDIES FOR HADITHA DAM			C
				RAILWAY WORKSHOPS, SHALCHIYA (\$2.2 MILLION)			C
				FISHERIES DEVELOPMENT			C
			1960 MAY	CREDIT -- BAGHDAD-BASRA RAILROAD CONSTRUCTION AND REHABILITATION	45.0	45.0	C
			1962 JUL	CREDIT -- EXTENSION BAGHDAD-BASRA RAILROAD	1.4	1.4	C
			1967 FEB	CREDIT -- AGRICULTURAL EQUIPMENT	4.4(A)	4.4	C
			1969 JUN	TRADE CREDIT PETROLEUM DEVELOPMENT, HALFAYAH PETROLEUM EXPLORATION (\$17.9 MILLION)	54.0(A)	35.0	UC UC
			1969 JUL	TRADE CREDIT PETROLEUM DEVELOPMENT NORTH RUMAYLAH (\$12.6 MILLION)	66.7	66.7	C

Secret

Secret

~~Secret~~

TABLE 28

MIDDLE EAST: SUMMARY OF INFORMATION ON COMMUNIST ECONOMIC CREDITS AND GRANTS TO LESS DEVELOPED COUNTRIES BY DATE EXTENDED, 1954 - DECEMBER 1981

COMMUNIST COUNTRY	DATE EXTENDED	PROJECTS	MILLION CURRENT US \$		STATUS
			EXTENDED	DRAWN	
IRAQ	1969 JUL	RATAWI			C
		SAHR UMAR			C
		AL LUHAIS (\$7.0 MILLION) PIPELINE, RUMAYLAJ TO FAO			C
	1970 JUL	TRADE CREDIT -- AGRICULTURAL EQUIPMENT	2.5(A)	2.5	C
	1970 NOV	TRADE CREDIT AGRICULTURAL AND FOODBUILDING EQUIPMENT	20.0	20.0	C
	1971 APR	LINE OF CREDIT	222.2	213.3	S
		OIL REFINERY, MOSUL (\$23.5 MILLION)			C
		PIPELINE, NORTHERN IRAQ			S
		PIPELINE, BACHDAG-DASRA (\$11.1 MILLION)			S
		PHOSPHATE MINE, AJASHAT SUPERPHOSPHATE FERTILIZER PLANT, AKASHAT (\$40.2 MILLION)			S
	170 DAIRY PLANTS			UC	
	F. SHERIES DEVELOPMENT, UMM QASR			C	
	CEMENT PLANT, SAMAWA (\$11.8 MILLION)			C	
	GLASS FACTORY			C	
	STEEL PLATES PLANT, BASRA			C	
	CANAL, LAKE THARTHAR TO EUFRATES RIVER (\$13.5 MILLION)			UC	
	CANAL, LAKE THARTHAR TO SICRIS RIVER (\$2.8 MILLION)			C	
	K. RRUK HYDROPOWER AND IRRIGATION CANALS (\$20.0 MILLION)			C	
	HYDROPOWER PLANTS			C	
	HARBENDIKAN			S	
	DUKAN (\$11.8 MILLION)			UC	
	THERMAL POWERPLANTS			C	
	HASIRIYAH (\$55.2 MILLION)			C	
	HAIJIBIYAH (\$32.2 MILLION)			C	

~~Secret~~

TABLE 28

MIDDLE EAST: SUMMARY OF INFORMATION ON COMMUNIST ECONOMIC CREDITS AND GRANTS TO LESS DEVELOPED COUNTRIES BY DATE EXTENDED, 1954 - DECEMBER 1981

COMMUNIST COUNTRY	DATE EXTENDED	PROJECTS	MILLION CURRENT US \$		STATUS*
			EXTENDED	DRAWN	
IRAQ					
USSR	1976 MAY	LINE OF CREDIT PETROLEUM DEVELOPMENT, RUMAYLAH WATER INJECTION EQUIPMENT POWER AND IRRIGATION PROJECTS, EUPHRATES RIVER AL FALLUJAH DAM (\$24.0 MILLION) HADITHA DAM (\$24.0 MILLION) INDIA DAM THARHAR IRRIGATION PROJECT, STAGE II (\$84.0 MILLION)	150.0	54.0	UC
		TOTAL	703.7	579.8	S UC UC UC
		ESTIMATED MINIMUM TOTAL FOR IRAQ	1242.0	941.8	
JORDAN					
HUNGARY	1976 NOV		(F)		
		TOTAL			
USSR	1976 JUN	LINE OF CREDIT OIL EXPLORATION (\$4.5 MILLION) RURAL ELECTRIFICATION (\$13.0 MILLION) FIVE TRAINING SCHOOLS (\$13.5 MILLION) IRBID	31.0(1)	4.3	UC UC UC
		TOTAL	31.0	4.3	
		ESTIMATED MINIMUM TOTAL FOR JORDAN	31.0	4.3	
LEBANON					
ROMANIA	1974 FEB	CREDIT -- CEMENT PLANT, SIDLIN	9.2		S
		TOTAL	9.2		
		ESTIMATED MINIMUM TOTAL FOR LEBANON	9.2		

Secret

Secret

TABLE 28

MIDDLE EAST: SUMMARY OF INFORMATION ON COMMUNIST ECONOMIC CREDITS AND GRANTS TO LESS DEVELOPED COUNTRIES BY DATE EXTENDED, 1954 - DECEMBER 1966

COMMUNIST COUNTRY	DATE EXTENDED	PROJECTS	MILLION CURRENT US \$		STATUS*
			EXTENDED	DRAWN	
NORTH YEMEN					
BULGARIA	1965 FEB	GRANT -- AGRICULTURAL SCHOOL AND TECHNICAL SERVICES	0.4	0.4	C
		TOTAL	0.4	0.4	
CZECHOSLOVAKIA	1966 OCT	CREDIT -- RADIO STATION	0.1	0.1	C
		TOTAL	0.1	0.1	
EAST GERMANY	1956 DEC	CREDIT -- TELEPHONE EXCHANGE, SAN'A	0.1	0.1	C
	1965 FEB	CREDIT -- LAND RECLAMATION	5.0	5.0	C
	1965 MAR	CREDIT -- TELEPHONE NETWORK, SAN'A, TAIZ, AND HUDAYDAH	2.0	2.0	C
	1965 OCT	CREDIT -- ELECTRIC GENERATING EQUIPMENT, HUDAYDAH AND SAN'A	0.8(A)	0.8	C
HUNGARY	1966 JAN	GRANT -- TWO RADIO TRANSMITTERS	1.5	1.5	C
	1966 SEP	GRANT -- WHEAT	0.4	0.4	C
	1966 SEP	COMMODITY CREDIT FOR TELEPHONE NETWORK	0.5	0.5	C
		TOTAL	10.3	10.3	
HUNGARY	1964 JUN	GRANT -- SCHOOL, MEDICAL AND HOSPITAL EQUIPMENT	0.3	0.3	C
	1964 JUN	CREDIT -- INDUSTRIAL EQUIPMENT	1.0	1.0	C
	1966 OCT	GRANT -- HOSPITAL EQUIPMENT	1.0	1.0	C
	TOTAL	2.3	2.3		

TABLE 28

MIDDLE EAST: SUMMARY OF INFORMATION ON COMMUNIST ECONOMIC CREDITS AND GRANTS TO LESS DEVELOPED COUNTRIES BY DATE EXTENDED, 1954 - DECEMBER 1981

COMMUNIST COUNTRY	DATE EXTENDED	PROJECTS	MILLION CURRENT US \$		STATUS*	
			EXTENDED	DRAWN		
NORTH YEMEN						
PRC	1958 JAN	LINE OF CREDIT ROAD CONSTRUCTION, SAN'A-HUDAYDAH (\$12.7 MILLION) TEXTILE MILL, SAN'A (\$2.3 MILLION)	15.0	15.0	C	
	1959 JUN	GRANT -- WHEAT (10,000 METRIC TONS)	0.7	0.7	C	
	1963 MAY	GRANT -- WHEAT (1,500 METRIC TONS)	0.2	0.2	C	
	1964 JUN	LINE OF CREDIT ROAD CONSTRUCTION, SAN'A-SA'IDA COMPLETION OF TEXTILE MILL, SAN'A REPAIR OF SAN'A-HUDAYDAH ROAD ALUMINUM FACTORY, TAIZ CIGARETTE FACTORY, HUDAYDAH ROAD CONSTRUCTION, AMRAN-HAJJA 200 WATER WELLS	28.0	28.0	C	
1964 OCT	CREDIT -- COMMODITIES	0.5	0.5	C		
1966 SEP	CREDIT -- COMMODITIES	14.0	14.0	C		
1969	GRANT -- SECONDARY TECHNICAL SCHOOL	0.2(E)	0.2	C		
1972 JUL	LINE OF CREDIT COTTON GIN, HUDAYDAH COTTONSEED OIL PLANT, HUDAYDAH HOSPITAL, TAIZ FARM IMPLEMENTS PLANT LEATHER PLANT IRRIGATION, TIHAMA AGRICULTURAL STATION, BATENA ROAD CONSTRUCTION, AMRAN-HAJJA		21.2	21.2	C	
		1973 JUL	GRANT -- WHEAT (5,000 METRIC TONS)	0.9	0.9	C
		1975 DEC	CREDIT -- TO COMPLETE PROJECTS	27.0	27.0	C

Secret

Secret



Secret

TABLE 28  
MIDDLE EAST: SUMMARY OF INFORMATION ON COMMUNIST ECONOMIC CREDITS AND GRANTS  
TO LESS DEVELOPED COUNTRIES BY DATE EXTENDED, 1954 - DECEMBER 1981

COMMUNIST COUNTRY	DATE EXTENDED	PROJECTS	MILLION CURRENT US \$		STATUS*
			EXTENDED	DRAWN	
NORTH YEMEN					
PRC	1976 DEC	MINERALS SURVEY AGRICULTURAL PROJECT WADI L'HA STADIUM COTTONSEED OIL PLANT, HUDAYDAH ROAD CONSTRUCTION, AMRAN-HAJJA GOVERNMENT OFFICE BUILDINGS, SAN'A (\$2.8 MILLION) ROAD PAVING, SAN'A EXPANSION OF AIRPORT TERMINAL, SAN'A HELIPORT	22.0 129.7 27.0 25.0 20.0	90.2	UC UC C UC UC
ROMANIA	1978 DEC	CREDIT -- CONFERENCE HALL TOTAL	22.0 129.7	90.2	
	1979 FEB	LINE OF CREDIT OIL REFINERY, BAJIL TOTAL	27.0 25.0 20.0		
USSR	1956 JUL	LINE OF CREDIT PORT CONSTRUCTION, HUDAYDAH (\$15.0 MILLION) AIRFIELD CONSTRUCTION, SAN'A (\$5.0 MILLION)	0.7 5.0	0.7 5.0	C C
	1959 MAR	GRANT -- WHEAT (10,000 METRIC TONS)	0.7	0.7	C
	1964 MAR	GRANT HOSPITAL AND CLINIC (\$2.0 MILLION) THREE SCHOOLS (\$3.0 MILLION)	5.0	5.0	C C
	1964 MAR	LINE OF CREDIT HUDAYDAH-MOCHA-TAIZ ROAD (\$28.0 MILLION) CEMENT PLANT, BAJIL (\$10.0 MILLION) FISH PROCESSING PLANT, HUDAYDAH SEVEN FISHING BOATS	72.2	65.4	C C C

Secret

TABLE 28

MIDDLE EAST: SUMMARY OF INFORMATION ON COMMUNIST ECONOMIC CREDITS AND GRANTS TO LESS DEVELOPED COUNTRIES BY DATE EXTENDED, 1954 - DECEMBER 1981

COMMUNIST COUNTRY	DATE EXTENDED	PROJECTS	MILLION CURRENT US \$		STATUS*
			EXTENDED	DRAWN	
NORTH YEMEN					
USSR					
	1964 MAR	LAND RECLAMATION AND COTTON CULTIVATION, TIHAMA (\$9.0 MILLION) GEOLOGICAL SURVEY (\$2.0 MILL CN) SHIPYARD, HUDAYDAH COMMODITIES (\$11.1 MILLION) WATER WELLS GRAIN STORAGE FACILITIES PORT EXPANSION, HUDAYDAH (\$3.6 MILLION) POWER PLANT, HUDAYDAH (\$0.8 MILLION) UNIVERSITY EXPANSION OF CEMENT PLANT, BAJIL (\$0.5 MILLION) PETROLEUM CONTAINER PLANT DREDGING, HUDAYDAH PORT EXPANSION, SALIF			UC UC C C C C C C C C
	1965 JUN	GRANT -- VOCATIONAL INSTITUTES	0.1	0.1	C
	1970 JUL	GRANT -- WHEAT (5,000 METRIC TONS)	0.4	0.4	C
	1973 JUN	GRANT -- WHEAT (5,000 METRIC TONS)	0.9	0.9	C
	1974 APR	CREDIT -- WHEAT (25,000 METRIC TONS)	5.0	5.0	C
	1978 APR	CREDIT EXPANSION OF CEMENT PLANT, BAJIL	38.3	18.0	UC
	1981 SEP	TRADE CREDIT -- WATER FILDS/IRIGALS DEVELOPMENT AERIAL SURVEY OF SAN'A BASIN TWO DAMS, SHARIB AND RAYON GEOLOGICAL SURVEY	14.7		
	1981 NOV	CREDIT -- REPAIRS TO HOLEIDAH-MOCHA ROAD	40.0		
	TOTAL		197.3	115.5	
	ESTIMATED MINIMUM TOTAL FOR NORTH YEMEN		365.1	218.8	

TABLE 28  
MIDDLE EAST: SUMMARY OF INFORMATION ON COMMUNIST ECONOMIC CREDITS AND GRANTS  
TO LESS DEVELOPED COUNTRIES BY DATE EXTENDED, 1954 - DECEMBER 1981

COMMUNIST COUNTRY	DATE EXTENDED	PROJECTS	MILLION CURRENT US \$		STATUS*
			EXTENDED	DRAWN	
SOUTH YEMEN					
BULGAR A	1971 JUL	LINE OF CREDIT SLAUGHTERHOUSE TOMATO PASTE PLANT EIGHT AGRICULTURAL MACHINERY REPAIR WORKSHOPS TANNERY OIL AND MINERALS SURVEY	5.0	5.0	C C C C C C C
	1974 JUL	CREDIT -- LAND RECLAMATION, ABYAN DELTA VEGETABLE AND COTTON CULTIVATION MODEL FARM	5.0	5.0	C
	1979 APR	LINE OF CREDIT	10.0		
		TOTAL	20.0	10.0	
CZECHOSLOVAKIA					
	1973 MAR	CREDIT -- MACHINERY AND EQUIPMENT FOOD PROCESSING EQUIPMENT CONSUMER GOODS SPARE PARTS FOR CONSTRUCTION EQUIPMENT	6.3	6.3	C C C
	1976	CREDIT -- MACHINERY AND EQUIPMENT	6.3	2.0	UC
	1979 APR	LINE OF CREDIT	28.0		
		TOTAL	40.6	8.3	
EAST GERMANY					
	1969 OCT	LINE OF CREDIT PROJECT AID (\$12.0 MILLION) GLASS FACTORY, ROAD, ADEN-MUKALLA TELEPHONE EXCHANGE, MUKALLA (\$0.1 MILLION), FLOUR MILLS, ADEN AND MUKALLA VEGETABLE OIL FACTORY (\$0.2 MILLION) BISCUIT FACTORY (\$3.0 MILLION)	24.0	24.0	S C C C

TABLE 28

MIDDLE EAST: SUMMARY OF INFORMATION ON COMMUNIST ECONOMIC CREDITS AND GRANTS TO LESS DEVELOPED COUNTRIES BY DATE EXTENDED, 1954 - DECEMBER 1981

COMMUNIST COUNTRY	DATE EXTENDED	PROJECTS	MILLION CURRENT US \$		STATUS*
			EXTENDED	DRAWN	
SOUTH YEMEN					
EAST GERMANY	1969 OCT	PLASTICS PLANT (\$0.3 MILLION) MODEL FARM			C
		TRANSMITTERS (\$0.7 MILLION)			C
		COMMODITIES (\$12.0 MILLION)			C
	1977 JUN	GRANT -- CASH	2.9	2.9	C
	1978 APR	CREDIT -- CONSUMER GOODS	(F)		
	1978 APR	CREDIT -- FISHERIES DEVELOPMENT	(F)		
	1980 MAY	CREDIT	15.0	2.0	
		TOTAL	41.9	28.9	
HUNGARY					
	1973	GRANT -- MEDICAL EQUIPMENT	0.1(E)	0.1	C
	1973 MAR	CREDIT AGRICULTURAL DEVELOPMENT, WADI MAYFA (\$3.0 MILLION)	5.0(E)	5.0	C
		MEDICAL EQUIPMENT (\$1.0 MILLION)			C
	1978 JUL	CREDIT BUSES (\$3.3 MILLION) EQUIPMENT FOR CEMENT PLANT (\$0.1 MILLION) POULTRY FARMS (\$1.5 MILLION) MEDICAL EQUIPMENT (\$1.0 MILLION)	5.9(E)	1.0	UC UC UC
		TOTAL	11.0	6.1	
POLAND					
	1973 MAR	CREDIT FISHERIES ASSISTANCE INDUSTRIAL PROJECTS OIL SURVEY	(F)		

~~Secret~~

TABLE 28

MIDDLE EAST: SUMMARY OF INFORMATION ON COMMUNIST ECONOMIC CREDITS AND GRANTS TO LESS DEVELOPED COUNTRIES BY DATE EXTENDED, 1954 - DECEMBER 1981

COMMUNIST COUNTRY	DATE EXTENDED	PROJECTS	MILLION CURRENT US \$		STATUS*
			EXTENDED	DRAWN	
SOUTH YEMEN					
POLAND	1973 MAR	GRANT -- FISHING BCATS		(F)	
		TOTAL			
PRC	1968 SEP	LINE OF CREDIT FOREIGN EXCHANGE (\$1.8 MILLION) PROJECTS (\$9.6 MILLION) ROAD, UMAIN-MAHFAD (\$7.2 MILLION) 15 WATER WELLS COMMODITIES (\$3.6 MILLION)	12.0	12.0	C C C C C C
	1970 AUG	LINE OF CREDIT ROAD, MAHFAD-MJKALLA (\$15.0 MILLION) TEXTILE MILL COMPLEX (\$6.3 MILLION) FARM TOOLS AND HARDWARE PLANT, KHORMAKSAR MODEL FARM FISHERIES ASSISTANCE, MUKALLA SIX TRAWLERS FIVE COLD STORAGE PLANTS FREEZING PLANT SALT FACTORY, KHORMAKSAR (\$2.0 MILLION) MINERAL AND OIL SURVEYS 185 WATER WELLS	43.2	43.2	C C C C C C C C C C C C C C
	1972 JUL	LINE OF CREDIT COMMODITIES RICE (\$5.1 MILLION) WHEAT ROAD, SHIHR-SAYHU -- HAUF CLASS PLANT	22.2	3.9	C CS UC C
	1974 OCT	CREDIT -- HOSPITAL, ADEN	1.5(E)	1.5	C
	1977 JAN	CREDIT -- ADDED TO COMPLETE PROJECTS	12.5		
	1978 JUN	CREDIT -- HARD CURRENCY	5.0	5.0	C
		TOTAL	96.4	65.6	

~~Secret~~

TABLE 28  
 MIDDLE EAST: SUMMARY OF INFORMATION ON COMMUNIST ECONOMIC CREDITS AND GRANTS  
 TO LESS DEVELOPED COUNTRIES BY DATE EXTENDED, 1954 - DECEMBER 1981

COMMUNIST COUNTRY	DATE EXTENDED	PROJECTS	MILLION CURRENT US \$		STATUS*
			EXTENDED	DRAWN	
SOUTH YEMEN	1971 JUL	CREDIT -- 500 TRACTORS	1.3(E)		
	1971 JUL	LINE OF CREDIT LAND RECLAMATION AND IRRIGATION POULTRY FARM CEMENT PLANT (\$5.0 MILLION) OIL AND MINERALS SURVEY	10.0(E)	2.2	S S UC
USSR		TOTAL	11.3	2.2	
	1969 FEB	GRANT -- MEDICAL EQUIPMENT	0.6	0.6	C
	1969 FEB	GRANT -- FISHING INDUSTRY THREE FISHING BOATS FISHING SURVEY	6.0	6.0	S C C
		FISH CANNING FACTORY, MUKALLA (\$0.2 MILLION) TRAINING AND RESEARCH CENTER, MUKALLA 70 DIESEL ENGINES			C C C
	1969 FEB	LINE OF CREDIT RESEARCH, EXPLORATION AND PLANNING IRRIGATION SCHEME, HADHRAMAUT VALLEY (\$2.2 MILLION)	7.8	7.8	C C
		THREE MACHINERY WORKSHOPS EIGHT IRRIGATION DAMS WATER WELLS RADIO TRANSMITTER, ADEN COMMODITIES (\$2.2 MILLION) RECLAMATION, RUDU			C C C C C C
1972 NOV	LINE OF CREDIT GEOLOGICAL PROSPECTING THERMAL POWERPLANT, ADEN (\$17.3 MILLION) CHILDREN'S HOSPITAL (\$6.9 MILLION) MATERNITY HOSPITAL	33.3	39.6	S C S C	

Secret

Secret

TABLE 28

MIDDLE EAST: SUMMARY OF INFORMATION ON COMMUNIST ECONOMIC CREDITS AND GRANTS TO LESS DEVELOPED COUNTRIES BY DATE EXTENDED, 1954 - DECEMBER 1961

COMMUNIST COUNTRY	DATE EXTENDED	PROJECTS	MILLION CURRENT US \$		STATUS*
			EXTENDED	DRAWN	
SOUTH YEMEN					
USSR	1972 NOV	OIL EXPLORATION COMMODITIES AIRFIELD EXPANSION, ADEN (\$6.0 MILLION) MODEL FARM VOCATIONAL TRAINING CENTER, MUKALLA GEOLOGICAL TRAINING CENTER, ADEN FISHING PORT, ADEN			
	1973 AUG	GRANT 100 TRUCKS RICE (1,000 METRIC TONS) SUGAR (1,000 METRIC TONS)	0.9(E)	0.9	C C C
	1974 JUL	CREDIT -- ADDED TO 1972 CREDIT AIRFIELD, SAYUN FISHING PORT CONSTRUCTION, HUJAJ GEOLOGICAL PROSPECTING VOCATIONAL TRAINING SCHOOL FIVE TRAWLERS (\$7.8 MILLION)	34.3	34.3	C C C C C
	1976 MAY	LINE OF CREDIT THERMAL POWERPLANT, ADEN AGRICULTURE AND LAND RECLAMATION, HADHRAMAUT	23.8	6.0	UC UC
	1978	GRANT -- PARTY SCHOOL	0.5(E)	0.5	UC
	1978 FEB	LINE OF CREDIT CEMENT PLANT OIL DEVELOPMENT (\$55.0 MILLION)	85.0	20.0	UC
	1978 SEP	GRANT -- COMMODITIES	5.0(E)	5.0	C
		TOTAL	203.5	20.7	
		ESTIMATED MINIMUM TOTAL FOR SOUTH YEMEN	424.7	241.8	

TABLE 28

MIDDLE EAST: SUMMARY OF INFORMATION ON COMMUNIST ECONOMIC CREDITS AND GRANTS TO LESS DEVELOPED COUNTRIES BY DATE EXTENDED, 1954 - DECEMBER 1963

COMMUNIST COUNTRY	DATE EXTENDED	PROJECTS	MILLION CURRENT US \$		STATUS*
			EXTENDED	DRAWN	
SYRIA					
BULGARIA	1966 JUN	LINE OF CREDIT 33 SMALL DAMS FOOD PROCESSING CATTLE BREEDING STATIONS WINE DISTILLERY, AS-SUNAYDA (50.2 MILLION) PHOSPHATE INDUSTRY DEVELOPMENT, (53.0 MILLION) AL SHARQIYA GRAIN SILO, LATAKIA TOBACCO PROCESSING MACHINERY 50.1 MILLION COMMUNICATIONS PROJECT REFRIGERATED WAREHOUSING BRIDGE, ORONTES RIVER (52.5 MILLION)	15.0(A)	15.0	C
	1974 DEC	CREDIT AGRICULTURAL INDUSTRY (50.0 MILLION) PUMPING STATION AND CANALS, BALUKH PHOSPHATE CRUSHING PLANT, PALMYRA RESERVOIRS, RASTAN AND MAHARDI IRRIGATION SYSTEMS, ASHARNE AND EL TABBIN	73.0	25.0	C C C C C C C
		TOTAL	88.0	40.0	C C C
CZECHOSLOVAKIA	1955 JUL	CREDIT -- CHINA FACTORY	0.2	0.2	C
	1955 JUL	CREDIT -- SUGAR REFINERY, DAMASCUS	1.3	1.3	C
	1955 JUL	CREDIT -- TWO CEMENT PLANTS	4.5	4.5	C
	1956 DEC	CREDIT -- SUGAR REFINERY, HCMC	1.3	1.3	C
	1957 MAR	CREDIT -- SUGAR REFINERY, DAMASCUS	1.1	1.1	C
	1957 MAR	CREDIT -- PETROLEUM REFINERY, HOVS	11.3(A)	11.3	C
	1960 DEC	CREDIT -- MUNICIPAL DEVELOPMENT	2.8	2.8	C

Secret

Secret





TABLE 28

MIDDLE EAST: SUMMARY OF INFORMATION ON COMMUNIST ECONOMIC CREDITS AND GRANTS TO LESS DEVELOPED COUNTRIES BY DATE EXTENDED, 1954 - DECEMBER 1981

COMMUNIST COUNTRY	DATE EXTENDED	PROJECTS	MILLION CURRENT US \$		STATUS*
			EXTENDED	DRAWN	
SYRIA					
EAST GERMANY	1966 APR	LINE OF CREDIT FOUNDRY PORT EQUIPMENT, TARTUS WATER PURIFICATION AND STORAGE EQUIPMENT (\$0.6 MILLION) THREE CEMENT PLANTS (\$6.0 MILLION) POWER TRANSMISSION EQUIPMENT (\$6.2 MILLION) PAPER MILL EQUIPMENT FIVE AUTOMATIC FLOUR MILLS (\$2.5 MILLION) HIGHWAY CONSTRUCTION EQUIPMENT (\$3.0 MILLION) AID TO HIGHER EDUCATION (\$5.5 MILLION) TOBACCO PLANT PH. TAG HOUSING PLANT	25.0(A)	25.0	C C C C C C C C
	1975 APR	LINE OF CREDIT TRACTOR PLANT, ALEPPO COTTON SPINNING MILL, AL HASAKAH (\$5.0 MILLION) ROLLING MILL CEMENT PLANTS (\$37.0 MILLION) ALEPPO, DAMASCUS, HAMA TEN FLOUR MILLS (\$30.0 MILLION)	72.0(J)	60.2	C C C C
	1978 JUN	LINE OF CREDIT POWER PLANT (\$30.0 MILLION) RURAL ELECTRIFICATION (\$25.0 MILLION) TRANSMISSION LINES 50 URBAN SUBSTATIONS HOSPITAL EQUIPMENT AGRICULTURAL REPAIR STATIONS LIGHT BULB PLANT CEMENT PLANTS, ADRA, MUSLAMIYEH, TARTOUS	100.0	5.0	C C C C C C C C C C
	1973 JUN	TRADE CREDIT	250.0	5.0	C
		TOTAL	450.8	99.0	C

TABLE 28

MIDDLE EAST: SUMMARY OF INFORMATION ON COMMUNIST ECONOMIC CREDITS AND GRANTS TO LESS DEVELOPED COUNTRIES BY DATE EXTENDED, 1954 - DECEMBER 1981

COMMUNIST COUNTRY	DATE EXTENDED	PROJECTS	MILLION CURRENT US \$		STATUS*
			EXTENDED	DRAWN	
SYRIA					
HUNGARY	1966 AUG	LINE OF CREDIT TELEPHONE NETWORK (\$1.0 MILLION) 30 WATER TOWERS, DAMASCUS BICYCLE PLANT CEMENT PLANT THREE CANNERIES, DAYR AZ-ZAYR, IDLIB (\$5.4 MILLION) POULTRY COMP.EX (\$5.4 MILLION)	14.0	11.8	C
	1974 MAR	CREDIT -- ADDED TO 1966 CREDIT LIGHT BULB FACTORY, ALEPPO (\$4.5 MILLION) PORT EQUIPMENT AGRICULTURAL MACHINERY TEXTILE MILLS (\$0.5 MILLION) DISTILLATION PLANT (\$0.2 MILLION) WIRE AND CABLE PLANT (\$6.7 MILLION)	12.0	12.0	C
		TOTAL	6.0	23.8	
POLAND	1965 JUN	LINE OF CREDIT (K) SLAUGHTERHOUSE, ALEPPO (\$0.8 MILLION) PHOSPHATE MINE EXPLOITATION (\$5.0 MILLION) STEEL ROLLING MILL HAMA (\$5.0 MILLION) SPINNING MILL, ALEPPO IRON ORE EXPLORATION GLASSWARE PLANT TELEPHONE ASSEMBLY PLANT RAIL CARS (\$4.5 MILLION) FOUNDRY, ALEPPO (\$4.0 MILLION)	25.0	22.0	C
	1973 AUG	CREDIT -- ADDED TO 1965 CREDIT SLAUGHTERHOUSES HOMS HAMA LATAKIA	15.0		C

TABLE 28

MIDDLE EAST: SUMMARY OF INFORMATION ON COMMUNIST ECONOMIC CREDITS AND GRANTS TO LESS DEVELOPED COUNTRIES BY DATE EXTENDED, 1954 - DECEMBER 1981

COMMUNIST COUNTRY	DATE EXTENDED	PROJECTS	MILLION CURRENT US \$		STATUS*
			EXTENDED	DRAWN	
SYRIA					
	1973 AUG	BREAD FACTORY CIGARETTE FACTORY SUGAR PLANT FERTILIZER PLANT RAILROAD REPAIR SHOP WATER DISTILLATION PLANTS CANALS TWO TEXTILE MILLS (\$10.4 MILLION)	40.0	22.0	C
		TOTAL	16.3	16.3	C
PRC	1963 MAY	LINE OF CREDIT COMMODITIES (\$9.3 MILLION) COTTON TEXTILE MILL, HAMA (\$3.6 MILLION) YARN SPINNING MILL, HAMA (\$3.4 MILLION)	45.0	45.0	C
	1972 MAY	LINE OF CREDIT YARN FACTORIES IDLIB (\$4.9 MILLION) DAYR AZ-ZAWR (\$4.9 MILLION) EXPANSION OF YARN FACTORY, HAMA (\$3.6 MILLION) SPORTS ARENA, DAMASCUS (\$10.0 MILLION) COMMODITIES			C
	1973 OCT	GRANT -- WHEAT (12,000 METRIC TONS)	2.2	2.2	C
	1973 OCT	GRANT -- FOREIGN EXCHANGE	6.0	6.0	C
		TOTAL	69.5	69.5	C
ROMANIA	1968 JUN	CREDIT -- MACHINERY AND EQUIPMENT OIL PUMPS (\$0.3 MILLION) TWO PHOSPHATE PLANTS, AL-SHAFIYYAH AND KHANUFIS (\$16.3 MILLION)	25.0	25.0	C

Secret

TABLE 28  
MIDDLE EAST: SUMMARY OF INFORMATION ON COMMUNIST ECONOMIC CREDITS AND GRANTS  
TO LESS DEVELOPED COUNTRIES BY DATE EXTENDED, 1954 - DECEMBER 1981

COMMUNIST COUNTRY	DATE EXTENDED	PROJECTS	MILLION CURRENT US \$		STATUS*
			EXTENDED	DRAWN	
SYRIA					
ROMANIA	1968 JUN	OILFIELD EQUIPMENT (\$7.8 MILLION) ORE HANDLING FACILITIES, TARTUS (\$0.6 MILLION)			C C
	1972 OCT	CREDIT -- ORE HANDLING FACILITIES, TARTUS	18.0	18.0	C
	1972 OCT	CREDIT -- ADDED TO 1968 CREDIT PETROLEUM REFINERY, TARTUS CHEMICAL EQUIPMENT OIL EXPLORATION MINERAL OIL PLANT CEMENT PLANTS, ALEPPO, HAMA, HOMS FLOUR MILLS BRICK PLANT TANNERY (\$5.0 MILLION) SUGAR REFINERIES BREWERY WATER PURIFICATION PLANT TRACTOR ASSEMBLY PLANT DAIRY COMPLEX, ALEPPO FOOD AND LIGHT INDUSTRIAL EQUIPMENT AGRICULTURAL AND IRRIGATION MACHINERY FOR LAND RECLAMATION EXPANSION OF PHOSPHATE PLANT, KHANLFIS (\$12.0 MILLION)	75.0	30.0	UC UC C
	1972 OCT	CREDIT -- OIL REFINERY, BANIAS MACHINERY AND EQUIPMENT (\$121.1 MILLION) FOREIGN EXCHANGE TO PURCHASE EQUIPMENT AND SERVICES FROM THIRD COUNTRIES (\$57.5 MILLION)	178.6(A)	178.6	C
	1974 SEP	CREDIT -- AL-TARBAL SUPERPHOSPHATE COMPLEX, HOMS MACHINERY AND EQUIPMENT (\$62.6 MILLION) FOREIGN EXCHANGE TO PURCHASE EQUIPMENT AND	95.6(A)	95.6	C C

Secret

TABLE 28

MIDDLE EAST: SUMMARY OF INFORMATION ON COMMUNIST ECONOMIC CREDITS AND GRANTS TO LESS DEVELOPED COUNTRIES BY DATE EXTENDED, 1954 - DECEMBER 1981

COMMUNIST COUNTRY	DATE EXTENDED	PROJECTS	MILLION CURRENT US \$		STATUS#
			EXTENDED	DRAWN	
SYRIA	1974 SEP	SERVICES FROM THIRD COUNTRIES (\$33.0 MILLION)	392.2	347.2	C
USSR	1957 OCT	TOTAL	100.0	100.0	C
		LINE OF CREDIT			C
		EUPHRATES VALLEY SURVEYS (\$1.3 MILLION)			C
		ORONTES RIVER AND CHAB VALLEY DEVELOPMENT			C
		OTHER AGRICULTURAL SURVEYS (\$3.6 MILLION)			C
		LATAKIA-QAMISHLI RAILROAD, (\$40.0 MILLION)			C
		NITRATE FERTILIZER FACTORY, HOMS (\$13.5 MILLION)			C
		PETROLEUM EXPLORATION AND GEOLOGICAL SURVEY (\$17.8 MILLION)			C
		PIPELINE DESIGN, KARACHUK-TARTUS			C
		FORESTRY RESEARCH CENTER, LATAKIA			C
		DRY FARMING RESEARCH CENTER, QAMISHLI			C
		COTTON RESEARCH CENTER, RAQQA			C
		PASTAN ELECTRIC POWER STATION (\$1.2 MILLION)			C
		TOPOGRAPHICAL SURVEY (\$0.5 MILLION)			C
		GEOLOGICAL STUDIES (\$1.0 MILLION)			C
		BRIDGE STUDIES			C
		CONCRETE REINFORCING ROD PLANT			C
		PETROLEUM PRODUCTS STORAGE			C
		LOCOMOTIVES, SWITCHING ENGINES, RAILROAD CARS (\$11.0 MILLION)			C
	1966 DEC	CREDIT -- EUPHRATES DAM, IABQA, STAGE I	133.3	133.3	C
	1970	CREDIT -- TELECOMMUNICATIONS EQUIPMENT	(F)		C
	1971 FEB	GRANT -- EXPERIMENTAL FARM, MASKANAH	0.3	0.3	C
	1972 FEB	LINE OF CREDIT	55.2	55.2	C
		PETROLEUM DEVELOPMENT (\$30.0 MILLION)			C
		RAILROAD AND WATER RESOURCE DEVELOPMENT (\$25.2 MILLION)			C

Secret

Secret

TABLE 28  
MIDDLE EAST: SUMMARY OF INFORMATION ON COMMUNIST ECONOMIC CREDITS AND GRANTS  
TO LESS DEVELOPED COUNTRIES BY DATE EXTENDED, 1954 - DECEMBER 1981

COMMUNIST COUNTRY	DATE EXTENDED	PROJECTS	MILLION CURRENT US \$		STATUS*
			EXTENDED	DRAWN	
SYRIA					
USSR	1972 FEB	DAMASCUS-HOMS-ALEPPO RAILWAY (\$11.0 MILLION) WATER PURIFICATION, ALEPPO (\$1.2 MILLION) PAMYRA-HOMS RAILWAY TARTUS-HOMS RAILWAY	28.8	28.8	C C C C
	1972 JUL	LINE OF CREDIT ELECTRIFICATION (\$18.0 MILLION) POWERLINES TARQA-ALEPPO-LATAKIA, TARTUS-LATAKIA, HAMA-HOMS-TARTUS, TABQA-HAMA-DAMASCUS IRRIGATION AND LAND RECLAMATION (\$10.8 MILLION)			C C C
	1974 APR	LINE OF CREDIT IRRIGATION AND LAND RECLAMATION, NAIR AL-KABIR (\$19.8 MILLION) PORT EXPANSION, LATAKIA (\$36.5 MILLION) EUFRATES DAM, STAGE II (B) (\$50.0 MILLION) GRAPE PROCESSING PLANT (\$1.9 MILLION) FISHERIES DEVELOPMENT, AL-ASAD LAKE PETROCHEMICAL LAB, RUMAILAN	143.0(E)	120.5	UC UC C UC UC UC
	1975 JAN	CREDIT -- ADDED TO 1972 CREDIT FOR LAND RECLAMATION	7.3	7.3	C
	1976 JUN	LINE OF CREDIT PETROLEUM DEVELOPMENT (\$46.2 MILLION) IRRIGATION AND LAND RECLAMATION, MEXKENE BASIN POWERLINES PHOSPHATE DEVELOPMENT, PALMYRA BRIDGES, DJERABLOUS AND ABU KEMAL RAILROAD PROJECTS DEIR ES ZOR-ABU KEMAL TARTOUS-LATAKIA	300.0(E)	64.0	C UC
	TOTAL		767.9	509.4	S S

TABLE 28

MIDDLE EAST: SUMMARY OF INFORMATION ON COMMUNIST ECONOMIC CREDITS AND GRANTS TO LESS DEVELOPED COUNTRIES BY DATE EXTENDED, 1954 - DECEMBER 1981

COMMUNIST COUNTRY	DATE EXTENDED	PROJECT	ESTIMATED MINIMUM TOTAL FOR SYRIA	MILLION CURRENT US \$	STATUS*	
				EXTENDED	DRAWN	
			1991.6	1251.6		
TURKEY						
BULGARIA	1978 APR	TRADE CREDIT -- INDUSTRIAL RAW MATERIALS		35.0	20.0	UC
		TOTAL		35.0	20.0	
CZECHOSLOVAKIA	1955 APR	CREDIT -- 150 RAILROAD CARS		5.0	5.0	C
	1956 JAN	CREDIT -- TEXTILE MILL, ISTANBUL		0.7	0.7	C
	1957 JUL	CREDIT -- EQUIPMENT FOR DIESEL ENGINE FACTORY, ISTANBUL		0.7(A)	0.7	C
	1958	CREDIT -- CERAMICS PLANTS, BOZJYUK AND YARIMCA		3.4	3.4	C
	1976	**FRAMEWORK AGREEMENT				
	1976 SEP	**CREDIT -- THERMAL POWERPLANTS, SOMA AND ELBISTAN		(F)		
	1976 SEP	**CREDIT -- MACHINE TOOL PLANTS, KAYSERI AND TOKAT		38.0		
	1980 AUG	**CREDIT -- EQUIPMENT FOR SOMA POWERPLANT		140.0		
EAST GERMANY		TOTAL		187.8	9.8	
	1978 AUG	LINE OF CREDIT		50.0		
		TOTAL		50.0		
HUNGARY	1956 MAR	CREDIT -- VEGETABLE OIL PLANT, ISTANBUL		0.1(A)	0.1	C
		TOTAL		0.1	0.1	
POLAND	1958 DEC	CREDIT -- TEXTILE DYE PLANT, IARSUS		3.0	3.0	C

Secret

Secret



Secret

TABLE 28

MIDDLE EAST: SUMMARY OF INFORMATION ON COMMUNIST ECONOMIC CREDITS AND GRANTS TO LESS DEVELOPED COUNTRIES BY DATE EXTENDED, 1954 - DECEMBER 1981

COMMUNIST COUNTRY	DATE EXTENDED	PROJECTS	MILLION CURRENT U.S. \$		STATUS
			EXTENDED	DRAWN	
TURKEY	1963 OCT	CREDIT -- BORAX AND BORIC ACID PLANT, HIZILBUYUK	0.8(A)	0.8	C
	1969 JUN	CREDIT -- FOUR SHI. S	5.6	5.6	C
	1972 JAN	CREDIT -- TEXTILE MILL MACHINERY	2.7	2.7	C
	1972 JAN	CREDIT -- MACHINERY AND EQUIPMENT FOR TUNGBILICK POWER PLANT	35.0(E)	35.0	C
	1972 JUN	CREDIT -- SODA ASH PLANT, MERSIN	10.5	10.5	C
	1973 MAR	CREDIT -- TEXTILE MILL, HAYSA	2.9	2.9	C
	1975 SEP	CREDIT -- 120 LOADERS FOR ROAD CONSTRUCTION	2.8	2.8	C
	1980 APR	CREDIT POWERPLANT, YATAGAN (SCH.7 MILLION); POWERPLANT, YENIKOY (\$152.5 MILLION)	217.0	5.0	C
		TOTAL	286.5	286.5	
	ROMANIA	1975 AUG	**FRAMEWORK AGREEMENT		
1976 JUN		**CREDIT -- PETROLEUM REFINERY AND OILFIELD EQUIPMENT	200.0	20.0	C
USSR		TOTAL	200.0	20.0	
	1958 FEB	CREDIT -- ROAD CONSTRUCTION EQUIPMENT	2.0	2.0	C
	1958 AUG	CREDIT -- FLOUR MILL	0.2	0.2	C
	1959 JUN	CREDIT -- TEXTILE MILLS	3.0	3.0	C
	1967 MAR	LINE OF CREDIT	200.0	200.0	C

Secret

TABLE 28

MIDDLE EAST: SUMMARY OF INFORMATION ON COMMUNIST ECONOMIC CREDITS AND GRANTS TO LESS DEVELOPED COUNTRIES BY DATE EXTENDED, 1954 - DECEMBER 1981

COMMUNIST COUNTRY	DATE EXTENDED	PROJECTS	MILLION CURRENT US \$		STATUS*
			EXTENDED	DRAWN	
USSR	1967 MAR	STEEL MILL, ISKENDERUN, STAGE I (\$97.0 MILLION)			C
		ALUMINUM PLANT, SEYDISEHIR (\$64.0 MILLION)			C
		POWER PLANT, OYMAPINAR (\$25.0 MILLION)			CS
		SULPHURIC ACID PLANT, BANDIRNA (\$2.4 MILLION)			C
		PETROLEUM REFINERY, IZMIR (\$24.2 MILLION)			C
		FIBERBOARD PLANT, ARTVIN (\$2.9 MILLION)			C
		TRADE CREDIT -- STEEL MILL, ISKENDERUN	46.0	46.0	C
		CREDIT -- ADDED TO 1967 CREDIT	120.0	120.0	C
		STEEL MILL, ISKENDERUN, STAGE I			C
		CREDIT -- STEEL MILL, ISKENDERUN, STAGE I	158.0	158.0	C
TURKEY	1975 JUL	FRAMEWORK AGREEMENT (L)			UC
		STEEL MILL, ISKENDERUN, STAGE III		30.0	S
		SEYDISEHIR ALUMINUM COMPLEX EXPANSION (\$200.0 MILLION)	650.0		
		THERMAL POWER PLANTS			
		KELES (\$43.0 MILLION)			
		ORHANELI (\$53.0 MILLION)			
		HYDROGEN PEROXIDE PLANT (\$8.4 MILLION)			
		**CREDIT	550.0		
		HEAVY ELECTRICAL MACHINERY PLANT (\$87.0 MILLION)			
		TRANSFORMER AND GENERATOR PLANT			
EXPANSION OF ALIAGA REFINERY, IZMIR					
IRON ORE PELLET PLANT, HASAN CELEBI					
PESTICIDES PLANT					
1978 MAR	**CREDIT -- OIL RESEARCH	70.0	30.0	UC	
1979 JUN	**CREDIT	1600.0			
TOTAL	3399.2	589.2			
ESTIMATED MINIMUM TOTAL FOR TURKEY	4152.6	707.4			
ESTIMATED MINIMUM TOTAL FOR MIDDLE EAST	12954.5	6354.8			

Secret

Secret

TABLE 28

MIDDLE EAST: SUMMARY OF INFORMATION ON COMMUNIST ECONOMIC CREDITS AND GRANTS TO LESS DEVELOPED COUNTRIES BY DATE EXTENDED, 1954 - DECEMBER 1981

NOTE: Credits on which repayment terms are known to be less concessionary than those normally associated with aid (25 percent grant element) have been designated as trade credits. We have included in this category those credits repayable in a minimum of five years (which do not meet the aid criteria) and are clearly designed to promote trade.

\* Symbols used in table 28 have the following meanings: S - under survey. UC - under construction or being implemented, CS - construction suspended, and C - completed.

\*\*This aid comes under framework agreement which call for long-term economic cooperation without identifying specific projects or the value of assistance provided. With few exceptions, these agreements appear to be open-ended. As credits are assigned to specific projects under the framework agreements, they will be listed separately by date and will be identified with a double asterisk (\*\*) preceding the entry.

(A) The amount extended reflects an adjustment for downpayments.

(B) In 1980 the 1964 credit was reduced to the level of drawings, and the credit, originally denominated in Swiss francs, was reinstated at the new dollar-frank rate.

(C) Credit originally for \$225.0 million reduced by \$9.0 million, the amount saved during construction.

(D) Includes \$44.4 million of credits originally extended in 1963, but incorporated in the line of credit in 1974.

(E) Minimum estimated value.

(F) The amount extended is not known.

(G) Credit, originally for \$84.0 million, was for delivery of 33 ships; it was reduced to the amount delivered by 1969 because the contract was believed to have been cancelled. This amount also reflects an adjustment for down payment.

(H) The \$20 million agreement signed in 1972 is believed to include a \$10 million credit extended in 1967 for similar projects.

(I) Subsumed \$5.5 million credit extended in 1969.

(J) Extended to replace \$25 million 1969 credit that expired in 1975.

(K) Extended to replace \$15 million 1962 credit that expired in 1964.

(L) Value of individual projects will be determined by separate agreements.

TABLE 29

SOUTH ASIA: SUMMARY OF INFORMATION ON COMMUNIST ECONOMIC CREDITS AND GRANTS TO LESS DEVELOPED COUNTRIES BY DATE EXTENDED, 1954 - DECEMBER 1981

COMMUNIST COUNTRY	DATE EXTENDED	PROJECTS	MILLION CURRENT US \$		STATUS*
			EXTENDED	DRAWN	
AFGHANISTAN					
BULGARIA	1973 JUL	LINE OF CREDIT	8.0(A)	7.2	C
		FRUIT AND VEGETABLE PROCESSING PLANTS, KANDAHAR			
		POULTRY FARM (\$2.5 MILLION)			C
		SHEEP BREEDING			C
		COLD STORAGE PLANT			UC
		TWO FURNITURE FACTORIES			
	1979	CREDIT -- ADDED TO 1973 CREDIT	35.0		
		EXPANSION OF KANDAHAR FRUIT CANNERY (\$0.4 MILLION)			
		TANNERY			
		SLAUGHTER HOUSE			
		LIVESTOCK FARM (\$0.5 MILLION)			
		SIX BRICK PLANTS			
		WINERY, KABUL			
		FISH FARM			
		1,000-HEAD DAIRY			
		FUR PROCESSING PLANT			
		TOTAL	43.0	7.2	S
CZECHOSLOVAKIA					
	1954 AUG	LINE OF CREDIT	5.0	5.0	C
		CEMENT PLANT, JABAL-US-SIRAJ (\$1.3 MILLION)			C
		FRUIT CANNERY, KANDAHAR (\$0.8 MILLION)			C
		CEMENT PLANT, PUL-I-KHUMRI (\$2.9 MILLION)			C
	1961 JAN	CREDIT -- EXPANSION OF PUL-I-KHUMRI CEMENT PLANT	1.0	1.0	C
	1961 FEB	GRANT -- TECHNICAL ASSISTANCE	0.3	0.3	C
	1966 NOV	CREDIT -- MEDICAL FACILITIES AND EQUIPMENT	1.2	1.2	C
	1973 DEC	LINE OF CREDIT	20.0	16.3	C

Secret

Secret

TABLE 29

SOUTH ASIA: SUMMARY OF INFORMATION ON COMMUNIST ECONOMIC CREDITS AND GRANTS TO LESS DEVELOPED COUNTRIES BY DATE EXTENDED, 1974 - DECEMBER 1981

COMMUNIST COUNTRY	DATE EXTENDED	PROJECTS	MILLION CURRENT US \$		STATUS*
			EXTENDED	DRAWN	
AFGHANISTAN					
CZECHOSLOVAKIA	1973 DEC	TROLLEY BUS LINE, KABUL (\$6.5 MILLION) INDUSTRIAL COMPLEX, HEFAT POWER PLANT CEMENT PLANT (\$7.0 MILLION) TANNERY (\$2.4 MILLION) COAL MINING (\$3.0 MILLION)	3.1	2.0	C UC UC UC
	1980 APR	GRANT HOSPITAL EQUIPMENT (\$2.0 MILLION) THREE MOBILE REPAIR SHOPS (\$0.1 MILLION) TECHNICAL SERVICES (\$1.0 MILLION)			UC C UC
	1980 APR	CREDIT -- ADDED TO 1973 CREDIT 600 TRUCKS AND SPARES (\$21.0 MILLION) MINING MACHINERY (\$4.2 MILLION) CONSTRUCTION MACHINERY (\$4.2 MILLION)	90.0	8.2	UC UC UC C
		TOTAL	120.6	34.0	
EAST GERMANY	1980 FEB	LINE OF CREDIT TELEPHONE EQUIPMENT (\$3.0 MILLION) POWER EQUIPMENT (\$7.0 MILLION)	20.0	3.0	UC UC
	1980 MAY	CREDIT -- PRINTING PRESS	2.0(B)	0.5	UC
	1980 JUN	GRANT -- ELECTRIC AND ELECTRONIC EQUIPMENT	20.0		UC
		TOTAL	42.0	3.5	
HUNGARY	1978 NOV	GRANT -- MEDICAL EQUIPMENT	0.3	0.3	C
	1980 APR	GRANT	1.0		
		TOTAL	1.3	0.3	

TABLE 29  
SOUTH ASIA: SUMMARY OF INFORMATION ON COMMUNIST ECONOMIC CREDITS AND GRANTS  
TO LESS DEVELOPED COUNTRIES BY DATE EXTENDED, 1954 - DECEMBER 1981

COMMUNIST COUNTRY	DATE EXTENDED	PROJECTS	MILLION CURRENT US \$		STATUS*
			EXTENDED	DRAWN	
AFGHANISTAN					
POLAND	1966 AUG	CREDIT -- MACHINERY AND EQUIPMENT	3.5	3.5	C
PRC	TOTAL				
	1965 MAR	LINE OF CREDIT	28.0	28.0	
		COMMODITIES (\$7.0 MILLION)			C
		LAPIS LAZULI CUTTING			C
		SILKWOOL PRODUCTION PROJECT (\$6.3 MILLION)			C
		TEXTILE PLANT, BAGRAM (\$6.6 MILLION)			C
		POULTRY BREEDING (\$0.9 MILLION)			C
		FISH BREEDING FARM, DARUNTA (\$1.2 MILLION)			C
		IRRIGATION PROJECT, PARWAN VALLEY (\$12.0 MILLION)			C
		TEA GROWING, KUNAP VALLEY			C
	LINE OF CREDIT	42.0	7.0	UC	
AGRICULTURAL PROJECTS					
1972 APR		EXPANSION TEXTILE MILL, BAGRAM (\$2.1 MILLION)			C
		INTEGRATED TEXTILE COMPLEX, HELMAND			S
		PAPER MILL, PARWAN			C
		CHINAHARE PLANT			C
		PARWAN IRRIGATION PROJECT, STAGE II (\$1.4 MILLION)			C
		CIGARETTE FACTORY			
		SECOND TEXTILE PLANT, BAGRAM			
1972 JUL		GRANT -- HOSPITAL, KANDAHAR	3.5(B)	3.5	C
TOTAL					
			76.5	39.1	
USSR	1954 JAN	CREDIT -- GRAIN ELEVATOR, PUL-I-KHJMIRI	0.2	0.2	IC
	1954 JAN	CREDIT -- GRAIN ELEVATOR, FLOUR MILL, AND BAKERY COMPLEX, KABUL	3.5	3.5	C
	1954 OCT	CREDIT -- MUNICIPAL AND PUBLIC WORKS	2.1	2.1	C

TABLE 29

SOUTH ASIA: SUMMARY OF INFORMATION ON COMMUNIST ECONOMIC CREDITS AND GRANTS TO LESS DEVELOPED COUNTRIES BY DATE EXTENDED, 1954 - DECEMBER 1981

COMMUNIST COUNTRY	DATE EXTENDED	PROJECTS	MILLION CURRENT US \$		STATUS*
			EXTENDED	DRAWN	
AFGHANISTAN					
USSR	1954 OCT	ROAD PAVING, KABUL ASPHALT FACTORY, KABUL	100.0	100.0	C
	1956 JAN	LINE OF CREDIT NAGHLU HYDROELECTRIC PROJECT (\$19.1 MILLION) PUL-I-KHUMRI HYDROELECTRIC PROJECT (\$3.6 MILLION) DARUNTA-NANGRAHAR IRRIGATION PROJECT, JALALABAD (C) (\$17.7 MILLION) SALANG PASS ROAD (C) (\$19.6 MILLION) BAGRAM AIRFIELD (\$13.9 MILLION) KABUL AIRFIELD (\$8.6 MILLION) JUNGALOT WORKSHOP COMPLEX (\$2.2 MILLION) CONSUMER GOODS (\$8.0 MILLION) SHER KHAN PORT (\$1.4 MILLION) ALCHIN BRIDGE (\$0.3 MILLION) NAGHLU - KABUL POWER LINE (\$5.6 MILLION)	15.0	15.0	C
	1957 JUL	CREDIT -- PETROLEUM EXPLORATION AND AERIAL SURVEY	2.8	2.8	C
	1959 JAN	GRANT -- WHEAT (40,000 METRIC TONS)	129.0	129.0	C
	1959 MAY	GRANT KUSHKA-HERAT-KANDAHAR ROAD (\$19.0 MILLION) SHINDAND AIRFIELD (\$10.0 MILLION)	3.5	3.5	C
	1960 MAR	GRANT -- WHEAT (50,000 METRIC TONS)	70.0	70.0	C
	1961 OCT	LINE OF CREDIT FOR SECOND FIVE YEAR PLAN TWO FARMS, DARUNTA-NANGRAHAR IRRIGATION PROJECT, JALALABAD (\$13.3 MILLION) CHEMICAL FERTILIZER, AND GAS ELECTRIC PLANTS, MAZAR I SHARIF (\$29.0 MILLION) DESIGN FOR IRON FOUNDRY AND ELECTRIC PLANT (\$2.2 MILLION)			C

TABLE 29

SOUTH ASIA: SUMMARY OF INFORMATION ON COMMUNIST ECONOMIC CREDITS AND GRANTS TO LESS DEVELOPED COUNTRIES BY DATE EXTENDED, 1954 - DECEMBER 1981

COMMUNIST COUNTRY	DATE EXTENDED	PROJECTS	MILLION CURRENT U.S.		STATUS*
			EXTENDED	DRAWN	
AFGHANISTAN					
USSR	1961 OCT	TECHNICAL ASSISTANCE, DARUNTA DAM AND POWERPLANT, KOKCHA RIVER (\$17.0 MILLION) SHER KHAN PORT MECHANIZATION ASPHALTING KABUL-JAHAL-US-SIRAJ ROAD (\$2.6 MILLION) KABUL MOTION PICTURE STUDIO TRANSPORT EQUIPMENT (\$0.4 MILLION) SARDAR DAM AND IRRIGATION (\$3.0 MILLION) FEASIBILITY STUDY FOR STEEL MILL (\$0.1 MILLION) TECHNICAL SHOPS, HERAT (\$0.1 MILLION)	110.9	110.9	C C C C C C C C
	1961 OCT	LINE OF CREDIT FOR SECOND FIVE YEAR PLAN PETROLEUM AND GAS EXPLORATION AND EXPLOITATION (\$25.0 MILLION) PIPELINE, SHIBARGHAN-MAZAR-I-SHARIF (\$7.3 MILLION) PUL-I-KHUMRI-SHIBARGHAN ROAD (\$26.0 MILLION) DUSHI-SHER KHAN ROAD (\$12.0 MILLION) DELINQUENT PAYMENTS, TECHNICIANS, KUSHKA-HERAT-MANDAHAR (\$1.1 MILLION) THREE BRIDGES, NANCARIHAR PROVINCE (\$4.9 MILLION) PROJECT MAINTENANCE, ROADS AND DARUNTA PROJECT TWO FLOUR MILLS, TWO GRAIN STORES, AND STORAGE BUILDINGS, KABUL (\$2.4 MILLION) COMMODITIES (\$6.0 MILLION) PUL-I-KHUMRI-KUNDUZ POWER LINES (\$1.1 MILLION)	1.0	1.0	C C C C C C C C C C C
	1962 JAN	GRANT -- HYDROMETEOROLOGY	1.0	1.0	IC
	1962 JAN	CREDIT -- COMMODITIES	12.0	12.0	C
	1962 APR	GRANT -- PREFABRICATED HOUSING PLANT	2.9	2.9	C
	1962 MAY	CREDIT -- ADDED TO JANUARY 1956 CREDIT	20.0	20.0	C

Secret

Secret



TABLE 29  
SOUTH ASIA: SUMMARY OF INFORMATION ON COMMUNIST ECONOMIC CREDITS AND GRANTS  
TO LESS DEVELOPED COUNTRIES BY DATE EXTENDED, 1954 - DECEMBER 1981

COMMUNIST COUNTRY	DATE EXTENDED	PROJECTS	MILLION CURRENT US \$		STATUS
			EXTENDED	DRAWN	
AFGHANISTAN USSR	1963 FEB	CREDIT -- MOTOR VEHICLES AND MACHINERY	0.0	0.0	C
	1963 MAR	CREDIT -- WHEAT (25,000 METRIC TONS)	1.5	1.5	C
	1963 MAR	CREDIT -- BAGRAM AIRPORT IMPROVEMENTS	3.9	3.9	C
	1963 JUL	CREDIT -- COMMODITIES	3.0	3.0	C
	1963 SEP	CREDIT -- NUCLEAR RESEARCH REACTOR	0.2	0.2	C
	1963 OCT	CREDIT NATURAL GAS EXPLOITATION PIPELINE, SH BAIGHAN-DUSHANBE	30.9	30.9	C
	1964 NOV	CREDIT -- PRE-ABRICATED HOUSING PLANT, KABUL	11.1	11.1	C
	1965 JAN	CREDIT -- COMMODITIES	11.1	11.1	C
	1965 JUL	CREDIT -- TRACTORS	3.0	3.0	C
	1966 JUL	GRANT -- TORCHUNDI RAILWAY AND TRANSIT CENTER	0.9	0.9	C
	1966 JUL	CREDIT -- IRRIGATION, SARDHEH DAM	0.3	0.3	C
	1967 AUG	TRADE CREDIT -- AGRICULTURAL EQUIPMENT	0.1	0.1	C
	1968 FEB	CREDIT -- ADDED TO 1961 CREDIT FOR SECOND FIVE YEAR PLAN IRRIGATION NETWORK, SARDHEH DAM (50.7 MILLIONS) HOUSING AT CHEMICAL FERTILIZER PLANT, NAZAR-I-SHARIF MILITARY AIRPORT, BAGRAN MODEL FARMS, GHAZ-ABAD AND BAGRAN (50.6 MILLIONS)	0.0	0.0	C

TABLE 29

SOUTH ASIA: SUMMARY OF INFORMATION ON COMMUNIST ECONOMIC CREDITS AND GRANTS TO LESS DEVELOPED COUNTRIES BY DATE EXTENDED, 1954 - DECEMBER 1981

COMMUNIST COUNTRY	DATE EXTENDED	PROJECT'S	MILLION CURRENT US \$		STATUS*
			EXTENDED	DRAWN	
AFGHANISTAN					
USSR	1968 FEB	CREDIT -- CONSUMER GOODS	18.9	18.9	C
	1968 FEB	TRADE CREDIT EQUIPMENT FOR NATURAL GAS EXTRACTION AND TRANSPORTATION, SHIBARGHAN (\$1.7 MILLION) PETROLEUM STORAGE DEPOTS, KABUL, MAZAR-I-SHARIF, BAGRAM (\$6.0 MILLION) OIL AND GAS EXPLORATION (\$12.3 MILLION)	20.0	20.0	C
	1968 FEB	CREDIT -- THIRD FIVE YEAR PLAN PROSPECTING AND DRILLING FOR OIL AND GAS IN NORTH (\$20.0 MILLION) EXPLORATION AND GEOLOGICAL SURVEY (\$15.6 MILLION) SUBSTATION AND TRANSMISSION LINES, KABUL (\$3.0 MILLION) TRANSMISSION LINES, MAZAR-I-SHARIF (\$1.3 MILLION) HIGHWAY SURVEYS AND CONSTRUCTION, SHIBARGHAN-MAIMANA-HERAT (\$3.3 MILLION) KUNDUC-FATC-KASIM DARUNTA-NANCARHAR PROJECT LAND PREPARATION (\$3.2 MILLION) EXPANSION OF MAZAR-I-SHARIF GAS ELECTRIC AND FERTILIZER PLANT (\$6.5 MILLION) TRANSMISSION LINES, MAHMUD-JALALABAD (\$1.4 MILLION) CONSTRUCTION EQUIPMENT AND VEHICLES (\$15.5 MILLION)	72.2	72.2	C
	1970 JUN	GRANT -- THREE VETERINARY LABORATORIES	1.5(8)	1.5	C
	1970 OCT	CREDIT -- AIRCRAFT AND AIRSTRIPS	2.8	2.8	IC
	1971 FEB	GRANT -- SIX METEOROLOGICAL LABORATORIES AND 25 RADAR UNITS	0.4	0.4	C

Secret

Secret

TABLE 29

SOUTH ASIA: SUMMARY OF INFORMATION ON COMMUNIST ECONOMIC CREDITS AND GRANTS TO LESS DEVELOPED COUNTRIES BY DATE EXTENDED, 1954 - DECEMBER 1981

COMMUNIST COUNTRY	DATE EXTENDED	PROJECTS	MILLION CURRENT US \$		STATUS*
			EXTENDED	DRAWN	
AFGHANISTAN					
USSR	1971 FEB	GRANT -- ROAD, MAZAR-I-SHARIF-TASHKOZAF.	5.0	5.0	C
	1972 AUG	CREDIT -- COMMODITIES	24.2	24.2	C
	1972 AUG	LINE OF CREDIT FOR FOURTH FIVE YEAR PLAN PETROLEUM REFINERY, SHIBARGHAN (\$18.0 MILLION) OIL EXTRACTION AND PIPELINE FROM ANGOI DEPOSITS (\$5.6 MILLION) OIL EXPLORATION EQUIPMENT (\$19.5 MILLION) EXPANSION OF NAGHLU POWER PLANT AND DAM TRANSMISSION LINES, KHAYA COCARDUK-SHIBARGHAN RECONSTRUCTION OF ARCHI AND NAUABAD CANALS BRIDGE SURVEY, AMU DARYA RIVER, HAIRATAN (\$0.6 MILLION) BRIDGE CONSTRUCTION, HAIRATAN (\$23.0 MILLION) TELEPHONE LINE, MAZAR-I-SHARIF-HAIRATAN FLOUR MILL, PUL-I-KHUMRI IRRIGATION SURVEY, BALKH BARITE DEPOSITS SURVEY REHABILITATION OF PREFABRICATED HOUSING PROJECT, KABUL SPINNING MILL, KABUL (\$0.7 MILLION) SURVEY OF COPPER RESOURCES (\$1.7 MILLION) BARITE DEVELOPMENT, SARGILIAN GAS PIPELINE BRIT. E. AMU DARYA, (\$2.3 MILLION) ROAD BUILDING EQUIPMENT (\$3.3 MILLION) COPPER AND GOLD RESEARCH (\$1.1 MILLION) EXPANSION OF MAZAR-I-SHARIF GAS AND FERTILIZER COMPLEX TRANSMISSION LINES, NACHLU-JALALABAD HIGHWAY, DALAUFABAD-HERAT OIL STORAGE DEPOTS, LOGGAR, HEFAT, GHAZNI (\$5.0 MILLION) AGRICULTURAL AND TECHNICAL TRAINING CENTER	96.8	96.8	S

TABLE 29  
SOUTH ASIA: SUMMARY OF INFORMATION ON COMMUNIST ECONOMIC CREDITS AND GRANTS  
TO LESS DEVELOPED COUNTRIES BY DATE EXTENDED, 1954 - DECEMBER 1981

COMMUNIST COUNTRY	DATE EXTENDED	PROJECTS	MILLION CURRENT US \$		STATUS*
			EXTENDED	DRAWN	
AFGHANISTAN					
USSR	1973	GRANT TECHNICAL INSTITUTE FOR PETROLEUM AND MINING, MAZAR-I-SHARIF (\$11.1 MILLION)	14.2	14.2	C
		POLYTECHNIC SCHOOL, KABUL (\$6.2 MILLION)			C
		TECHNICAL INSTITUTE, JUNGALAK (\$3.9 MILLION)			C
	1975 JAN	LINE OF CREDIT FOR SEVEN-YEAR PLAN GAS, LIGHT, AND FOOD INDUSTRY PROJECTS (\$144.9 MILLION)	425.0	190.2	C
		STUDIES FOR SEVEN BAKERIES AND FOUR TEXTILE PLANTS (\$2.2 MILLION)			C
		RECONSTRUCTION OF TEXTILE PLANTS, BAGRANI, BALKH, KABUL, KANDAHAR			C
		BAKERY, KABUL (\$7.1 MILLION)			C
		RICE MILL, BAQLAN			C
		CANNERY, JALALABAD			C
		GRAIN SILOS AND FLOUR MILLS, MAZAR-I-SHARIF AND PUL-I-KHUMRI			C
		FLOUR MILL AND BAKERY, HIRAT			C
		GAS PIPELINE, JERACDUQ (\$6.5 MILLION)			C
		GAS COLLECTION AND DESULFURIZATION PLANT, JERACDUQ (\$26.0 MILLION)			C
		OIL AND GAS DRILLING EQUIPMENT AND SUPPLIES FOR 1981 (\$19.5 MILLION)			C
		COMMODITIES (\$50.0 MILLION)			C
		FUEL STORAGE FACILITIES, HAIRATAN, POL-I-KHUMRI, AND MAZAR-I-SHARIF			C
		AGRICULTURAL AND MULTIPURPOSE PROJECTS (\$149.0 MILLION)			C
		STUDIES FOR DAM PROJECTS AT KHUSH TAPA AND KELECAI (\$5.4 MILLION)			C
		SURVEYS, KUSHK AND MORGAB RIVERS			C
		DAM AND POWERPLANT, KOKCHA RIVER (\$17.0 MILLION)			C
		CANAL AND PUMPING STATION, KHUSH TAPA			C
		DAM AND POWERPLANT, KELECAI			C

TABLE 29  
SOUTH ASIA: SUMMARY OF INFORMATION ON COMMUNIST ECONOMIC CREDITS AND GRANTS  
TO LESS DEVELOPED COUNTRIES BY DATE EXTENDED, 1954 - DECEMBER 1981

COMMUNIST COUNTRY	DATE EXTENDED	PROJECTS	MILLION CURRENCY US \$		STATUS*
			EXTENDED	UNAWD	
AFGHANISTAN					
USSR	1975 JAN	STRAIGHTENING KUSHKA, MORGAB AND PYANDZH BORDERS RIVERS			UC
		IRRIGATION PROJECT, CHASHMEYESAFA			UC
		SEVEN TRACTOR STATIONS, BAGYEHLAN, BALKH, SHIBARGHAN			UC
		EIGHT VETERINARY LABS AND CLINICS, WALALABAD, HAZAR-I-SHARIF, PUL-I-KHUMRI			C
		TRANSPORT, COMMUNICATIONS, POWER AND CHEMICALS PROJECTS (\$131.1 MILLION)			C
		FEASIBILITY STUDIES FOR TWO FERTILIZER PLANTS, IRON ORE AND COPPER DEVELOPMENT (\$7.0 MILLION)			C
		MINERAL LAB (\$0.3 MILLION)			UC
		BARITE DEVELOPMENT, SANGILLAN (\$0.3 MILLION)			UC
		SEVEN AIRFIELDS			UC
		MODERNIZATION OF KABUL AIRPORT (\$6.2 MILLION)			UC
		TRUCK MAINTENANCE DEPOTS			UC
		HA RATAN, MAZAR-I-SHARIF, PUL-I-KHUMRI (\$3.0 MILLION)			UC
		RAILWAY STATION, TORGUNDI			UC
		LIVING QUARTERS, SHIBARGAN			UC
		ROAD CONSTRUCTION AND REPAIRING			UC
FOR MODERNIZATION, SHER KHAN (\$5.3 MILLION)			UC		
FOR DEVELOPMENT, HAIRATAN (\$20.0 MILLION)			UC		
TRANSMISSION LINES			UC		
KUNDUZ-SOVIET BORDER (\$0.9 MILLION)			UC		
SOVIET BORDER-MAZAR-I-SHARIF-KABUL HOSPITAL, KABUL (\$11.9 MILLION)			UC		
1978	GRANT --- COMMUNICATIONS CENTER		0.3		
1979 MAR	GRANT --- WHEAT (100,000 METRIC TONS)		25.0		C
1979 MAR	LINE OF CREDIT		106.4		

TABLE 29

SOUTH ASIA: SUMMARY OF INFORMATION ON COMMUNIST ECONOMIC CREDITS AND GRANTS TO LESS DEVELOPED COUNTRIES BY DATE EXTENDED, 1954 - DECEMBER 1981

COMMUNIST COUNTRY	DATE EXTENDED	PROJECTS	MILLION CURRENT US \$		STATUS*
			EXTENDED	DRAWN	
AFGHANISTAN					
USSR	1979 MAR	OIL PRODUCTION, AGNIS AND AB-E-DARIAH REFINERY, JERAQDUQ POWER TRANSMISSION LINES	103.0	10.0	C
	1979 NOV	CREDIT -- AINAK COPPER MINING AND ENRICHMENT PROJECT PRELIMINARY WORK (\$10.0 MILLION)			C
	1980 FEB	GRANT -- TECHNICAL ASSISTANCE	3.0	3.0	C
	1980 MAR	GRANT -- CONSUMER GOODS	155.0	155.0	C
	1980 MAR	GRANT -- FOOD WHEAT (140,000 METRIC TONS)	155.0	155.0	C
	1980 OCT	CREDIT -- CONSUMER COOPERATIVES DEVELOPMENT	4.6	0.5	UC
	1980 DEC	GRANT -- COMMODITIES (1981-84) CONSUMER GOODS FERTILIZER AND SEED	77.5	19.3	UC
	1981 MAR	GRANT -- WHEAT (150,000 METRIC TONS)	27.0	27.0	C
	1981 MAY	GRANT -- PARTY SCHOOL	0.3	0.1	UC
		TOTAL	2120.5	1422.5	
		ESTIMATED MINIMUM TOTAL FOR AFGHANISTAN	2407.4	1510.1	
BANGLADESH					
BULGARIA	1973 MAR	LINE OF CREDIT FIVE COLD STORAGE UNITS (\$0.4 MILLION) FISH PROCESSING PLANT (\$0.1 MILLION)	9.6	1.6	

~~Secret~~~~Secret~~

Secret

TABLE 29

SOUTH ASIA: SUMMARY OF INFORMATION ON COMMUNIST ECONOMIC CREDITS AND GRANTS TO LESS DEVELOPED COUNTRIES BY DATE EXTENDED, 1954 - DECEMBER 1981

COMMUNIST COUNTRY	DATE EXTENDED	PROJECTS	MILLION CURRENT US \$		STATUS
			EXTENDED	DRAWN	
BANGLADESH					
BULGARIA	1973 MAR	FIVE FLOUR MILLS (\$0.3 MILLION); TOBACCO PROCESSING PLANT (\$1.3 MILLION) REPAIR WORKSHOP (\$0.1 MILLION) RAILWAY TIES PLANT (\$1.2 MILLION) TWO FRUIT AND VEGETABLE PROCESSING PLANTS (\$0.9 MILLION) THREE ICE PLANTS	1.9	1.9	C
	1974	GRANT -- COMMODITIES CHEMICALS PIG IRON PHARMACEUTICALS			
		TOTAL	11.5	3.5	
CZECHOSLOVAKIA	1972 OCT	LINE OF CREDIT TWO TANNERIES (\$8.4 MILLION) 110 MW EXPANSION OF KHULNA POWER PLANT (\$6.2 MILLION) HOSPITAL EQUIPMENT (\$1.2 MILLION) POWER PLANT, KHULNA (\$6.8 MILLION) POWER PLANT, CHITTAGONG (\$5.1 MILLION) ELECTRIC INSULATORS PROJECT (\$4.3 MILLION)	47.3(A)	42.5	C
		TOTAL	47.3	42.5	
EAST GERMANY	1974	GRANT -- MEDICAL EQUIPMENT	1.1	1.1	C
	1974 DEC	LINE OF CREDIT CALCIUM SODA PLANT TYPEWRITER FACTORY AGRICULTURAL MACHINERY WORKSHOP RICE MILL PORT CRANE (\$2.2 MILLION)	23.5	11.0	C

Secret

TABLE 29

SOUTH ASIA: SUMMARY OF INFORMATION ON COMMUNIST ECONOMIC CREDITS AND GRANTS TO LESS DEVELOPED COUNTRIES BY DATE EXTENDED, 1954 - DECEMBER 1981

COMMUNIST COUNTRY	DATE EXTENDED	PROJECTS	MILLION CURRENT US \$		STATUS*
			EXTENDED	DRAWN	
BANGLADESH					
EAST GERMANY	1974 DEC	TWO SPINNING UNITS 300 RAILWAY WAGONS (\$9.3 MILLION) PRINTING PLANT TWO FLOUR MILLS AND FIVE RICE SILDOS (\$2.5 MILLION)	24.6	12.1	UC UC
		TOTAL	10.0	10.0	C
HUNGARY	1975 JUN	CREDIT -- RAILWAY EQUIPMENT 20 DIESEL LOCOMOTIVES (\$5.0 MILLION)	10.0	10.0	
		TOTAL	1.2	1.2	C
POLAND	1964 DEC	CREDIT -- SAWMILL, KAFTAF (D)	10.0	10.0	
	1972	GRANT -- SCHOOL EQUIPMENT	1.2	1.2	C
	1973 MAR	CREDIT -- CAPITAL GOODS AND COMPLETE PLANTS TONGI POWERPLANT (\$5.2 MILLION) LUMBER MILL (\$0.8 MILLION) PARTICLE BOARD PLANT, CHITTAGONG (\$0.7 MILLION)	2.0(E)	2.0	C
	1975	LINE OF CREDIT			CS C
		TOTAL	50.0		
PRC	1964 OCT	CREDIT (D) COMMODITIES DHUNANCE PLANT, DACCA	54.4	4.4	
		TOTAL	10.0	10.0	C
	1968 DEC	CREDIT -- COMMODITIES	1.0	1.0	C
	1977	GRANT -- WHEAT (10,000 METRIC TONS)	1.3	1.3	C
	1977 JAN	CREDIT -- RIFLE AND AMMUNITION FACTORY	1.5	1.5	C

Secret



Secret

TABLE 29

SOUTH ASIA: SUMMARY OF INFORMATION ON COMMUNIST ECONOMIC CREDITS AND GRANTS TO LESS DEVELOPED COUNTRIES BY DATE EXTENDED, 1954 - DECEMBER 1981

COMMUNIST COUNTRY	DATE EXTENDED	PROJECTS	MILLION CURRENT US \$		STATUS*
			EXTENDED	DRAWN	
BANGLADESH					
PRC	1977 JAN	LINE OF CREDIT NITROGEN FERTILIZER PLANT, GHOROSAL TEXTILE MILL (\$16.7 MILLION) IRRIGATION PROJECT, KALICANJ COMMODITIES (\$11.9 MILLION)	60.0(13)	9.8	S UC S UC
	1980 JUN	LINE OF CREDIT TOTAL	33.1		
ROMANIA	1970 AUG	CREDIT -- RAILWAY EQUIPMENT (D)	106.9	23.6	C
	1973	GRANT -- 65 RAILWAY CARS	10.5	10.5	C
	1974 AUG	LINE OF CREDIT STUDY FOR PETROCHEMICAL COMPLEX (\$0.5 MILLION) THREE COTTON SPINNING MILLS (\$8.1 MILLION) BARISAL MADARIPUR THREE OCEAN GOING SHIPS (\$24.0 MILLION) TRANSMISSION LINES (\$10.0 MILLION) RAILWAY VANS (\$6.0 MILLION)	0.5	0.5	C
			50.0	13.7	C C C C
	1981 MAY	LINE OF CREDIT FURNITURE FACTORY, CHITTAGONG POLYVINYL CHLORIDE COMPLEX, JAMAL GANJ COAL MINING OIL AND GAS FIELD EQUIPMENT	250.0		S
		TOTAL	311.0	2	
USSR	1961 MAR	CREDIT -- PETROLEUM EXPLORATION (D)	4.0	4.0	C
	1965 APR	LINE OF CREDIT (D) TRACTORS	15.8	15.8	C

Secret

TABLE 29

SOUTH ASIA: SUMMARY OF INFORMATION ON COMMUNIST ECONOMIC CREDITS AND GRANTS TO LESS DEVELOPED COUNTRIES BY DATE EXTENDED, 1954 - DECEMBER 1981

COMMUNIST COUNTRY	DATE EXTENDED	PROJECTS	MILLION CURRENT US \$			STATUS
			EXTENDED	DRAWN	STATES	
BANGLADESH						
USSR						
	1965 APR	TWO SPINNING MILLS				C
	1965 NOV	CREDIT (D) LOGGING EQUIPMENT EQUIPMENT FOR AIRPORT, DAKKA	4.3	4.3		C
	1966 SEP	CREDIT -- COMMODIT ES (D)	2.7	2.7		C
	1966 SEP	CREDIT (D) HIGHWAY/RAILWAY BRIDGE TRACTORS	15.6	1.5		C
	1972 MAR	CREDIT -- COMMODIT ES	6.0	6.0		C
	1972 MAR	CREDIT FOUR MI-8 HELICOPTERS TWO AN-26 AIRCRAFT SPARE PARTS	6.0(B)	6.0		C
	1972 MAR	GRANT RICE (30,000 METRIC TONS) EDIBLE OILS -- 5,000 METRIC TONS (\$1.5 MILLION) THREE COASTERS (\$2.2 MILLION) FISHERY'S ASSISTANCE, COLD STORAGE PLANT, CHITTAGONG 10 TRAWLERS TRAINING CENTER, CHITTAGONG SA-VAGE OPERATIONS (\$15.0 MILLION) AN-24 RV AIRCRAFT FOUR MI-8 HELICOPTERS TRAINING CENTER, GHOROSAL	45.4(B)	45.4		C
	1972 MAR	LINE OF CREDIT THERMAL POWER PLANT, GHOROSAL (\$16.0 MILLION)	45.9(F)	45.9		C

TABLE 29

SOUTH ASIA: SUMMARY OF INFORMATION ON COMMUNIST ECONOMIC CREDITS AND GRANTS TO LESS DEVELOPED COUNTRIES BY DATE EXTENDED, 1954 - DECEMBER 1981

COMMUNIST COUNTRY	DATE EXTENDED	PROJECTS	MILLION CURRENT US \$		STATUS
			EXTENDED	DRAWN	
BANGLADESH					
USSR	1972 MAR	ELECTRICAL EQUIPMENT PLANT, CHITTAGONG (\$12.9 MILLION)			C
		OIL AND GAS EXPLORATION (\$14.7 MILLION) RADIO STATIONS, DACCA (\$2.1 MILLION)			C
	1973 JUN	TRADE CREDIT -- MACHINERY AND EQUIPMENT AGRICULTURAL MACHINERY ROAD BUILDING EQUIPMENT SHIPBUILDING EQUIPMENT FOUR MI-8 HELICOPTERS TRUCKS AND JEEPS FOR POLICE EQUIPMENT FOR STEEL PLANT, CHITTAGONG (\$3.0 MILLION) EQUIPMENT FOR ELECTRICAL EQUIPMENT PLANT (\$4.0 MILLION)	46.4(A)	46.4	C
	1973 SEP	CREDIT -- WHEAT (200,000 METRIC TONS)	35.0(B)	35.0	C
	1974	GRANT -- 50-BED HOSPITAL	0.5	0.5	C
	1974	GRANT -- WHEAT (3,000 METRIC TONS)	0.6	0.6	C
	1974 OCT	CREDIT FOREIGN EXCHANGE (\$13.2 MILLION) COMMODITIES (\$13.9 MILLION)	27.1	27.1	C
	1975 APR	LINE OF CREDIT COMMODITIES (\$6.9 MILLION) COTTON SPINNING MILL GAS LIQUEFACTION PLANT, CHITTAGONG BITUMIN PLANT, CHITTAGONG MODEL FARM OIL AND GAS EXPLORATION (\$5.5 MILLION) EQUIPMENT FOR ELECTRICAL EQUIPMENT PLANT,	48.3	11.3	C C C C C UC

Secret

TABLE 29

SOUTH ASIA: SUMMARY OF INFORMATION ON COMMUNIST ECONOMIC CREDITS AND GRANTS TO LESS DEVELOPED COUNTRIES BY DATE EXTENDED, 1954 - DECEMBER 1961

COMMUNIST COUNTRY	DATE EXTENDED	PROJECTS	MILLION CUMMINT US \$		STATUS*
			EXTENDED	DRAWN	
BANGLADESH					
USSR	1975 APR	CHITTAGONG			UC
	1981 FEB	TRADE CREDIT -- EXPANSION OF GHOROSAL POWERPLANT	70.2	0.5	
		TOTAL	373.8	253.0	
		ESTIMATED MINIMUM TOTAL FOR BANGLADESH:	939.5	373.8	
INDIA					
BULGARIA	1967 MAY	LINE OF CREDIT ACRO-INDUSTRIAL COMPLEXES KARNATAKA BIHAR NON-FERROUS AND FERROUS METAL INSTALLATIONS COASTAL CARGO BOATS TRACTOR PARTS FACTORY TRACTOR PLANT PHARMACEUTICAL PLANT STARCH AND GLUCOSE FACTORY WINERY SULFURIC ACID WORKS, SINDRI	15.0(A)	6.7	UC
		TOTAL	15.0	6.7	
CZECHOSLOVAKIA	1955 DEC	CREDIT -- SUGAR REFINERY, PANIPAT, PUNJAB	1.5	1.5	C
	1956 JAN	CREDIT -- CEMENT PLANT, CHERRAPUNJI, ASSAM	2.1	2.1	C
	1956 APR	CREDIT -- SUGAR REFINERY, KURALGURI, ASSAM	1.9	1.9	UC
	1956 JUL	CREDIT -- SUGAR REFINERY, MADURANTAKAM, MADRA	1.0	1.0	C
	1958 APR	CREDIT -- CEMENT PLANT, MADRAS	2.1	2.1	UC

Secret

Secret

TABLE 29

SOUTH ASIA: SUMMARY OF INFORMATION ON COMMUNIST ECONOMIC CREDITS AND GRANTS TO LESS DEVELOPED COUNTRIES BY DATE EXTENDED, 1954 - DECEMBER 1981

COMMUNIST COUNTRY	DATE EXTENDED	PROJECTS	MILLION CURRENT US \$		STATUS*
			EXTENDED	DRAWN	
INDIA					
CZECHOSLOVAKIA	1958 AUG	CREDIT -- FOUNDRY-FORGE PLANT, RANCHI (1ST STAGE)	21.0	21.0	C
	1959 NOV	LINE OF CREDIT HEAVY MACHINE TOOL BUILDING PLANT, RANCHI, BIHAR HEAVY ELECTRICAL POWER EQUIPMENT PLANT, RAMACHANDRAPURAM, ANDHRA PRADESH HIGH-PRESSURE BOILER PLANT, TIRUCHIRAPALLI, MADRAS FOUNDRY-FORGE PLANT, RANCHI (THIRD STAGE) (\$12.6 MILLION) PLATES AND VESSELS PLANT, VISAKHAPATNAM	44.3	44.3	C
	1960 FEB	CREDIT -- MACHINERY FOR AUTO TIRE PLANT, WEST BENGAL	1.6	1.6	C
	1961 MAR	CREDIT -- FOUNDRY-FORGE PLANT, RANCHI (SECOND STAGE)	14.7	14.7	C
	1961 JUL	GRANT -- EQUIPMENT FOR MACHINE TOOL INSTITUTE, BANGALORE, MYSORE	1.2	1.2	C
	1964 MAY	LINE OF CREDIT FOUNDRY-FORGE PLANT, RANCHI (\$18.8 MILLION) THERMAL POWER PLANT, ENNORE (\$15.7 MILLION) TWO MACHINE TOOL PLANTS (\$8.5 MILLION) GUJARAT, BHAVNAGAR RAJASTAN, AJMER TRACTOR PLANT, BARODA HIGH PRESSURE BOILER PLANT EXPANSION, TIRUCHIRAPALLI (\$4.4 MILLION) HEAVY ELECTRICAL EQUIPMENT PLANT EXPANSION, RAMACHANDRAPURAM (\$3.4 MILLION) COMPONENTS (\$15.9 MILLION)	66.7(C)	66.7	C C C C C C C C C C

TABLE 29

SOUTH ASIA: SUMMARY OF INFORMATION ON COMMUNIST ECONOMIC CREDITS AND GRANTS TO LESS DEVELOPED COUNTRIES BY DATE EXTENDED, 1954 - DECEMBER 1981

COMMUNIST COUNTRY	DATE EXTENDED	PROJECTS	MILLION CURRENT US \$		STATUS
			EXTENDED	DRAWN	
INDIA					
CZECHOSLOVAKIA	1973 DEC	LINE OF CREDIT -- FIFTH PLAN PROJECTS (\$65.0 MILLION) EXPANSION STEAM TURBINE PLANT FOUNDRY FORGE TURBINES AND GENERATORS MACHINE TOOL PLANT INDUSTRIAL FERTILIZER PLANT TIRE PLANT, MYSORE COMPONENTS FOR CZECH PLANTS (\$10.0 MILLION)	105.0	41.5	UC UC UC UC
		TOTAL	105.0	41.5	
EAST GERMANY	1957 JUL	CREDIT -- TEXTILE MACHINERY	2.0	2.0	UC
		TOTAL	2.0	2.0	
HUNGARY	1966 FEB	LINE OF CREDIT STEEL TUBE PLANT ORE PROCESSING PLANT, ORISSA ALUMINA PLANTS KORBA KONYA GAS CYLINDER PLANTS SLAUGHTER HOUSES EQUIPMENT FOR POWER INDUSTRY LIGHT BULB FACTORY, HYDERBAD (\$5.1 MILLION) NITROUS OXIDE PLANT, NEW DELHI EXPANSION OF ALUMINA PLANT, KORBA WATER RESOURCES DEVELOPMENT	52.5	27.6	UC C S C
		TOTAL	52.5	27.6	
POLAND	1960 MAY	LINE OF CREDIT MACHINE TOOL PLANT EXPANSION, HYDERABAD, ANDHRA PRADESH	30.9	30.9	C
		TOTAL	30.9	30.9	

TABLE 29

SOUTH ASIA: SUMMARY OF INFORMATION ON COMMUNIST ECONOMIC CREDITS AND GRANTS TO LESS DEVELOPED COUNTRIES BY DATE EXTENDED, 1954 - DECEMBER 1981

COMMUNIST COUNTRY	DATE EXTENDED	PROJECTS	MILLION CURRENT US \$		STATUS*
			EXTENDED	DRAWN	
INDIA					
POLAND	1960 MAY	SUDAMIDAH COAL MINE, JHARIA, BIHAR (\$8.4 MILLION) POWERPLANT, BARAUNI, BIHAR (\$8.5 MILLION) COAL WASHERY, GIDI, KARANPURA, BIHAR (\$3.5 MILLION) BOILER HOUSES AND POWERPLANTS PARASI AND BHUSAVAL, MAHARASHTRA (\$5.1 MILLION) COAL MINE, MONIDIH, BIHAR MOTORCYCLE PLANT, PUNJAB (\$1.0 MILLION) SILOS, BOMBAY (\$0.2 MILLION)	32.5	20.8	C C C C C C C
	1962 NOV	LINE OF CREDIT MINING MACHINERY PLANT COAL MINING DEVELOPMENT ZINC SMELTER, VISHNAKAFATNAM TRACTOR ASSEMBLY, DELHI CELLULAR CONCRETE PLANT, ENNDRE			C UC UC C C
	1965 JAN	CREDIT -- TWO POWER GENERATORS: -- NAGPUR THERMAL PLANT	12.4	12.4	C
ROMANIA	1956 MAR	TOTAL CREDIT -- OIL DRILLING RIG, JAWALA MUKHI, PUNJAB	75.8	64.1	C
	1958 OCT	CREDIT -- PETROLEUM REFINERY, GAUHATI, ASSAM	10.1	10.1	C
	1967 OCT	CREDIT -- OIL REFINERY EQUIPMENT, HALDIA	10.0	10.0	C
	1968 APR	CREDIT (H) TO BULK ORE CARRIERS (\$25.5 MILLION)	25.5(A)	2.6	UC
		TOTAL	46.6	23.7	
USSR	1955 FEB	CREDIT -- STEEL PLANT, BHILAI, MADHYA	118.4	118.4	C

TABLE 29

SOUTH ASIA: SUMMARY OF INFORMATION ON COMMUNIST ECONOMIC CREDITS AND GRANTS TO LESS DEVELOPED COUNTRIES BY DATE EXTENDED, 1954 - DECEMBER 1958:

COMMUNIST COUNTRY	DATE EXTENDED	PROJECTS	MILLION CURRENT US \$		STATUS*
			EXTENDED	DRAWN	
INDIA					
USSR					
	1953 FEB	PRADESH			
	1955 MAY	CREDIT -- PETROLEUM EXPLORATION EQUIPMENT, PUNJAB, ASSAM, AND GUJARAT	3.6	3.5	C
	1955 MAY	CREDIT -- STRUCTURAL STEEL FOR BHILAI	16.8	16.8	C
	1955 AUG	GRANT -- AGRICULTURAL EQUIPMENT, SURATGARH	1.5	1.5	C
	1957 NOV	LINE OF CREDIT HEAVY MACHINE BUILDING PLANT, RANCHI, BIHAR (\$37.8 MILLION) COAL MINING MACHINERY PLANT, DURGAPUR, WEST BENGAL (\$21.0 MILLION) THERMAL ELECTRIC POWER STATION, NEYVELI, MADRAS (\$29.5 MILLION) COALFIELD DEVELOPMENT KORBA, MADHYA PRADESH (\$11.2 MILLION) UNDERGROUND MINES, BANKI AND SURAKACHHAU (\$9.7 MILLION) OPEN CAST MINES, MANIKPUR AND KORBA (\$1.6 MILLION) WORKSHOP (\$1.7 MILLION) OPHTHALMIC GLASS PLANT, DURGAPUR, WEST BENGAL (\$2.5 MILLION)	125.0	122.0	C
	1958 DEC	CREDIT -- EQUIPMENT FOR TECHNICAL INSTITUTE, BOMBAY	0.8	0.8	C
	1959 JUN	CREDIT -- THREE PHARMACEUTICAL PLANTS ANTIBIOTICS PLANT, UTTAR PRADESH SYNTHETIC DRUGS PLANT, SANATGAR, ANDHRA PRADESH SURGICAL INSTRUMENTS PLANT, AVACI, MADRAS	20.0	20.0	C C C C



TABLE 29

SOUTH ASIA: SUMMARY OF INFORMATION ON COMMUNIST ECONOMIC CREDITS AND GRANTS TO LESS DEVELOPED COUNTRIES BY DATE EXTENDED, 1954 - DECEMBER 1961

COMMUNIST COUNTRY	DATE EXTENDED	PROJECTS	MILLION CURRENT US \$		STATUS*
			EXTENDED	DRAWN	
INDIA					
USSR	1959 SEP	CREDIT -- PETROLEUM REFINERY, BARAUNI, BIHAR	25.0	25.0	C
	1959 SEP	LINE OF CREDIT EXPANSION OF STEEL PLANT, BHILAI MADHYA PRADESH (\$136.5 MILLION) HEAVY ELECTRICAL MACHINERY PLANT, HARDWAR, UTTAR PRADESH (\$49.3 MILLION) EXPANSION AND DIVERSIFICATION OF MINING MACHINERY PLANT, DURGAPOUR, WEST BENGAL (\$8.4 MILLION) EXPANSION OF HEAVY MACHINE BUILDING PLANT, RANCHI, BIHAR (\$15.7 MILLION) COMPLETION OF REFINERY, BARAUNI, BIHAR (\$9.1 MILLION) PRECISION INSTRUMENT MANUFACTURING PLANT, KOTAH, RAJASTHAN (\$5.6 MILLION) PETROLEUM DEVELOPMENT (\$69.3 MILLION) EXPANSION OF POWERPLANT, NEYVELI, MADRAS (\$17.5 MILLION) EXPANSION OF THERMAL ELECTRIC POWER STATION, KORBA, MADHYA PRADESH (\$24.1 MILLION) POWERPLANT, SINGRAULI, MADHYA PRADESH (\$30.6 MILLION)	375.0	375.0	C
	1961 FEB	LINE OF CREDIT OIL REFINERY, KOYALI, BARODA, GUJARAT (\$18.9 MILLION) COAL WASHERY, KATHARA (\$6.2 MILLION) HYDROELECTRIC POWER STATION, BHAKRA RIVER, PUNJAB (\$11.4 MILLION) PETROLEUM EXPLORATION AND PRODUCTION, CAMBAY, ANKLESVAR AND OTHER AREAS (\$31.0 MILLION) EXPANSION OF BARAUNI REFINERY (\$1.7 MILLION) PRECISION INSTRUMENTS PLANT, KERALA	125.0	125.0	C

TABLE 29

SOUTH ASIA: SUMMARY OF INFORMATION ON COMMUNIST ECONOMIC CREDITS AND GRANTS TO LESS DEVELOPED COUNTRIES BY DATE EXTENDED, 1954 - DECEMBER 1961

COMMUNIST COUNTRY	DATE EXTENDED	PROJECTS	MILLION CURRENT US \$		STATUS*
			EXTENDED	DRAWN	
INDIA					
USSR	1961 FEB	EXPANSION KOYALI REFINERY (\$10.0 MILLION)	224.7	224.7	C
	1965 JAN	CREDIT -- BOKARO STEEL PLANT, BIHAR, FIRST STAGE			C
	1965 OCT	CREDIT -- RADIO TRANSMITTER, CALCUTTA	1.8	1.8	C
	1966 MAR	GRANT -- FOOD	3.0	3.0	C
	1966 JUL	TRAIL CREDIT SLAG CEMENT PLANT, BHILAI (\$4.4 MILLION) EXPLORATION FOR COPPER DEPOSITS, RAKHA EQUIPMENT FOR 10 STATE FARMS AND 15 MACHINE TRACTOR STATIONS (\$20.5 MILLION) EXPANSION OF KIRIBURU AND ESTABLISHMENT OF MEGHATABURU IRON ORE MINES WATER SUPPLY DAM AND LIMESTONE QUARRY FOR STEEL PLANT, BOKARO TRACTORS AND TRACTOR ASSEMBLY PLANT, GAZIABAD STEEL CASTING PLANT, ARKONAM WATCH FACTORY, WEST BENGAL COPPER MINING, MADHYA PRADESH COAL MINING EQUIPMENT AND TECHNICAL ASSISTANCE (\$67.0 MILLION) ONE DEEP MINE, RANIGANJ TWO OPEN CAST MINES SINGRAULI MADHYA PRADESH REFRACTORY TILES PLANT, KERALA	222.2(A)	88.5	UC
	1966 JUL	LINE OF CREDIT FOR FOURTH PLAN ALUMINUM SMELTER, KORBA (\$33.3 MILLION) EXPANSION STEEL PLANT, BHILAI (\$13.3 MILLION)	333.3	193.7	C

TABLE 29

SOUTH ASIA: SUMMARY OF INFORMATION ON COMMUNIST ECONOMIC CREDITS AND GRANTS TO LESS DEVELOPED COUNTRIES BY DATE EXTENDED, 1954 - DECEMBER 1981

COMMUNIST COUNTRY	DATE EXTENDED	PROJECTS	MILLION CURRENT US \$		STATUS*
			EXTENDED	DRAWN	
INDIA					
USSR	1955 JUL	PETROLEUM EXPLORATION AND DEVELOPMENT, ASSAM (\$100.0 MILLION) AERIAL SURVEYS FOR MINERAL EXPLORATION (\$1.2 MILLION) TECHNICAL EDUCATION AND RESEARCH (\$8.9 MILLION) SIX COKING COAL PROJECTS RANCHARI, BIHAR HYDROELECTRIC PLANT, SILERIU (\$8.9 MILLION) IRON ORE MINE, DALLI (\$6.7 MILLION) DEEP SEA FISHERIES (\$2.2 MILLION) EXPANSION POWER PLANT, NEYVEL ROXARO EXPANSION (\$9.4 MILLION) MADHURA REFINERY, MADHYA PRADESH (\$20.0 MILLION) COMPONENTS, BHARAT HEAVY ELECTRICAL LTD COPPER ORE COMPLEX, HALAN, KHAND (\$4.6 MILLION)	1.7	1.7	UC C
	1965 NOV	GRANT -- EQUIPMENT, FIVE STATE FARMS	14.0	14.0	C
	1965 ELC	GRANT -- WHEAT (200,000 METRIC TONS)	330.0(6)	330.0	C
	1973 OCT	CREDIT -- GRAIN (2 MILLION METRIC TONS)	300.0	300.0	C
	1977 MAY	LINE OF CREDIT EXPANSION OF BHILAI AND BOKARO STEEL PLANTS STEEL PLANT, VISHALPAINJHI (FIRST STAGE)	800.0	10.0	S UC
	1980 DEC	LINE OF CREDIT ALUMINA COMPLEX, MADHYA PRADESH (\$165.0 MILLION) THERMAL POWERPLANT, SINGRAVI UTTER PRADESH TRANSMISSION LINES (900 KM) COAL DEVELOPMENT GEOLOGICAL PROSPECTING CONSTRUCTION OF NIGARI AND JUANJUA RIVERS			S S S

TABLE 29

SOUTH ASIA: SUMMARY OF INFORMATION ON COMMUNIST ECONOMIC CREDITS AND GRANTS TO LESS DEVELOPED COUNTRIES BY DATE EXTENDED, 1954 - DECEMBER 1981

COMMUNIST COUNTRY	DATE EXTENDED	PROJECTS	MILLION CURRENT US \$		STATUS
			EXTENDED	DRAWN	
INDIA					
USSR	1980 DEC	MJKUNDA OPEN CAST MINE, JHARIA DEPOSITS WITH THERMAL POWER PLANT EXPANSION OF BHILAI AND BONARO STEEL PLANTS OIL AND GAS PROSPECTING TECHNICAL ASSISTANCE FOR OIL PRODUCTION IRRIGATION CANALS	3091.2	1675.5	
		TOTAL	3091.2	1675.5	
NEPAL		ESTIMATED MINIMUM TOTAL FOR INDIA	3536.8	1999.7	
PRC					
	1956 OCT	GRANT FOREIGN EXCHANGE (\$6.3 MILLION) COMMODITIES (\$0.3 MILLION)	12.6	12.6	C
	1960 MAR	GRANT TANNING AND SHOE FACTORY, KATMANDU (\$0.6 MILLION) BRICK AND TILE FACTORY, KATMANDU (\$1.6 MILLION) WAREHOUSE, BIRGANJ (\$1.0 MILLION) WAREHOUSE, KATMANDU (\$0.6 MILLION) ROAD, KATMANDU-POKHARA (\$13.9 MILLION) RING ROAD, KATMANDU VALLEY (\$3.3 MILLION)	21.0	21.0	C
	1961 OCT	GRANT ROAD, KATHMANDU-KODARI (\$9.3 MILLION) FOREIGN EXCHANGE (\$2.0 MILLION) COMMODITIES (\$1.8 MILLION)	9.8	9.8	C
	1966 DEC	GRANT FOREIGN EXCHANGE (\$3.5 MILLION) COMMODITIES (\$3.6 MILLION) SURVEY, LIMESTONE-MICA WORKS	19.6	19.6	C

Secret

Secret

TABLE 29

SOUTH ASIA: SUMMARY OF INFORMATION ON COMMUNIST ECONOMIC CREDITS AND GRANTS TO LESS DEVELOPED COUNTRIES BY DATE EXTENDED, 1954 - DECEMBER 1991

COMMUNIST COUNTRY	DATE EXTENDED	PROJECTS	MILLION CURRENT US \$		STATUS
			EXTENDED	UNKNOWN	
NEPAL					
PRC	1966 DEC	HYDROELECTRIC PLANT, SUNKOSI RIVER (\$11.4 MILLION)			C
	1968 SEP	GRANT -- KATMANDU-BHAKTAPUR ROAD	2.0		C
	1971 SEP	GRANT -- MINERAL SURVEYS	2.6(B)		C
	1972 MAR	GRANT TROLLEY BUS PROJECT, KATHMANDU-BHAKTAPUR (\$3.1 MILLION) TEXTILE PLANT, HITAUARA (\$14.0 MILLION) SUGAR PLANT ROAD, NARYANCHAT-GURKHA (\$5.0 MILLION) PULP PAPER PLANT BRICK FACTORY, BHAKTAPUR LEATHER FACTORY, HITAUARA	35.0		C
	1975 FEB	GRANT -- POKHARA-SURKHET ROAD	80.0		S
	1976 JUL	GRANT -- HYDROPOWER PROJECT, POKHARA	4.5		S
	1981	GRANT -- REBUILDING KATHMANDU-KODARI ROAD	20.0(B)	3.0	S
		TOTAL	207.1	105.6	
USSR	1959 APR	GRANT HOSPITAL, KATMANDU (\$0.7 MILLION) HYDROELECTRIC PLANT, PANAUTI (\$1.3 MILLION) SUGAR MILL, BIRGANJ, WESTERN TERAI CIGARETTE FACTORY, JANAKPUR, EASTERN TERAI EAST-WEST ROAD SURVEY (\$1.8 MILLION) COMMODITIES (\$0.8 MILLION)	7.5	7.5	C
	1962 FEB	CREDIT COMMODITIES (\$2.5 MILLION)	2.8	2.8	C

TABLE 29

SOUTH ASIA: SUMMARY OF INFORMATION ON COMMUNIST ECONOMIC CREDITS AND GRANTS TO LESS DEVELOPED COUNTRIES BY DATE EXTENDED, 1954 - DECEMBER 1981

COMMUNIST COUNTRY	DATE EXTENDED	PROJECTS	MILLION CURRENT US \$		STATUS*
			EXTENDED	DRAWN	
NEPAL					
USSR	1962 FEB	FOREIGN EXCHANGE (\$0.3 MILLION)			
	1964 APR	GRANT SIMRA-JANAKPUR ROAD (\$2.6 MILLION) AGRICULTURAL IMPLEMENTS PLANT, BIRGAJI (\$1.3 MILLION) COMMODITIES	10.5	10.5	C C C
	1973	CREDIT	3.0(B)		
	1976 NOV	CREDIT -- ROSIN AND TURPENTINE PLANT	4.3		
	1977 JAN	GRANT -- ROADBUILDING EQUIPMENT	0.8	0.8	C
	1979	GRANT -- LABORATORY EQUIPMENT	0.1	0.1	C
		TOTAL	29.0	21.7	
		ESTIMATED MINIMUM TOTAL FOR NEPAL	236.1	127.3	
PAKISTAN					
BULGARIA	1969 OCT	LINE OF CREDIT GRAIN COMPLEX, PESHAWAR (\$5.0 MILLION) COLD STORAGE PLANTS, PESHAWAR, MARDAN, SWAT, HARIPUR (\$1.0 MILLION) ANIMAL FEED PLANT TANNERY, HAZARA (\$3.6 MILLION) TOBACCO PLANT POULTRY COMPLEX GLUCOSE AND STARCH PLANT	9.6(A)	9.6	C C C C C C C
	1977 MAY	TRADE CREDIT	6.3	6.3	C
		TOTAL	15.9	15.9	

Secret

Secret

TABLE 29  
SOUTH ASIA: SUMMARY OF INFORMATION ON COMMUNIST ECONOMIC CREDITS AND GRANTS  
TO LESS DEVELOPED COUNTRIES BY DATE EXTENDED, 1954 - DECEMBER 1981

COMMUNIST COUNTRY	DATE EXTENDED	PROJECTS	MILLION CURRENT US \$		STATUS*
			EXTENDED	UNPAID	
PAKISTAN					
CZECHOSLOVAKIA	1964 NOV	CREDIT -- SUGAR REFINERY, JARANWALA	2.6(A)	2.6	C
	1966 JUL	LINE OF CREDIT FERTILIZER PLANT SUGAR REFINERY, SADIQABAD (\$3.0 MILLION) POWER PLANT, GUDDU (\$15.0 MILLION) IRRIGATION PUMPS (\$2.5 MILLION) POWER PLANT, MANGLA (\$3.2 MILLION)	28.0(A)	23.7	C C C C
		TOTAL	30.6	26.3	
EAST GERMANY	1976 JAN	CREDIT -- MACHINERY AND EQUIPMENT POWER TRANSMISSION EQUIPMENT (\$3.5 MILLION) TEXTILE EQUIPMENT (\$1.0 MILLION)	35.0	10.0	C C
		TOTAL	35.0	10.0	
POLAND	1964 DEC	LINE OF CREDIT SUGAR MILL, HYDERABAD (\$3.0 MILLION) SAWMILL, AZAD KASHMIR (\$1.4 MILLION) TWO SUGAR MILLS (\$3.2 MILLION) TIMBER COMBINES, MIRPUR, DIR (\$5.0 MILLION)	12.8	12.8	C
		TOTAL	12.8	12.8	
PRC	1964 OCT	GRANT(1) COMMODITIES (\$30.0 MILLION) HEAVY MACHINE BUILDING PLANT, TAXILA (\$9.0 MILLION) FOUNDRY FORGE, TAXILA (\$11.0 MILLION) ELECTRICAL MACHINERY EXPANSION, ORDNANCE FACTORY, WAH (\$5.0 MILLION)	55.0	55.0	C C C C C
	1966 MAR	GRANT -- KARAKORAM HIGHWAY	45.0(B)	45.0	C
	1967 JAN	GRANT -- FOODGRAINS(1)	7.0	7.0	C





TABLE 29

SOUTH ASIA: SUMMARY OF INFORMATION ON COMMUNIST ECONOMIC CREDITS AND GRANTS TO LESS DEVELOPED COUNTRIES BY DATE EXTENDED, 1954 - DECEMBER 1971

COMMUNIST COUNTRY	DATE EXTENDED	PROJECTS	MILLION CURRENT US \$		STATUS*	
			EXTENDED	DEBT		
PAKISTAN						
PRC	1970 NOV	ADDITIONAL EQUIPMENT, TARBELA TEXTILE PLANT (\$5.8 MILLION) CEMENT PLANT (\$9.5 MILLION) EXPANSION TOWNRY-FORCE, TAXILA (\$11.5 MILLION)			C UC C	
	1970 DEC	GRANT -- FOODGRAIN	2.8	2.8	C	
	1973 OCT	GRANT -- WHEAT (2,500 TONS)	0.5	0.5	C	
	1973 OCT	GRANT -- EXPANSION OF KAFAKORAM HIGHWAY	165.0(B)	165.0	C	
	1978 JUL	GRANT HIGHWAY, SKARDU TO YARKAND AIRFIELD, SKARDU	29.0(B)	16.0	UC UC	
	1979 FEB	TRADE CREDIT -- TEXTILE MACHINERY	20.0	0.0	UC	
	1980 MAY	CREDIT -- TO COMPLETE PROJECTS	33.1			
		TOTAL	651.1	476.0		
	ROMANIA	1973 JUL	CREDIT EXPANSION OF KARACHI REFINERY (\$6.0 MILLION) DAIRY PRODUCTS PLANT TEXTILE MILLS FOODGRAIN CENTERS AND DRILLING OIL EXPLORATION AND DRILLING PORT QASIM EXPANSION (\$16.0 MILLION) HEAVY ELECTRICAL COMPLEX, TAXILA (\$5.7 MILLION) CEMENT PLANT, KOHAT (\$13.8 MILLION) POASH PROJECT, DHAKIAA (\$2.1 MILLION)	56.5	42.5	C
			TOTAL	56.5	42.5	
1956 MAY		GRANT -- WHEAT (20,000 METRIC TONS)	1.0	1.0	C	
USSR						

TABLE 29

SOUTH ASIA: SUMMARY OF INFORMATION ON COMMUNIST ECONOMIC CREDITS AND GRANTS TO LESS DEVELOPED COUNTRIES BY DATE EXTENDED, 1954 - DECEMBER 1981

COMMUNIST COUNTRY	DATE EXTENDED	PROJECTS	MILLION CURRENT US \$		STATUS*
			EXTENDED	DRAWN	
PAKISTAN					
USSR	1956 MAY	GRANT -- RICE (20,000 METRIC TONS)	1.8	1.8	C
	1961 MAR	CREDIT -- PETROLEUM EXPLORATION	26.0	26.0	C
	1964 JUN	CREDIT -- AGRICULTURAL EQUIPMENT AND BULLDOZERS	11.0	11.0	C
	1965 NOV	CREDIT ROAD MACHINERY AND EQUIPMENT (\$5.9 MILLION) FISHING TRAWLERS (\$1.6 MILLION) TRACTORS (\$8.2 MILLION)	15.7(A)	15.7	C
	1966 SEP	CREDIT -- PRELIMINARY PROJECT WORK	11.8	11.8	C
	1966 SEP	LINE OF CREDIT ELECTRICAL EQUIPMENT PLANT, TAXILA COMMODITIES	10.3	1.8	C
	1966 SEP	CREDIT -- STEEL MILL	44.0	10.0	UC
	1968 SEP	TRADE CREDIT -- MACHINERY AND EQUIPMENT -- EXTEXTILE MACHINERY (\$10.3 MILLION) -- TRANSMISSION EQUIPMENT	66.9	21.8	C
	1969 JAN	CREDIT -- PETROLEUM EXPLORATION	18.4	18.4	C
	1971 JAN	CREDIT -- STEEL MILL, KARACHI METALLURGICAL TRAINING CENTER (\$0.5 MILLION) BLAST FURNACE POWER PLANT	208.8	208.0	C UC
	1973 MAR	CREDIT -- PROJECTS TRANSMISSION LINES LYALLPUR-KARACHI GEOLOGICAL SURVEY, BALUCHISTAN (\$1.3 MILLION)	71.0	116.2	UC

TABLE 29  
SOUTH ASIA: SUMMARY OF INFORMATION ON COMMUNIST ECONOMIC CREDITS AND GRANTS  
TO LESS DEVELOPED COUNTRIES BY DATE EXTENDED, 1954 - DECEMBER 1981

COMMUNIST COUNTRY	DATE EXTENDED	PP JECIS	MILLION CURRENT US \$		STATUS*
			EXTENDED	DRAWN	
PAKISTAN					
USSR	1973 MAR	1,000 KW RADIO TRANSMITTER, ISLAMABAD TRACTOR ASSEMBLY PLANT (\$18.0 MILLION) EXPANSION OF THERMAL POWER PLANT, GUDDU (\$31.5 MILLION)			C UC C
	1974 OCT	CREDIT -- ADDED TO 1971 CREDIT FOR STEEL MILL, KARACHI	216.0	216.0	C
	1973 JUL	TRADE CREDIT -- TO COMPLETE STEEL MILL	225.0(U)	19.0	
		TOTAL	921.1	922.9	
		ESTIMATED MINIMUM TOTAL FOR PAKISTAN	1723.0	1135.9	
SRI LANKA					
EAST GERMANY	1965 FEB	LINE OF CREDIT TEXTILE MILL, THURURU (\$75.0 MILLION) COMMODITIES (IRON AND STEEL MATERIALS) TELEPHONE NETWORK COARSE YARN SPINNING M.L., MATTEGAMA (\$9.5 MILLION); TELEPRINTERS	42.0		C C C C C C
	1978 JUN	GRANT -- 25 RICE MILLS AND 500 RAILWAY CARS	20.0		
		TOTAL	62.0	42.0	
HUNGARY					
	1972 JAN	CREDIT -- MACHINERY AND EQUIPMENT ALUMINUM PLANT PHARMACEUTICAL PLANT RESEARCH EQUIPMENT (\$0.4 MILLION)	10.0	0.4	C C C C
		TOTAL	10.0	0.4	

TABLE 29

SOUTH ASIA: SUMMARY OF INFORMATION ON COMMUNIST ECONOMIC CREDITS AND GRANTS TO LESS DEVELOPED COUNTRIES BY DATE EXTENDED, 1954 - DECEMBER 1981

COMMUNIST COUNTRY	DATE EXTENDED	PROJECTS	MILLION CURRENT US \$		STATUS*
			EXTENDED	DRAWN	
SRI LANKA					
POLAND	1963 APR	LINE OF CREDIT HARDWARE AND TOOLS FACTORY, CAMPAHA (50.7 MILLION) RURAL ELECTRIFICATION HARDBOARD FACTORY TRAC"OR ASSEMBLY PLANT SPINNING MILL	8.0(A)	0.8	C
		TOTAL	8.0	0.8	
PRC	1957 SEP	GRANT RAILWAY CARS (\$8.8 MILLION) EQUIPMENT FOR 30 TEXTILE CENTERS (\$6.5 MILLION) COMMODITIES	15.8	15.5	C
	1958 SEP	CREDIT -- RICE			C
	1962 OCT	GRANT TEXTILE IMPORTS (\$4.2 MILLION) COMMODITIES	10.5	10.5	C
	1964 OCT	CREDIT -- MACHINERY AND EQUIPMENT RAILROAD CARS (\$1.3 MILLION)	4.2	4.2	C
	1970	GRANT INTERNATIONAL CONFERENCE HALL FOREIGN EXCHANGE FOR HALL MAINTENANCE	3.2	3.2	C
	1970 SEP	CREDIT -- RICE (100,000 METRIC TONS)	8.9	8.9	J
	1971 MAY	CREDIT -- FOREIGN EXCHANGE	25.2	25.2	C
	1971 OCT	CREDIT -- RICE (100,000 METRIC TONS)	6.5	6.5	C
	1972 APR	CREDIT -- CARCO SHIP	0.8	0.8	C

Secret

Secret

TABLE 29

SOUTH ASIA: SUMMARY OF INFORMATION ON COMMUNIST ECONOMIC CREDITS AND GRANTS TO LESS DEVELOPED COUNTRIES FROM DATE EXTENDED, 1954 - DECEMBER 1981

COMMUNIST COUNTRY	DATE EXTENDED	PROJECTS	MILLION CURRENT US \$		STATUS*
			EXTENDED	DRAWN	
SRI LANKA					
PRC	1972 JUL	CREDIT -- INTEGRATED TEXTILE MILL, MINERIYA	8.1	8.1	C
	1972 JUL	LINE OF CREDIT GIN GANGA IRRIGATION AND FLOOD CONTROL SCHEME (\$31.3 MILLION) FISH BREEDING FARM (50.8 MILLION) FINISHING MILL, PUGODA COMPLEX (\$10.4 MILLION) SHEETGLASS FACTORY	44.0	28.5	UC C C
	1972 SEP	CREDIT -- CARGO SHIP	0.9	0.9	C
	1972 DEC	CREDIT -- FOREIGN EXCHANGE	1.8	1.8	C
	1973 DEC	GRANT -- RICE (40,000 METRIC TONS)	14.0	14.0	C
	1974	CREDIT -- FOREIGN EXCHANGE	4.2	4.2	C
	1974 JUL	GRANT -- TRACTORS	0.3	0.3	C
	1976 JAN	CREDIT -- FOREIGN EXCHANGE	3.0	3.0	C
	1978 JUN	LINE OF CREDIT ROADS, HOUSING, SCHOOLS AND OTHER BUILDINGS FOR MAHAVELI GANGA HYDRO POWER PROJECT	60.0		UC UC
		TOTAL	221.9	146.4	
ROMANIA	1968	LINE OF CREDIT TIMBER COMBINE, AVISARELLA FOREST EXPLOITATION HOTEL, KANDY	2.5(B)	1.4	C
	1974 JUL	CREDIT -- RAILROAD CARS	10.6	5.0	UC
		TOTAL	13.1	6.4	

TABLE 29

SOUTH ASIA: SUMMARY OF INFORMATION ON COMMUNIST ECONOMIC CREDITS AND GRANTS  
TO LESS DEVELOPED COUNTRIES BY DATE EXTENDED, 1954 - DECEMBER 1981

COMMUNIST COUNTRY	DATE EXTENDED	PROJECTS	MILLION CURRENT US \$			STATUS
			EXTENDED	DRAWN	STILL	
SRI LANKA						
USSR	1958 FEB	LINE OF CREDIT DEVELOPMENT OF SUGAR CANE ACREAGE, KANTALAI (SO.8 MILLION) SURVEY, MALWATU OYA BASIN RESERVOIR HEADWORKS (SO.2 MILLION) IRON AND STEEL WORKS, HOMOGAMA-ORUWALA, STAGE I (S12.0 MILLION) TIRE FACTORY, KELANIYA (S7.5 MILLION) DEVELOPMENT OF COTTON ACREAGE, HAMBANTOTA (SO.2 MILLION) COLD STORAGE PLANT, KANDY (SO.1 MILLION) KELAN CANVA BASIN IRRIGATION SURVEY (SO.1 MILLION) FLOUR MILL, COLOMBO (S1.7 MILLION) IRON AND STEEL WORKS, STAGE II HOMOGAMA-ORUWALA (S6.0 MILLION) HYDROPOWER SURVEY	30.0	30.0	C	
	1965 JAN	GRANT -- PRE-FABRICATED HOUSING PLANT	0.9	0.9	C	
	1970 NOV	TRADE CREDIT -- MACHINERY AND EQUIPMENT TRACTORS (S1.0 MILLION) FLOUR MILL EQUIPMENT (SO.3 MILLION)	8.4	1.3	C	
	1973	TRADE CREDIT -- PETROLEUM AND GAS EXPLORATION ONSHORE, MANNAR ISLAND (S2.6 MILLION) OFFSHORE, MANNAR AND PALK BAYS (SO.7 MILLION) ASSOCIATED SURVEYS (SO.5 MILLION)	3.8	3.8	C	
	1974	CREDIT -- ILMENITE PROCESSING (K)				
	1975 FEB	CREDIT -- HYDROPOWER PROJECT, SAMAIALAWA DAM AND HYDROPOWER STATION TRANSMISSION LINES	57.0	4.9	JC	

Secret

Secret

TABLE 29  
 SOUTH ASIA: SUMMARY OF INFORMATION ON COMMUNIST ECONOMIC CREDITS AND GRANTS  
 TO LESS DEVELOPED COUNTRIES BY DATE EXTENDED, 1954 - DECEMBER 1981

COMMUNIST COUNTRY	DATE EXTENDED	PROJECTS	MILLION CURRENT US \$		STATUS*
			EXTENDED	DRAWN	
SRI LANKA	1975 FEB	IRRIGATION FACILITIES	100.1	40.9	
USSR		TOTAL	415.1	236.9	
		ESTIMATED MINIMUM TOTAL FOR SR: LANKA	9257.9	5423.7	
		ESTIMATED MINIMUM TOTAL FOR SOUTH ASIA			

NOTE: Credits on which repayment terms are known to be less concessional than those normally associated with aid (25 percent grant element) have been designated as trace credits. We have included in this category those credits repayable in a minimum of five years (which do not meet the aid criteria) and are clearly designed to promote trade.

\* Symbols used in table 29 have the following meanings: S - under survey, UC - under construction or being implemented, CS - construction suspended, and C - completed.

- (A) The amount extended reflects an adjustment for downpayments.
- (B) Minimum estimated value.
- (C) Additional credits for these projects were extended in 1962.
- (D) Credits extended to Pakistan prior to December 1961 known to have been designated for use in the Eastern sector have been deducted from amounts originally extended to Pakistan and reallocated to Bangladesh.
- (E) Original credit of \$11.0 million was cancelled December, 1975, and reduced to level of drawings.
- (F) These credits previously extended to Pakistan; reinstated in 1971.
- (G) Credit expired on 31 March 1972, reduced from original \$84 million to \$66.7 million, the amount obligated by that date.
- (H) The agreement does not establish a limit to the amount of assistance. New projects may be added in the future.
- (I) Converted from credits to grants in 1972.
- (J) Includes \$44 million of unused credits provided in 1965.