

~~SECRET~~

~~S~~ S-4052

5353

CIA HISTORICAL REVIEW PROGRAM  
RELEASE AS SANITIZED  
1999

11 January 1972

MEMORANDUM FOR:

AF/OPS/R/DDP

SUBJECT

: Data on Soviet Aid to Africa

Attached are the tables on Soviet aid and trade you requested.

Office of Economic Research

Attachment

As stated above

(S-4052)

~~SECRET~~

~~GROUP 1  
Excluded from automatic  
downgrading and  
declassification~~

~~SECRET~~

Table 1

Soviet Economic Aid to Africa a/

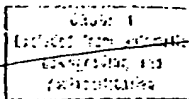
Country	Extensions 1956-71	Extensions		Million US \$
		1970	1971	Estimated Total Drawings 1956-71
Total	1,306	56	192	431
Algeria	426	--	189	136
Cameroon	8	--	--	1
Central African Republic	2	--	2	2
Chad	2	--	--	Negl.
Congo	14	--	--	8
Equatorial Guinea	1	--	1	--
Ethiopia	102	--	--	18
Ghana	93	--	--	31
Guinea	200	--	--	79
Kenya	49	--	--	4
Mali	64	--	--	48
Mauritania	3	--	--	1
Mauritius	5	5	--	1
Morocco	88	44	--	15
Nigeria	7	7	--	1
Senegal	7	--	--	1
Sierra Leone	28	--	--	2
Somalia	63	--	b/	40
Sudan	65	--	--	18
Tanzania	20	--	--	1
Tunisia	34	--	--	17
Uganda	16	--	--	6
Upper Volta	3	--	--	--
Zambia	6	--	--	1

a. Data for the past couple of years may be revised as IS/TA currently is reviewing the Communist aid program for its year-end roundup. Changes, however, are not likely to be significant.

b. The amount extended is not known, but may be substantial.

CIA/OER  
10 Jan 72

~~SECRET~~



~~SECRET~~

Table 2  
Soviet Trade with Africa  
1969-70

Million US \$

Country	1969		1970	
	Exports	Imports	Exports	Imports
Total	<u>180</u>	<u>172</u>	<u>216</u>	<u>226</u>
Algeria	58	62	69	62
Cameroon	1	12	1	8
Ghana	9	15	11	44
Guinea	9	3	12	3
Libya	11	Negl.	14	Negl.
Mali	5	2	5	2
Morocco	37	18	36	20
Nigeria	17	24	12	23
Sudan	16	14	36	50
Tunisia	4	3	3	3
All Others	13	19	17	11

CIA/OER  
10 Jan 72

~~SECRET~~




Table 3  
Soviet Military Aid to Africa

	<u>Year of Agreement</u>	<u>Value of Agreement</u>	<u>Million US \$ Estimated Total Drawn</u>
Algeria		<u>395</u>	<u>286</u>
Burundi		<u>Negl.</u> <u>Negl.</u>	<u>Negl.</u> <u>Negl.</u>
Congo		<u>14</u>	<u>7</u>
Equatorial Guinea		<u>Negl.</u>	<u>Negl.</u>
Ghana		<u>10</u>	<u>10</u>
Guinea		<u>15</u>	<u>15</u>
Libya		<u>13</u>	<u>60</u>
Mali		<u>6</u>	<u>5</u>

~~SECRET~~




Table 3  
Soviet Military Aid to Africa  
(Cont'd)

<u>Recipient</u>	<u>Year of Agreement</u>	<u>Value of Agreement</u>	<u>Million US \$ Estimated Total Drawn</u>
Morocco		<u>13</u>	<u>13</u>
Nigeria		<u>25</u>	<u>20</u>
Somalia		<u>50</u>	<u>47</u>
Sudan		<u>75</u>	<u>62</u>
Tanzania		<u>2</u>	<u>2</u>
Uganda		<u>10</u>	<u>7</u>
Total Military Aid		<u>748</u>	<u>534</u>

CIA/OER  
10 Jan 72

~~SECRET~~