



National  
Foreign  
Assessment  
Center

APPROVED FOR RELEASE  
DATE: JUL 2000

~~Secret~~  
NOFORN-NOCONTRACT-  
ORCON

PA LAR 80-017 F(b)(1)  
F(b)(3)


# Latin America Review

~~SECRET~~  
~~NOFORN-NOCONTRACT-ORCON~~

LATIN AMERICA REVIEW

8 August 1980

CONTENTS




~~SECRET~~



FOR THE RECORD

Jamaica: Moving Toward the Election ■ . . . . . 17



~~SECRET~~

FOR THE RECORD ■

Jamaica: Prime Minister Manley has told the ■■■■■ leaders of his People's National Party he will hold the national election by early October, 18 months before the end of his constitutional mandate. ■■■■■

Leaders of the moderate opposition Jamaican Labor Party, which is favored to defeat Manley, ■■■■■ believe that the election will proceed on schedule. They contend that a delay is unlikely because the Prime Minister has been unable to raise enough foreign credits to keep his government afloat after October. ■■■■■

■■■■■ a consortium of Middle Eastern countries--Algeria, Kuwait, Iraq, and the United Arab Emirates--informed Manley that its \$100 million loan would not be disbursed until after the election. Since he terminated a loan agreement with the International Monetary Fund last March because of its stiff conditions, Manley has replaced lost IMF credits only with a hasty patchwork of loans mainly from OPEC countries. ■■■■■

Election preparations are so far advanced that Manley would have great difficulty turning back. Registration of the over 800,000 voters is virtually complete, both parties have nominated all their 60 candidates, and vigorous campaigning is under way. The Labor Party and the moderate-controlled electoral commission, which Manley helped form, apparently believe that the groundwork for a fair election is being established. ■■■■■

Nevertheless, the attempt by some Cuban-assisted radicals in Manley's entourage to increase violence will continue to threaten a fair election. ■■■■■

8 August 1980

17  
~~SECRET~~

# OPINION POLL 10

CONDUCTED BY  
DR. CARL STONE

## JLP AHEAD: PNP NARROWS LEAD TO 11.8 PERCENT

The June 1980 Poll showed that among persons who have decided to vote in the next elections the JLP has 55.9% of the popular vote and the PNP 44.1%. This finding represents a narrowing of the JLP lead which in May 1980 was found to be JLP 57.6% and PNP 42.4%. The changes in the balance of party strength between November 1979 and June 1980 are all within the bounds of likely sample error and could be due either to sample error or genuine changes.

The June Poll found that approximately 21% of the public have either decided not to vote or are unsure as to whether they will.

The May Poll found that 86% of the public wanted to register and vote. At the end of June and with one week remaining to complete enumeration the June Poll found that 78% had been enumerated, and among those enumerated the majority wish to vote. Some persons who have been enumerated will not be voting while some who were not enumerated up to the end of June wish to vote.

Among citizens who have been enumerated and desire to vote the JLP has 55.4% and the PNP 44.6%. It could be argued that: this is probably a more accurate picture of the balance of strength between the parties than either the March or May Polls as it counts only members of the public who at the time of

the Poll had become registered voters. We need, however, to bear in mind the fact that the sample is 2% biased in favour of the PNP and we have not corrected for this.

### QUESTION:

If an election were called now, which party would you vote for?


NOTE: THE JUNE 1980 PUBLIC OPINION POLL WAS CARRIED OUT BETWEEN JUNE 26TH AND JUNE 30TH IN 26 AREAS ACROSS THE ISLAND. THE POLL INTERVIEWED 812 PERSONS FROM A SAMPLE OF COMMUNITIES THAT ARE REPRESENTATIVE OF THE NATIONAL VOTING TENDS THAT WERE REGISTERED IN THE 1976 PARLIAMENTARY ELECTIONS. THE POLL ACHIEVED A HIGHER RESPONSE RATE THAN ANY EARLIER POLL IN TERMS OF CITIZENS WILLINGNESS TO ANSWER ALL QUESTIONS (INCLUDING IDENTIFY PARTY AND VOTING QUESTIONS) AND IN TERMS OF CITIZENS WILLINGNESS TO BE INTERVIEWED. THE RESULTS ARE SUBJECT TO A MAXIMUM PROBABLE ERROR OF 2% PLUS OR MINUS. WHEN THE VOTE IN THESE 26 AREAS IN 1976 WAS COMPARED WITH HOW THE PERSONS WE INTERVIEWED SAY THEY VOTED THE SAMPLE ERROR WAS FOUND TO BE 1% IN FAVOUR OF THE PNP - CARL STONE.

### ANSWERS:


(Including only persons who have indicated an intention to vote).




(Including only persons already enumerated and had indicated an intention to vote).



#### Party lead in Polls



The June Poll when undecided were included showed the following:-



EACH FIGURE REPRESENTS 10%

8 August 1980

\*Source: Sunday Gleaner, 27 July 1980, p.5.

~~SECRET~~

[REDACTED] most local observers seem convinced, however, that the unprecedented level of political violence in this campaign will continue through election day. [REDACTED]

[REDACTED]

[REDACTED]

8 August 1980

19

~~SECRET~~