

SESSION INFORMATION

- A. TARGET DATA:
 Task/Target No. : 93-177-P
 Session No. : 01
- B. PERSONNEL DATA:
 Source No. : 049
 Monitor's No. : NA
 Beacon/Sender No. : 049
- C. SESSION DATA:
 Date Task Received : 19 MAR 93
 Session Date : "
 Start Time : 1010
 Stop Time : 1035
 Method Used : NA
 Aids/Distractions (PIs) : Shoulder, etc.
 Pre-session Hunches (AVs) : NA
 Date Summary Returned : 19 MAR 93
- D. EVALUATION DATA:
 Viewer's Estimate :
 Evaluator's Estimate :
- E. SESSION SUMMARY:

The following attributes were chosen from the target and concentrated on by myself, the sender:

Stone construction	Ancient	Mediterranean Area
Religious/ceremonial	Sacred	Tall
Circular	Gabled	Squared
Columns	Statues	Idols
Sunny	Dusty	Rocky
Recreation/tourist today	Classical	Warm
Exposed rock	Mythological	Priests
Different levels	Priestesses	Eryctheum
Several different structures	Parthenon	Propylaea
Athens	Greece	Hill top
Zig-zag stairs	Craftsmen	Famous attraction
Alot of people milling around		Zeus
Surrounded by a cluttered city		Hera
Gods & goddesses	Hollow	Alot of stairs
Concept of climbing	Apollo	Old

P: 95-179-R

Stone construction

Ancient

Mediterranean Area

Religion / Ceremony

Sacred

Tall

Circle


Gabled

Square

Columns

Statues

Idols



Sunny

dusty

Recreation / tourist today

Classical

Mythological

Different levels

Several different structures

Enycthem

Parthenon

Propylaea

Athena

Greece

Zig zag stairs

Hill top

Surrounded by cluttered city

Famous attraction

Lot of people walking around

Craftsman

old

Zeus

Apollo

Hera

gods & goddesses

Hollow

Lot of stairs

Concept of climbing

Rocky


Exposed rock

warm

Priests

Priestesses

- on top of a hill
- complex of structures



PROTOCOL

JOINT COMMUNICATIONS SERIES

The Joint Communications (JC) series will involve the interaction of our remote viewers acting as senders as well as receivers.

One remote viewer will be designated as the "sender" while the remaining two viewers will be the designated receivers of information during a specific time window set aside for this purpose. The time window will normally be from 1000 hrs to 1045 hrs.

Immediately following the session, the two remote viewers who acted as receivers will finalize their independent summaries with supportive sketches.

The two remote viewers who acted as receivers will then compare their composite findings and agree upon a prioritized listing of key responses to the target.


In all instances, the remote viewers acting as receivers must address the most significant target aspects. These will be identified as a distinct and separate entry in the summary.

Immediately following the session, the sender will also prepare a short summary of his "sending" activities that will reflect areas of concentration including the feeling/sensation/sound aspect associated with the target.

After the four targets in this phase are completed, a target-RV script/sketch judging procedure will occur. All four targets will be placed in random order and analysts will attempt to identify their proper order based on the RV data. This is similar to the procedure used in the December 1992 communication experiment.

Important Note: The sender(s) cannot discuss the target until after the judging process is completed. The two receivers cannot discuss their data with anyone else until after the judging process is completed.

CPYRGHT



Tourists through the well-worn steps of the Propylaea, imposing entrance to the Acropolis.

10-2
TASKING SHEET

SOURCE NO: _____

DATE: 19 Mar 93

SUSPENSE: 19 Mar 93

1500 hrs

1. PROJECT NUMBER 93-179-P

2. METHOD/TECHNIQUE: Method of choice.

3. BACKGROUND: This project is part of joint communications series involving the interaction of one remote viewer acting as a sender while the remaining two remote viewers act as receivers during the time window of 1000 hrs to 1045 hrs on this date. A copy of the general protocol for this series is attached.

----Source 049 will act as the sender while Source 079 and Source 025 will act as the receivers.

4. ESSENTIAL ELEMENTS OF INFORMATION: (FOR THE RECEIVERS)

----Describe the key features/shapes/contours of the target.

----Determine the spatial relationships as well as predominant colors and backgrounds at the target site.

----Determine the purpose of the target structure(s).

----Provide sketches in support of your findings.

----Identify and describe the most significant factor that is implicit to the target.

5. COMMENTS

---- The "sender" will focus on the key target elements. In addition, the "sender" will also concentrate on a key feeling/sensations/sound aspect that is associated with or is implied by the target. This will be recorded as part of the target material.

----The initial phase of this exercise will have four targets