


Paul
18 Sep 86
F. Mealy, MD
Ed
1404

193300
486078



A. av
flat
hav
B. low

P. up
and
over
out
up
over
entire

B. starts

S 2
brown
orange

Carpenter 66

each SIV
Kumpy SIV

green

grey
cool

smooth

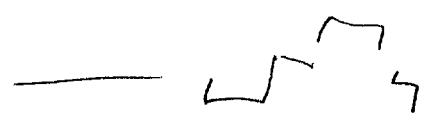
shiny

Dangerous solid
bumpy
thin
flat
tall
tapered
box
very tall

for Bk
large slanted
~~front~~
metal structure
like a futuristic
sky scraper

193300

486078



A. across
flat
hard

B. hard

A. across
curved
across

Solid
vs. Structures

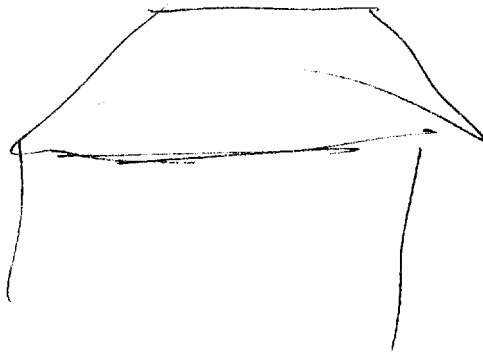

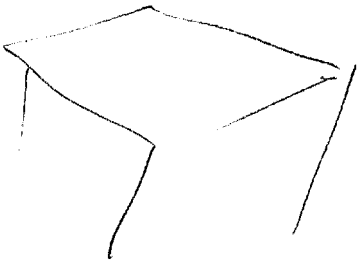
1-2
range


A2 Bk
chills

blair
yellow
vegetation smell
outside smell
wood taste

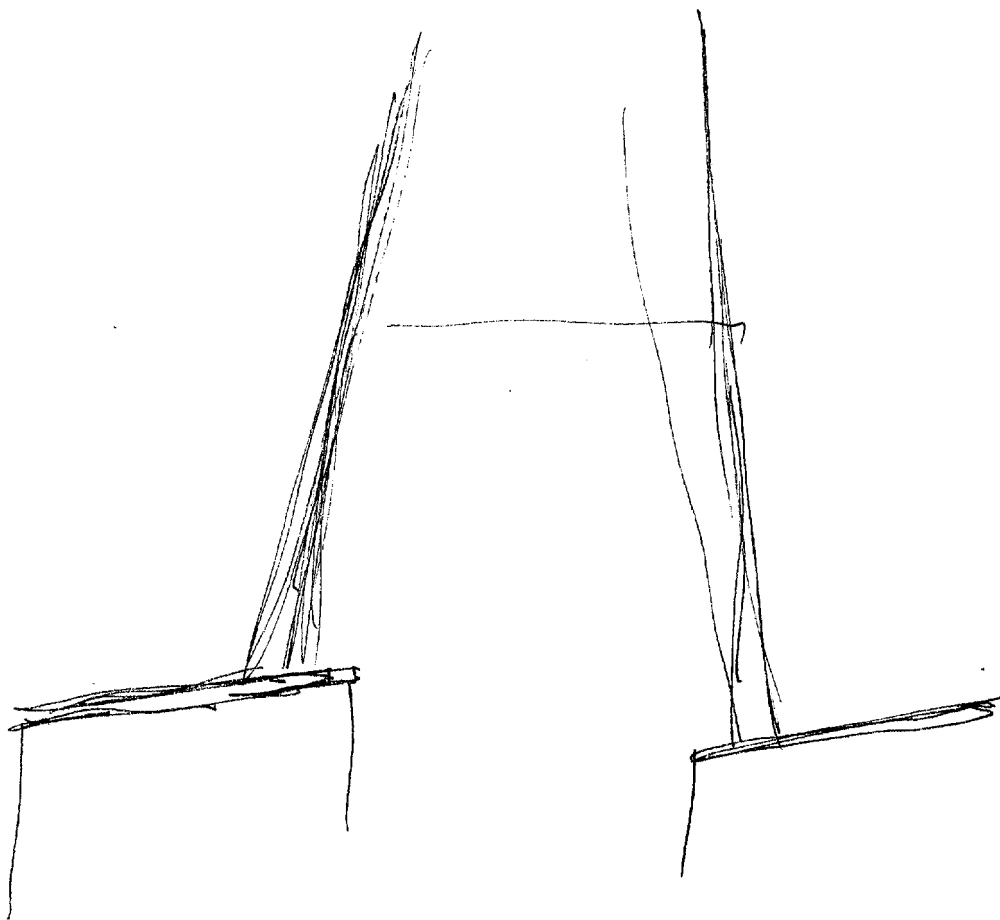
key
angle
rectangular
high
large

A: B & tall
surprised
General height





AI BK
high



Am B L
like a city
mecca
old world
city

52

D

AZ

EI

T

I-Ad

As

taped
hard
copy
sold

deny
wrote
a
comment
a
book

ed

old

old

AZ Bic
transmission
view!
more inspiring

102 US
fuel city
lim looks
down from
a long
on a hill
sell forever

S2

D

AZ

EZ

T

I

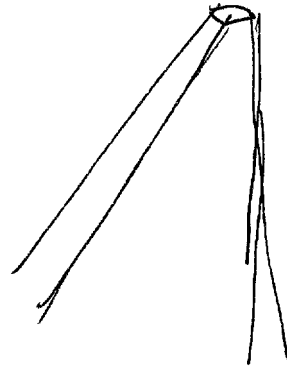
for

A/S

roof

flat

structure



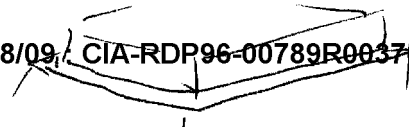
Pyramid-like

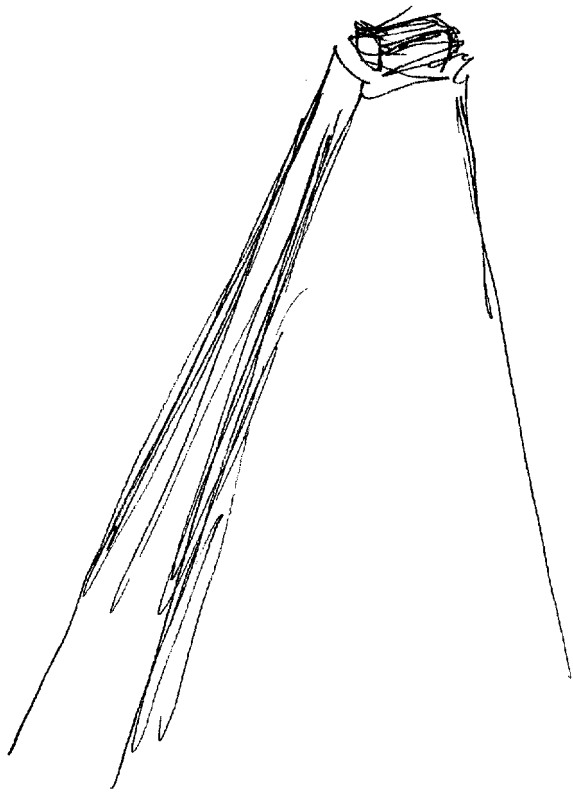
bumpy

S 4 1/2: level of openings or embrasures here + there on the sides

really solid

lip
on
edges





for BK
high radio/microwave
tower

SUI

S2 D AI EI T I AOL AS

function
egress
ingress

AOL BK
space
scene
stars,
handover
in
space

white

tail

AOL BK
huge parallel
dishes
sppt, grids
like NSA

S2

D

BI

EI

T

I

for

Als

red

rounded


small

AI BK
tall


slightly

for BK
Honey
dam

~~for~~

~~for~~
Feeling
it's not
normal
technical
site

for BK
6200/Mayan
rums
paleque

S 4/1

92

D

A1

E I

T

I

me

Als

S 4/2: took a long time to build. Intended as a watchdog place


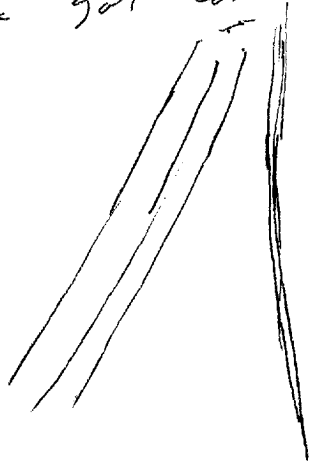
for Bk
Lighthouse

isolated
prominent

open
area

rocky

S 4/2 got corners - not rounded



SVI

13

.52

AZ FZ

I J

A02

ALS

green
brown

rocks

hor blc
like the
basalt formations
near B.C.

hor blc
Bridge
across of
chasm

bruz

fz Blc
pleasant

Site involves an extremely tall, extremely solid tapered structure, whose "outside" is of greater significance than its "inside". The top is flat and has some sort of cruciform pattern on it & there's a lip or ledge around the top. Entire structure seems to be built on a land form higher than surrounding terrain, and ones have smaller rectangular bldgs around it or even attached. Structures seem to have a purpose of "watching". It has the sense of isolation or separation, as it's located in a ^{remote} non-urban area. Structure seems to have openings into the side of it every so often. It's been here a long time. It's been

1505