

~~SECRET~~ NOFORN

PROJECT SUN STREAK

WARNING NOTICE: INTELLIGENCE SOURCES AND METHODS INVOLVED

PROJECT NUMBER: 8907 SESSION NUMBER: 03
DATE OF SESSION: 2 JUN 89 DATE OF REPORT: 5 JUN 89
START: 1045 END: 1207
METHODOLOGY: CRV VIEWER IDENTIFIER: 011

1. (S/NF/SK) MISSION: Access and describe an activity of special interest at a target structure reflected in a copy of overhead photography.
2. (S/NF/SK) VIEWER TASKING: Viewer 011 was given the opportunity of reviewing the summaries of information submitted (by 011) in Session 01 and Session 02. Viewer was not shown a copy of the target structure reflected in overhead photography. Viewer tasked to provide additional details relative to the special ongoing activity at the target structure; and, to describe the nature of the platform (or system) involved. Indicate a timing factor involved, ie, when will the system become "operational."
3. (S/NF/SK) COMMENTS: No inclemencies reported. A Summary of Information is attached to this report.
4. (S/NF/SK): EVALUATION:

HANDLE VIA SKEET CHANNELS ONLY

~~SECRET~~ NOFORN

CLASSIFIED BY: DIA (DT)
DECLASSIFY: OADR

WORKING PAPER

B907
B90602
V: 011
S: 03

(MONITOR DG - SUMMARY OF INFORMATION)

Viewer 011 perceived the "platform involved" as a large, long vehicle with a minimum drag configuration as in a submarine or surface ship. See sketch at ENCLOSURE 1. The key identification consists of a long, round, horizontal antenna, like a "bulge" that contains the energy "field that acts to neutralize any other wave-like energy present in the area." These devices may show up in the modifications done to "standard" vehicle designs. However, large power sources are required, and, new power plant/generators are also required (as in a laser).

The energy collection device is being installed as a modification to an existing system (vehicle). It will be noted that the "bulge", discussed earlier, is coated with a special material. The entire surface of the vehicle is also coated with the "special material"...."some type of integrated skin covering." The changes (adaptations) will probably occur within one to one and one half years from date. An "initial phase (of completion)" may occur sooner.

Follow-on to 8907

011
2 JUNE 1989
Session # 3

Monitor: DG.

PROJECT 8907
2 June 89
SESSION 3
TIME: 1045-1207
V# 011

MONITOR: D.G.

MONITOR'S COMMENTS:

PROCEDURE:

Viewer 011 was provided his previous material (#1, #2) to review. When encrypted coordinates was reinserted (130862/141105) and following questions/statements given to the viewer:

- This is follow-up to 130862/141105 (#8907) for additional data/clarification
- Review the following:
 - Additional technical details relative to "activities" in facility of interest;
 - Describe nature of "platform(s)" or "system(s)" involved.

- Viewer 011 provided data on page 1. ~~1.2~~
- short break at ¹¹²⁰~~1130~~ (10min).

~~• Viewers~~

• Questions were reinserted with emphasis on "what to look for," & nature of "platform" involved. Pages 2 & 3 followed.

additional question was asked after pages 2 & 3 were completed.

1. what is your best estimate of the "platform" involved?

Response: "A large, long type of vehicle with a "minimum drag" configuration. (More likely submersible or surface ship -- see sketch pg. 4; Key identification ~~of energy suppressing device~~) is a long round horizontal antenna like bulb "bulge" that contains the energy suppressing mechanism that sends out "negative energy" ^{where} ~~other~~ "device" ~~may show up in~~ ^{modifications to} standard vehicle designs, ~~modifications~~. However, large power source are required, and new power plant/generator are required (AOL -- like for a laser laser)."

2. what are "timing" factors?

Response: "the energy cancellation" device is being installed ^{as} a modification to an existing system (vehicle). It ~~will~~ be noted ^{as} of the "bulge" discussed earlier. Special ^{coated} material will cover the "bulge". entire surface of the vehicle is coated with special material -- some type of "impregnated" skin or covering. Its first "roll-out" will probably occur within 1-1 1/2 years. an "initial phase" may occur sooner.

130862
141105

SYSTEMS? (CONFIGURATION)
TECH DETAIL?

2 JUN 89
1045 ~ 1207
503

P.I.s
A.V.s

S2 D AI EI T I AOL A/S

round
long
coils

energy
energies
disruptive energy

frequencies
sympathetic

4^{1/2} - energy in the form of waves..... sympathetic resonance.....
..... cancellation or negation of energy through sympathetic resonance
---- blue, purple - ultraviolet --- high frequency.

DEVICE?!!

black
grey
metallic

carbon-like

long
round
oval

4^{1/2} - this device is intended to be used in connection with some sort of vehicle --- the purpose of which is to render the vehicle virtually invisible to active detection methods (i.e. radar). It does this by negating energy through sympathetic resonance.

This system could be utilized with surface ships, submarines and with aircraft. However, at this point in time, the system is rather cumbersome and requires such a high power source that its use in aircraft, right now, is doubtful. But that's not to say that some time in the future it would be ruled out.

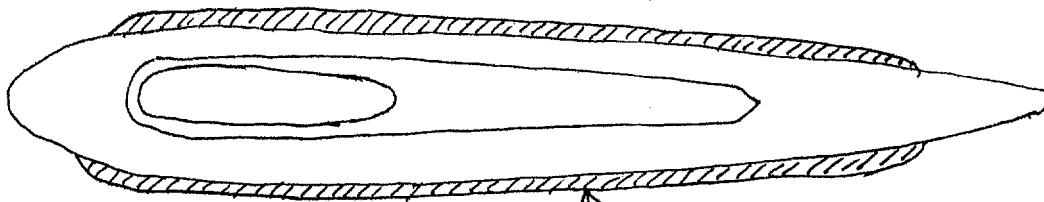
DEVISE

AGL MATCHING
 REMINDS ME OF
 THE PHILADELPHI
 EXPERIMENT

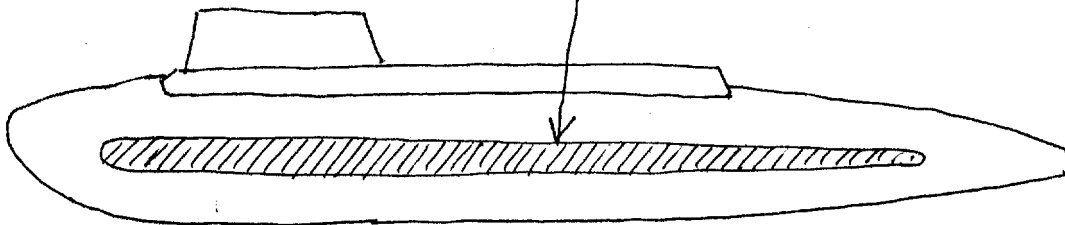
long
 rounded
 horizontal

antenna-like

4½ - its intended use, at this time, is to render large vehicles undetectable for periods of time. This is due partly because the system itself is burdensome and bulky and also it requires a great deal of energy to operate. This source of energy can only be supplied by the larger power plants of ~~the~~ such vehicles as ships and submarines —



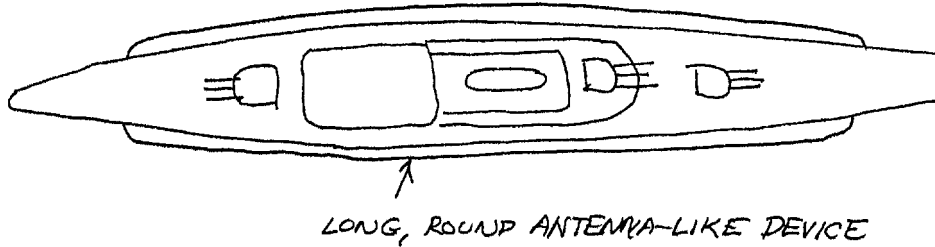
LONG, ROUND, DULL BLACK ANTENNA-LIKE DEVISE



EXAMPLE - SUBMARINE - must be rather large to accomodate system and power source - most likely nuclear power plant. Look for modifications in size and shape.


Most importantly is the antenna-like device, that must run the length of the ship. This is the device that emits the energy which ~~renders the energy~~

TOP VIEW SHIP



LONG, ROUND ANTENNA-LIKE DEVICE

IN the case of a large ship the long round device would also be the most obvious give-away



Configuration for an aircraft is very unclear, at this time, it could be dorsal mounted top or bottom, or it could be side mounted, as with the ships. I don't think that the aircraft configuration has been worked out yet.