

F: SET-7
D: 049
D: 910418
T: 0952-1026
Session Type: A
Session Mode: Solo CRV


Summary of Information

The target is a yellow rectangle. However, the color blue kept creeping into the session. I finally had to draw a line on the paper, put the word "blue" on one side and "yellow" on the other and "feel" which color it was.

pack, soft ball

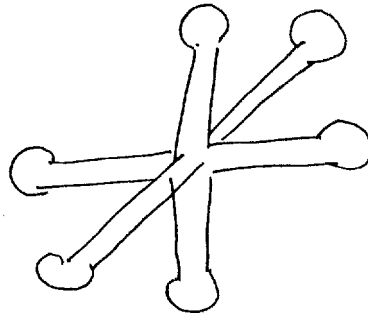
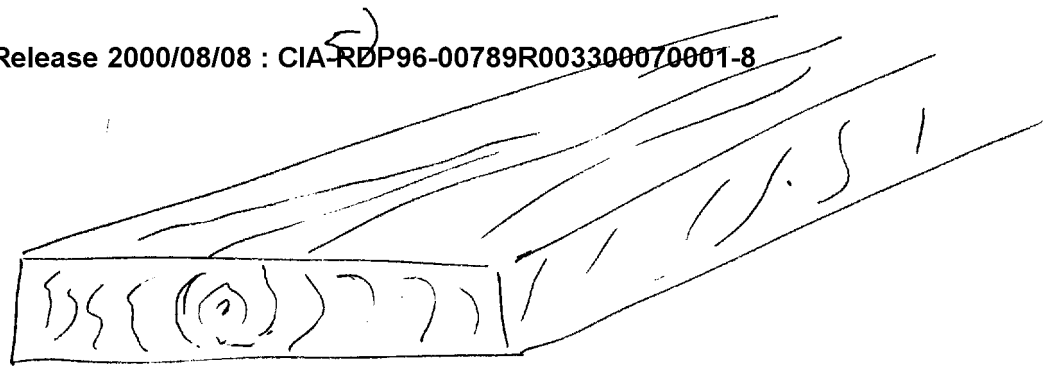
AV - orange nipples or wavy lines

Avc Sketch

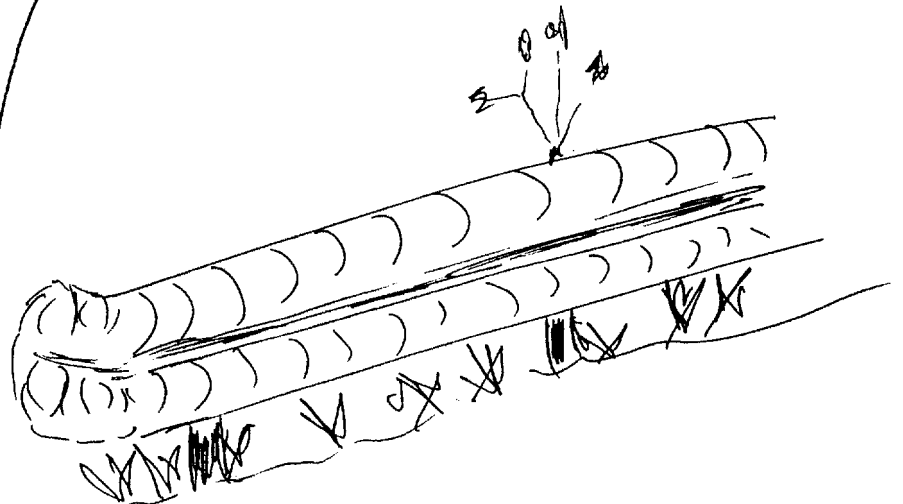
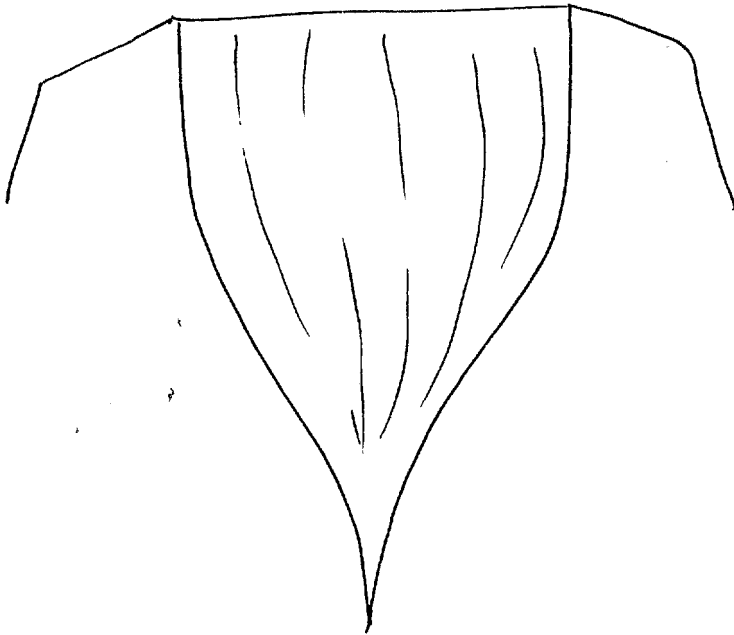


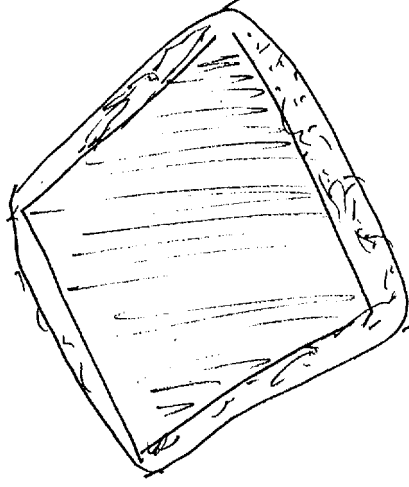
0419
18 Apr 91
FA Mem
Solo CAR
ST: 0952
ET: 1026

Avc BK
Upside down
transfer



ASL
JACK





S2

D

AF

EL

T

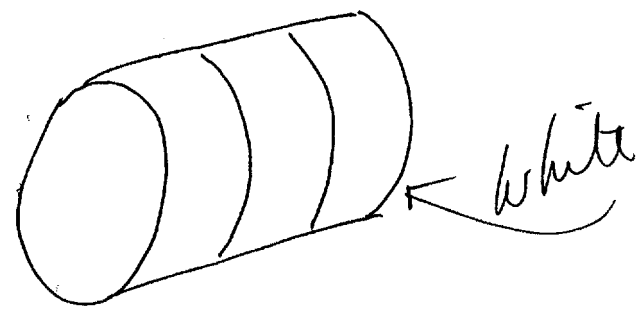
I

ADL

AS

[Color]

ADL
Green square



Barrel shaped object

S2 D AI EI T I AOL A/S

[Primary color]

Bl	gr
yel	pin



[Shape]

S6/S7



yellow
or
blue

rectangle



GENERIC TASK SHEET

SPECIAL PROFICIENCY TARGET (SPT)

DATE: 18 APR 91

TARGET NO: SPT-7

COMPLETE DATE: COB 18 APR

TARGET DESIGNATOR: SPT-7

TARGET PACKAGE LOCATION: A-1

TARGETING TECHNIQUE: SPT-7

TARGET DATA DESIRED:

✓

○

1. DESCRIBE KEY TARGET FEATURES: (Include forms, shapes, spatial aspect, color, motion/dynamics):

- Emphasize the following: COLOR

- Do for the following perspectives:

- Ground-level

- Over-view

✓ →

- Other: GEOMETRIC SHAPE

- List in order of importance/most likely.

~~2. IDENTIFY KEY TARGET CONTENT: (Include meaning, purpose, function, nature of activity, type/nature of people if present):~~

~~- Emphasize the following: _____~~

~~_____~~

~~- List in order of importance/most likely.~~

✗

3. IF PERSONALITY, DESCRIBE: _____