

Phenomenological Research and Analysis

Author:

Edwin C. May, Ph.D.

1 January 1991



Science Applications International Corporation
An Employee-Owned Company

Presented to:

U. S. Government

Contract MDA908-91-C-0037
(Client Private)

Submitted by:

Science Applications International Corporation
Cognitive Sciences Laboratory

I OBJECTIVE

The objective of this document is to provide a periodic status report for research and analysis of anomalous mental phenomena.*

* This report constitutes the deliverable DI-MGHT-80227 under contract number MDA908-91-C-0037.

II PROGRESS REPORT

1. Technical Milestones

In this section, we provide highlights of the technical progress during the period between 1 October and 30 November 1991. Please see the Interim Technical Report for the same time period for complete details.

1.1 Clin 1: Research

The primary activities during the reporting period included:

- Final details for the first meeting of the Policy Oversight Committee (POC) on 2 December 1991.
- Final details for the first meeting of the Institutional Review Board (IRB) on 6 December 1991.
- Completion of IRB protocols for experiments that are specified in the Statement of Work.
- Completion of Scientific Oversight Committee (SOC) protocols.
- Computation of change of entropy for a static target pool.
- Development of software for digitizing dynamic targets.

All SOC protocols have been mailed to the membership.

1.2 Clin 3: Support Activity

There was no activity under this clin.

1.3 Clin 4: Hardware and Software

All hardware and software purchases have been received.

1.4 Clin 5: Support Activity (Option 1)

There was no activity under this clin.

2. Changes

No changes to the Cognitive Sciences Laboratory, method of operation, management, or milestones occurred during this reporting period.

3. Problems

There were no problems encountered during the reporting period.

4. Financial summary

4.1 Total Project Statistics (\$1,442.057 k)

Figure 1 shows that the overall project expenditures are near the ideal linear curve. The actual spending curve falls below the linear model. This can be accounted for by the fact that the subcontract vouchers and the expected equipment purchases are not yet included in these figures.

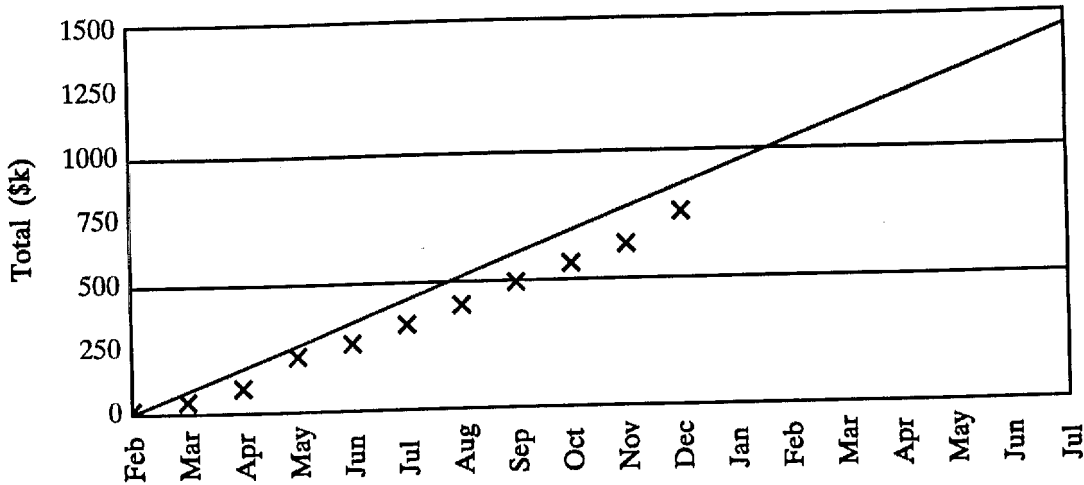


Figure 1. Financial Performance for Total Project

Table 1.

Total Project Financial History

Date	Expenditure (\$k)
1 March 1991	\$6.812
29 March 1991	\$41.632
26 April 1991	\$91.944
24 May 1991	\$211.899
21 June 1991	\$258.388
19 July 1991	\$328.615
16 August 1991	\$399.904
13 September 1991	\$484.452
11 October 1991	\$567.262
08 November 1991	\$626.577
06 December 1991	\$749.229

4.2 CLIN 1 — Research (\$1,062.760 k)

The remaining items left to perform on the statement of work will be completed on this CLIN.

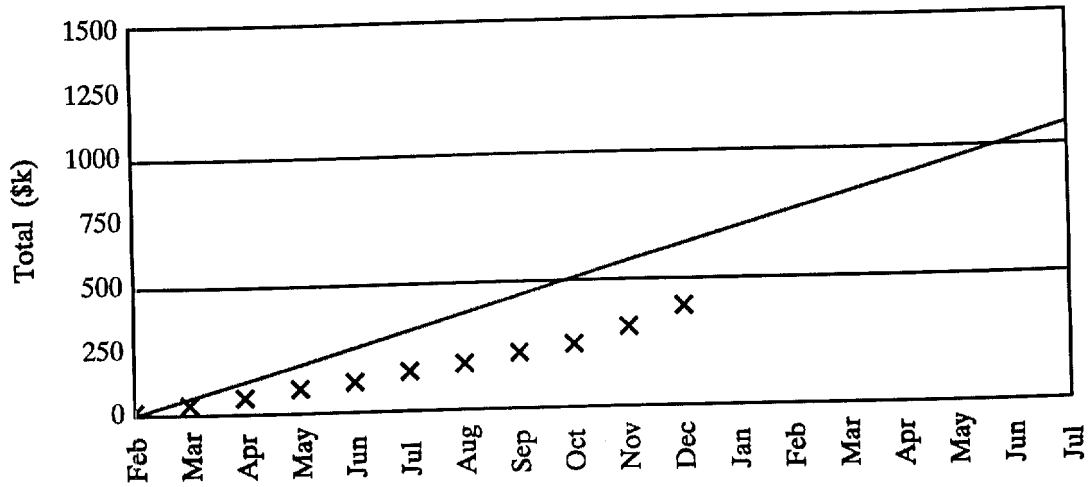


Figure 2. Financial Performance for SOW 6.1, 6.2, 6.3

Table 2.

Total Project Financial History

Date	Expenditure (\$k)
1 March 1991	\$6.812
29 March 1991	\$34.528
26 April 1991	\$60.232
24 May 1991	\$92.813
21 June 1991	\$115.303
19 July 1991	\$151.531
16 August 1991	\$177.491
13 September 1991	\$215,398
11 October 1991	\$244,112
08 November 1991	\$309,198
06 December 1991	\$387,474

4.3 CLIN 3 — Support Activity (\$195.298 k)

The work performed on this CLIN has been completed. The 15% pending dollar amount is the withholding which will be invoiced at the close of the contract.

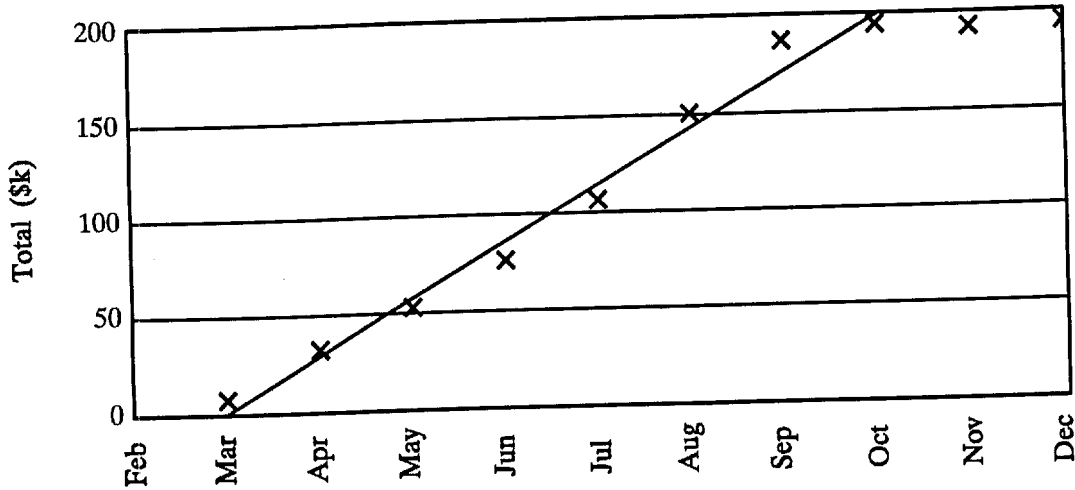


Figure 3. Financial Performance for SOW 6.4

Table 3.

Total Project Financial History

Date	Expenditure (\$k)
1 March 1991	---
29 March 1991	\$7.103
26 April 1991	\$31.712
24 May 1991	\$52.137
21 June 1991	\$75.586
19 July 1991	\$106.145
16 August 1991	\$150.383
13 September 1991	\$187.522
11 October 1991	\$193.338
08 November 1991	\$193.338
06 December 1991	\$193.338

4.4 CLIN 4 — Hardware and Software (\$134.584 k)

Clin 4 is an equipment line item, and Figure 4 shows its financial histories. We expect the final invoices to be processed in the near future which will close out this CLIN. The 15% pending dollar amount is the withholding which will be invoiced at the close of the contract.

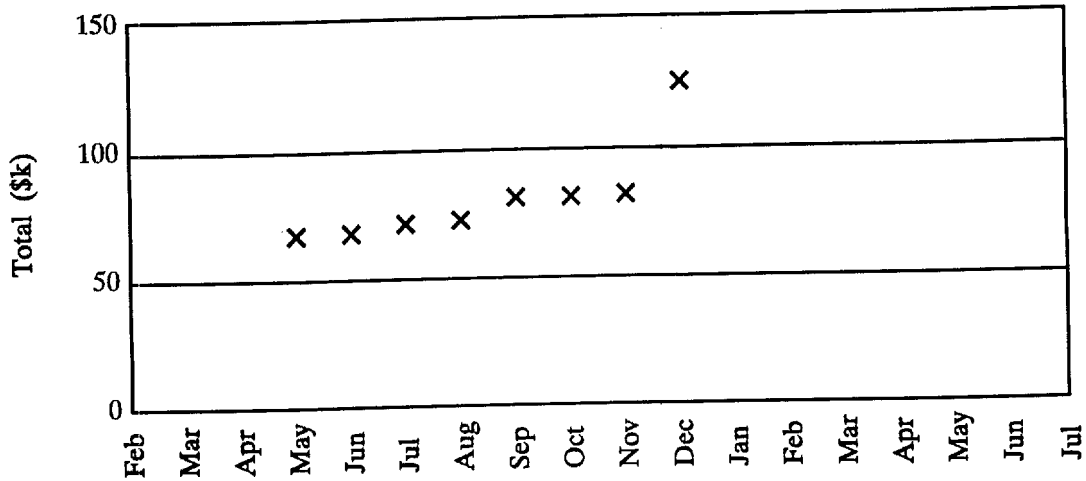


Figure 4. Financial Performance for Equipment, Hardware, and Software

Table 4.

Total Project Financial History

Date	Expenditure (\$k)
1 March 1991	---
29 March 1991	---
26 April 1991	---
24 May 1991	\$66.949
21 June 1991	\$67.499
19 July 1991	\$70.938
16 August 1991	\$72.028
13 September 1991	\$80.617
11 October 1991	\$80,646
08 November 1991	\$81.356
06 December 1991	\$124,648

4.5 CLIN 5 — Support Activity, Option 1 (\$49.415)

Although expenditures ended by 30 September, all invoices had not cleared by then. We expect the final invoices to be processed in the near future which will close out this CLIN. The 15% pending dollar amount is the withholding which will be invoiced at the close of the contract.

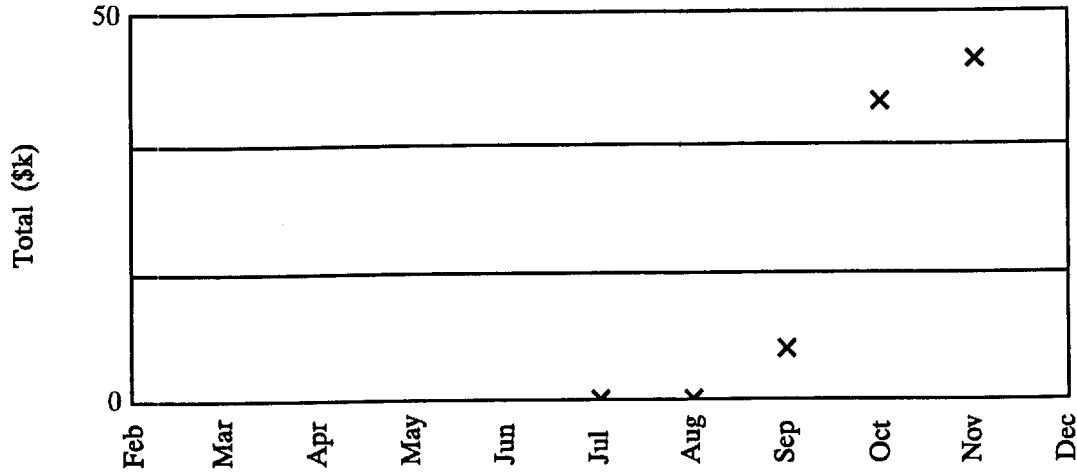


Figure 5. Financial Performance for Equipment, Hardware, and Software

Table 4.

Total Project Financial History

Date	Expenditure (\$k)
19 July 1991	---
16 August 1991	---
13 September 1991	\$6,546
11 October 1991	\$38,452
08 November 1991	\$43,886
06 December 1991	\$43,886