

SESSION INFORMATION

- A. TARGET DATA: Feb 2
Date: _____
Task/Target Number: _____
Session Number: _____
- B. PERSONNEL DATA: 079
Source Number: _____
Monitor Number: _____
- C. SESSION DATA:
Session Start Time: 10 00
Session Stop Time: 10 30
Method Used: _____
Distractions/Hunches: _____
- D. EVALUATION DATA:
Viewer Confidence (H/M/L): _____
Evaluator's Estimate: _____
- E. SESSION SUMMARY:

During this session, I felt two strong areas where the "X" may be and so I marked both. The project officer then told me to pick one so I marked one as primary.

93-155-P

079

2 FEB 93

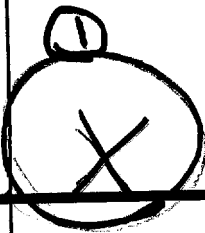

079

A

B

C

D

1				
2				
3				
4				

--- 079 requested to identify
 one of these marks that is the
 reply to the query

*11/17/93
one general
10*

TASKING SHEET

SOURCE NO: 079

DATE: 1 FEB 93

SUSPENSE: 2 FEB 93

1200 hrs

1. PROJECT NUMBER: 93-155-P

2. METHOD/TECHNIQUE: Method of choice.

3. BACKGROUND: We are continuing a series known as the communication proficiency project for a potential customer. It involves the selection of one of the appropriate squares reflected on the attached 4X4 matrix.

----The series involves the use of a beacon person (Mickie) who will select a square randomly and mark it with a large "X".

----Initially, no specific message will be associated with the selection. At a later date, this approach will be adapted for actual message transmission (from a potential prisoner, hostage etc.)

4. ESSENTIAL ELEMENTS OF INFORMATION: _____

----Using the attached unmarked matrix, please "select" and mark the proper target square.

5. COMMENTS: _____

----Optional Coordinates: 916803/389055.

----Target selection is accomplished on a random basis by a "beacon person."

----This series will run for ten tasks.

73-135-P

TARGET


BK(CMS)

A

B

C

D

1				
2				
3				
4				