

30 May 85 1 Jul 85 331/001/85

INSTRUCTIONS - ORIGINAL AND 8 COPIES

4A. Authorized Approving Official or Designee (DIAM 44-2)  
Jack Vorona  
 Signature  
JACK VORONA 30 MAY 85  
 Type Name Date

5A. Funds are certified available and have been committed  
 Accounting classification 5B. Amount  
 9750100.44 6F0301 1534 503744 \$2,406.20

4B. Name, Ext, and Signature of Designated Supply Coordinator (DIAM 25-1)  
Brian Buzby  
 Signature  
BRIAN BUZBY 30 May 85  
 Type Name Date

5C. Name and signature of Certifying Official  
 Signature  
 Type Name Date

6. Element POC/COTR Telephone No. Office Symbol

7A. Ship To: DIAC, Bldg 6000, Washington, DC ~~90301~~ BALLING AFB, DC 7B. Mark for: DT/LTC Buzby

8A. Stock/Item No.	Description of Supplies or Services	Quantity	Unit	Estimated	
				Price	Amount
WV1460	Panasonic low light level video camera	1	@	\$560	\$560
	24mm auto-iris lens	1	@	\$165	\$165
CM-14	Pelco camera mounts	2	@	\$ 25	\$ 50
PVM-122	Sony 14" B/W video monitor W/audio	1	@	\$365	\$365
WJ-810	Panasonic Time/Date Generator	1	@	\$385	\$385
AG-2200	Panasonic VHS video recorder	1	@	\$680.20	\$680.20
	Video connecting cable, 50 ft	2	@	\$ 22	\$ 44
	Video connecting cable, 10 Ft	1	@	\$ 13	\$ 13
	Blank VHS T-120 tapes	24	@	\$ 6	\$144

**ACCOUNTABLE PROPERTY**

9.  Recurring requirement Source: DT  
 GSA Schedule Number (if known) P. 58, Pt 3, Sect. B 8B. Total \$2406.20  
 Acquisition Plan No.

10. Action Office if External to DIA: \_\_\_\_\_ Other: \_\_\_\_\_  
 Interservice Support Agreement No: \_\_\_\_\_ External POC: \_\_\_\_\_

11. Justification/Remarks  
 Closed circuit video monitoring/recording system listed above is needed to satisfy training and operational requirements of a classified DIA Special Access Project. Justification maintained under separate cover. Approval by DT and RTS 6-B.  
 SG1J

12A. Requisition Number/Other 8958/85  
 Date 31 MAY 85  
891

13A. Coordinations  CRRB  SADPO  
RTS-6B 5/31/85  
RTS-6

Contracting and Acquisition Office  
 Other: \_\_\_\_\_

13B. Approvals  Not required (DIAR 44-4)  
 CRRB \_\_\_\_\_  
 SADPO \_\_\_\_\_  
 13C. Budget Reporting Code R400  
 Yes  No

12D. Received By: (Signature) \_\_\_\_\_  
 Date \_\_\_\_\_

14A. Action Assigned To:  
 Contract Specialist: \_\_\_\_\_  
 Telephone No: \_\_\_\_\_  
 14B. Date \_\_\_\_\_

**SGFOIA2**


**Approved For Release 2000/08/08 : CIA-RDP96-00789R002100140002-2**

**Approved For Release 2000/08/08 : CIA-RDP96-00789R002100140002-2**

**SONY**

Sony Video Communications

Approved For Release 2000/08/08 : CIA-RDP96-00789R002100140002-2  
**MONOCHROME VIDEO MONITORS**




PVM-411

**PVM-411 Quadruple 4" Monochrome Monitor**

Four independently controlled 4" screen (measured diagonally) monochrome monitors in a single rackmount unit. Fits EIA standard 19" rack. Individual unit shielding minimizes magnetic crosstalk distortion. Spot-killer circuitry prevents phosphor burns when bright images remain on-screen for extended periods. Loop-through capability enhances use in multiple location production and surveillance applications. Individual front-mounted contrast, brightness, V-hold and H-hold controls. Weight: 35 lbs. 4 oz. Dimensions: 5-1/4"H x 19"W x 12-1/2"D.

PVM-411 Quadruple 4" Monochrome Monitor \$1275.00




PVM-91

**PVM-122 12" High Resolution Monochrome Video Monitor**

- 1000 lines of horizontal resolution at center
- Selectable scanning systems: Normal/Underscan
- DC clamp switch provides a stable reference for black level
- External sync input
- Selectable A/B line inputs with front switch
- Loop-through BNC connectors for Line, A/B and Sync
- Built-in speaker for audio monitoring
- Tally lamp
- Weight: 21 lbs. 11 oz.
- Dimensions: 12-3/16"H x 12"W x 12-3/16"D

\$450.00



PVM-122

**PVM-91**

**9" High Resolution Monochrome Video Monitor**

A high resolution black and white monitor whose picture precision makes it an ideal unit for use as a computer display, a calibration device for color video cameras, CCTV applications and a studio control room monitor.

- 800 lines of horizontal resolution at center
- Selectable scanning systems: Normal/Underscan

- DC clamp switch provides a stable reference for the black level
- Accepts an external sync
- Loop-through BNC connectors for video and sync
- Can be installed/rackmounted as a dual video with the MB-500 optional mounting bracket monitor
- Can be installed with a waveform monitor or a vectorscope by using an MB-501 optional mounting bracket
- Weight: 12 lbs., 12 oz.
- Dimensions: 8-3/4"H x 9"W x 10"D

\$345.00

Prices and Specifications Subject to Change Without Notice.

Sales                      Servicing                      Rental

CPYRGHT

P A N A S O N I

# AUDIO/VIDEO SYSTEMS GRC

BLACK

1/2" PICK-UP TUBE	Camera				2/3" PICK-UP TUBE	FEATU.
WV-140	WV-1410 <sup>a</sup>	WV-1460	WV-1500	WV-1550		

PRODUCT OVERVIEW	Camera						PRODUCT OVERVIEW
	WV-140	WV-1410 <sup>a</sup>	WV-1460	WV-1500	WV-1550		
WEIGHT (lbs.)	1.2	3.7	3.5	3.7	3.5	WEIGHT (lbs.)	
H (inches)	1 7/8	3 5/16	3 3/16	3 3/16	3 5/16	H (inches)	
W (inches)	3 9/16	3 9/16	3 9/16	3 9/16	3 9/16	W (inches)	
D (inches)	7 5/8	8 3/8	8 3/8	8 3/8	8 3/8	D (inches)	
LENS MOUNT	C	C	C	C	C	LENS MOUNT	
LENS INCLUDED				F1.6/16mm <sup>13</sup>		LENS INCLUDED	
PICK-UP TECHNOLOGY	VIDICON	VIDICON	NEWVICON	VIDICON	NEWVICON	PICK-UP TECHNOLOGY	
SCANNING AREA (H x V)	6.5 x 4.5mm	8.8 x 6.6mm	8.8 x 6.6mm	8.8 x 6.6mm	8.8 x 6.6mm	SCANNING AREA	
AC POWER	BUILT-IN	BUILT-IN	BUILT-IN	BUILT-IN	BUILT-IN	AC POWER	
SEPARATE POWER SUPPLY	3	3	3	3	3	SEPARATE POWER SUPPLY	
SINGLE CABLE	—	—	—	—	—	SINGLE CABLE	
SYNCHRONIZATION <sup>2</sup>	I (2:1)/R	I (2:1)/R <sup>a</sup>	I (2:1)/R <sup>a</sup>	I (2:1)/R <sup>a</sup>	I (2:1)/R <sup>a</sup>	SYNCHRONIZATION	
AMBIENT OPERATING TEMP.	+14° to +122°F	+14° to +122°F	+14° to +122°F	0° to +140°F	0° to +122°F	AMBIENT OPERATING TEMP.	
HORIZONTAL RESOLUTION <sup>4</sup>	500	600	600	650	650	HORIZONTAL RESOLUTION	
LIGHT COMP. RATIO	10,000:1	20,000:1	40-60,000:1 <sup>10</sup>	40,000:1	40-60,000:1 <sup>10</sup>	LIGHT COMP. RATIO	
MIN. ILLUMINATION (fc)	1	0.5	0.05	0.3	0.03	MIN. ILLUMINATION	
POWER CONSUMPTION	3.1W	9W	10W	9W	10W	POWER CONSUMPTION	
S/N RATIO <sup>5</sup> (dB)	43	43	43	44"	44"	S/N RATIO (dB)	
GEN-LOCK INPUT				YES	YES	GEN-LOCK INPUT	
HORIZONTAL DRIVE				YES	YES	HORIZONTAL DRIVE	
VERTICAL DRIVE				YES	YES	VERTICAL DRIVE	
VIDEO OUT	YES	YES	YES	YES	YES	VIDEO OUT	
B/R GAIN						B/R GAIN	
FOCUS CONTROL	YES	YES	YES	YES	YES	FOCUS CONTROL	
PEDISTAL GAIN						PEDISTAL GAIN	
POWER (at camera)	YES	YES	YES	YES	YES	POWER (at camera)	
6mm						6mm	
8mm			WV-LA8A		WV-LA8A	8mm	
8.5mm	MN-815	MN-815		MN-815		8.5mm	
12mm <sup>6</sup>	WV-LM12/2					12mm <sup>6</sup>	
12.5 mm						12.5 mm	
16mm <sup>7</sup>	WV-LM16	WV-LM16	WV-LA16A	WV-LM16	WV-LA16A	16mm <sup>7</sup>	
25mm			WV-LA25A		WV-LA25A	25mm	
50mm	MN-518	MN-518	WV-LA50A	MN-518	WV-LA50A	50mm	
9-50mm ZOOM						9-50mm ZOOM	
16-160mm ZOOM						16-160mm ZOOM	
WIDE ANGLE ADAPTOR	VZ-ML10	VZ-ML10	VZ-ML10	VZ-ML10	VZ-ML10	WIDE ANGLE ADAPTOR	
B GAIN						B GAIN	
POWER						POWER	
R GAIN						R GAIN	
WHITE BALANCE						WHITE BALANCE	
SUGGESTED RETAIL PRICE <sup>1</sup>	\$210	\$270	\$735	\$370	\$850	SUGGESTED RETAIL PRICE	

prices may change without notice

1 - internal; E - external; R - random interlace

2 24 volt AC models available

3 3.1W typical

4 at center

5 typical

6 PS-120 adjustable vertical, can be used with 12mm lens


7 wide angle adaptor option can be used with 16mm lens

8 PS-120 adjustable vertical, can be used with 12mm lens

Approved For Release 2000/08/08 : CIA-RDP96-00789R002100140002-2

**PELCO****MODEL CM-14  
LIGHT DUTY  
CAMERA MOUNT**

- \* DECORATOR STYLING
- \* BALL/SWIVEL ADJUSTABLE HEAD
- \* SCREW DRIVER ADJUSTMENT
- \* STURDY INJECTION MOLDED PLASTIC
- \* LOW COST



Designed to tastefully blend with interior decors of offices, banks or similar installations, the **CM-14** has been structurally engineered for strength and rigidity.


Manufactured of sturdy Rynite plastic and injection molded for low cost efficiency, the **CM-14** is capable of supporting camera/lens combinations up to 12 lbs. when securely mounted.

An easily adjustable ball swivel head allows for unlimited pan rotation and 90° tilt down angle. Adjustments are made with a screwdriver which facilitates a tamper resistant installation.



PELCO SALES, INC. / THE LEADER IN ACCESSORIES FOR THE TELEVISION INDUSTRY

Approved For Release 2000/08/08 : CIA-RDP96-00789R002100140002-2



### PANASONIC TIME/DATE GENERATOR MODEL WJ-810

The Panasonic WJ-810 time/date generator superimposes the time and date onto any composite video signal. In addition to the time and date signal, it also produces 99-hour stopwatch signals. This quality time/date generator is highly recommended for use with time lapse video tape recorders, and is ideal for various industrial, scientific and security applications.

The WJ-810 produces adjustable white to black characters, along with independently adjustable black to white edge outlines. Front-panel controls vary the character brightness, and adjust the character size, which may be varied anywhere from 23 up to 34 TV scan lines in height. These conveniently located switches also produce either a horizontal or vertical arrangement of the time and date, and when used with sequential switchers (models WJ-521/523/525/527/512), the WJ-810 will display from 1 up to 18 camera input numbers. The month display can be shown either in English

or numerically, and there is the option to display character type in either a normal or slant 7-segment configuration. Front-panel controls will position the display horizontally or vertically within 80% of the picture area.

The time/date generator is accurate to within 15 seconds in a month, due to an internal quartz-crystal. An internal battery (not included) functions as a backup power source for up to 12 hours, to prevent time error in the event of a short term power failure. A video signal will still appear during a power failure thanks to the pass through type video output feature of the WJ-810. If a battery is being utilized as the power source, there is a battery warning indicator which displays the symbol "BATT" on the monitor screen when the battery charge is too low, or dead.

The time and date can be reset by front-mounted controls, and an internal full automatic calendar circuit changes

the day, month and year automatically, and even makes allowances for leap years.

When used with the WJ-512 sequential switcher, which has an alarm function, the time/date generator aids the effectiveness of any security system by showing a display indicating the number of times the alarm sensor was activated. It also contains a stopwatch function with a 99-hour limit, and displays this time in hours, minutes, seconds and hundredths of a second. Handy front-mounted controls will start, stop and reset this stopwatch feature, which is worthy of applications involving medical, scientific or technical operations where accurate timing is essential. The WJ-810 time/date generator is compact, and takes up only 1-3/4" of standard rack space. It is part of the complete and versatile Panasonic line of closed circuit television equipment, including cameras, monitors and video tape recorders.

### QUALITY ENGINEERING FEATURES

1. Superimposes time and date onto any composite video signal.
2. Stopwatch function with 99-hour limit displays time in hours, minutes, seconds and hundredths of a second, with front-mounted start, stop and reset controls.
3. Highly recommended for use with time lapse video tape recorders, such as the Panasonic NV-8030.
4. Variable independent adjustment of white to black character brightness and black to white edge brightness.
5. Adjustable control of character size anywhere from 23 up to 34 TV scan lines high.
6. Time and date can be displayed either in a horizontal or vertical stacked position.
7. Display position adjustable within 80% of the picture area.
8. Month display can be shown either in English or numerically.
9. Character type can be displayed in either a normal or slant 7-segment configuration.
10. When used with sequential switchers (models WJ-521/523/525/527/512), also displays up to a maximum of 18 camera input numbers.
11. Internal quartz-crystal time accuracy of 15 seconds in one month.
12. Internal batteries (not included) are designed to prevent time error due to short term power failure, for up to 12 hours.
13. Pass through type video output produces a video signal even in the event of a power failure.
14. When used with WJ-512 sequential switcher with alarm function, the WJ-810 displays number of times alarm was activated, and what camera was involved, on monitor screen.
15. Battery warning indicator ("BATT") displayed on monitor screen in case of low or dead battery.
16. Full automatic calendar with leap year allowance.
17. Front-panel controls reset time and date.
18. Rack mountable.

Approved For Release 2000/08/08 : CIA-RDP96-00789R002100140002-2  
**Panasonic**  
Professional/Industrial Video

**VHS**

**AG-2200**  
VHS Video Cassette Recorder

**VTR PLAY REC**

◀◀▶▶ 0000

**VTR PLAY**


▶ 0000

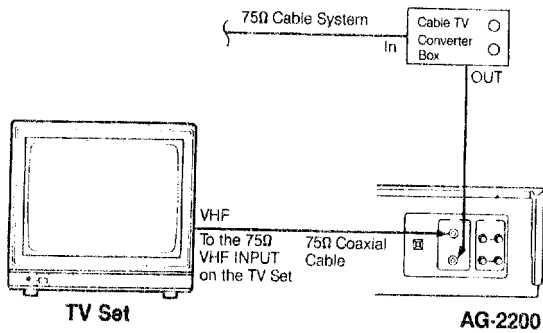
**VTR REC**

⏸ 0000

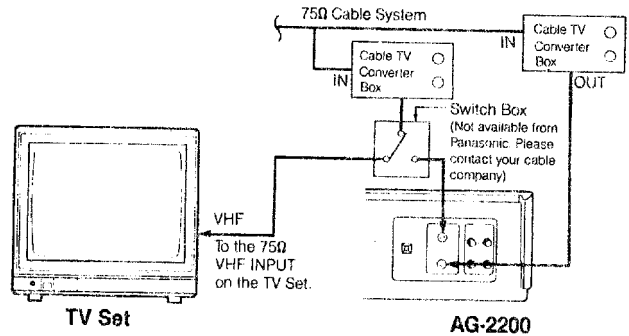
**VTR**

◀◀ 0000





The above cable hook-up allows VCR-TV functions except for viewing one channel while recording another channel.



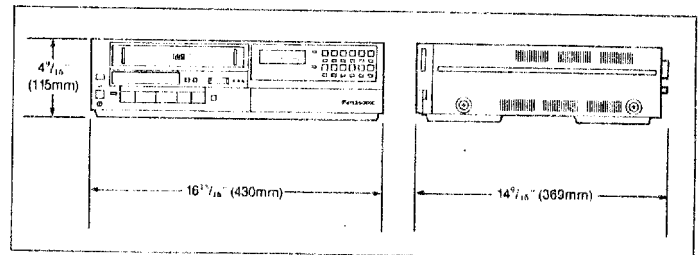
The above cable hook-up allows VCR-TV functions, including viewing one channel while recording another channel, but it requires two cable TV converter boxes and one cable switch.

### Specifications

- Power Sources:** 120V AC, 50/60Hz
- Power Consumption:** Approx. 27 watts
- Television System:** EIA Standard (525 lines, 60 fields)  
NTSC color signal
- Video Recording System:** 2 rotary heads, helical scanning system  
Luminance; FM azimuth recording  
Color signal; converted subcarrier phase shift recording
- Audio Track:** 1 track
- Tape Format:** Tape width 1/2 inch (12.7mm),  
high density tape
- Tape Speed:** SP; 1 9/16 i.p.s. (33.35mm/s),  
LP; 2 1/32 i.p.s. (16.67mm/s),  
SLP; 7/16 i.p.s. (11.12mm/s)
- Record/Playback Time:** 360 min. with NV-T120 used in SLP mode
- FF/REW Time:** Less than 5 min. with NV-T120
- Input Level:**
  - Video:** TV Monitor connector (8-pin connector)  
1.0Vp-p, 75Ω unbalanced
  - VIDEO IN (BNC),** 1.0Vp-p, 75Ω unbalanced
  - Audio:** TV Monitor connector (8-pin connector)  
-20dB, 47kΩ unbalanced
  - AUDIO IN (RCA),** -10dB, 47kΩ unbalanced
  - VHF input** CH2 ~ CH13, cable channels  
"A-2, A-1, A ~ I, J ~ W"
  - UHF input** CH14 ~ CH83, 300Ω
- Output Level:**
  - Video:** TV Monitor (8-pin connector), 1.0Vp-p, 75Ω
  - VIDEO OUT (BNC),** 1.0Vp-p, 75Ω
  - Audio:** TV Monitor (8-pin connector), 0dB, 600Ω
  - AUDIO OUT (RCA),** -8dB, 600Ω unbalanced
  - Channel 3 or 4,** 66.5dBμ (open voltage),  
75Ω unbalanced
- RF Modulated:** (M2)
- Camera Remote:**
- Video Horizontal Resolution:** Color: more than 240 lines  
(on monoscope test pattern)

- Audio Frequency Response:** SP; 50Hz ~ 10kHz,  
LP; 50Hz ~ 8kHz, SLP; 50Hz ~ 6kHz
- Signal-to-Noise Ratio:** Video: better than 45dB (Color, SP mode)  
(Rhode & Schwarz noise meter)  
Audio: better than 43dB (SP mode)
- Operating Temperature:** 41°F ~ 104°F (5°C ~ 40°C)
- Operating Humidity:** 35% ~ 80%
- Weight:** 18.7 lbs (8.5kg)
- Dimensions (W x H x D):** 16 15/16" x 4 9/16" x 14 9/16" (430 x 115 x 369mm)
- Accessories Supplied:**
  - 1 pc. VHF matching box 75 Ω-300 Ω transformer (VSQ 0015-1)
  - 1 pc. Coaxial cable with one-touch type F connector (VJA 0147-1)
  - 1 pc. 300 Ω-75 Ω transformer (VFA 0010)
  - 1 pc. F connector (VSQ 0051-1)
  - 1 pc. Twin-Lead Cable (VJA 0102A)
  - 1 pc. Wired Remote Controller (VSQ 0265)
  - 1 pc. Channel Film (VGQ 0253 and 0693)
  - 1 pc. Dust Cover (VFB 0041)

Warning: One Federal Court has held that recording copyrighted TV programs is infringement. Such programs should not be recorded.



# Panasonic

AUDIO-VIDEO SYSTEMS DIVISION

**Panasonic Industrial Company, Division of Matsushita Electric Corporation of America**  
 Executive Office: One Panasonic Way, Secaucus, New Jersey 07094 (201) 348-7000  
 Northeast Office: 333 Meadowlands Parkway, Secaucus, New Jersey 07094 (201) 348-7620  
 Midwest Office: 425 E. Algonquin Rd. Arlington Heights, Illinois 60005 (312) 981-4826  
 Southeast Office: 3 Meca Way, Norcross, Georgia 30093 (404) 925-6835  
 Southwest Office: 1825 Walnut Hill Lane, Irving, Texas 75062 (214) 257-0763  
 Western Office: 6550 Katella Avenue, Cypress, California 90630 (714) 805-7900  
 Panasonic Hawaii, Inc. 91-238 Kauhli St., Ewa Beach P.O. Box 774, Honolulu, Hawaii 96808 (808) 982-2851

**Matsushita Electric of Canada Limited**  
 5770 Ambler Drive, Mississauga, Ontario L4W 2T3 (416) 624-5010  
**Panasonic Sales Company**  
 Ave. 65 de Infanteria, Km. 9.7, Victoria Industrial Park, Carolina, Puerto Rico 00630 (809) 769-4320

DISTRIBUTED BY: