

~~SECRET~~



DEFENSE INTELLIGENCE AGENCY
WASHINGTON, D.C. 20301-6111

DT-S

5 April 1988

MEMO FOR THE DEPUTY DIRECTOR FOR SCIENTIFIC AND TECHNICAL RESEARCH

SUBJECT: Sun Streak Operational Report - 8802 (U)

1. (S/NF/SK) During the period of 10 February 1988 through 30 March 1988 inclusively, four remote viewers conducted eight sessions in an effort to determine the content, function, and purpose of the target structure provided in [REDACTED]

SG1C
SG1C

2. (S/NF/SK) Source 079 described the target as consisting of long, tubular, light-colored, silver objects stored and assembled in a round yet squared-off structure that resembled a research laboratory with sterile atmosphere. See sketch at TAB A. Doors from the east wing of the structure give access to the objects; the objects (TAB B) are located from the top of the circle of the structure and down to about three quarters of the length of the structure. The objects were identified as upgraded and updated versions of the Soviet SS17 (and possibly SS-19) Intercontinental Ballistic Missiles (ICBM's). The missiles are currently located in the Middle East, specifically in the Peoples Democratic Republic of Yemen (Yemen -Aden) where they are being tested. Anticipated completion date for this project was indicated as either November 1988 or November 1989. The letters "QRSTU" or "QRXTU" were related to this type of missile and the name "Dommer" (phonetic) appeared related to the principal Soviet technical, industrial supplier (of parts). The project represents an upgrade of a Soviet nuclear missile system that originated in the early 1970's.

3. (S/NF/SK) Source 003 perceived the target area as comprised of a group of structures with interspersed antenna dishes resembling microwave antenna dishes. See sketch at TAB C. The

WARNING NOTICE: SENSITIVE INTELLIGENCE SOURCES AND METHODS INVOLVED

HANDLE VIA SKEET CHANNELS ONLY
SPECIAL ACCESS REQUIRED

CLASSIFIED BY: DIA, DT
DECLASSIFY BY: OADR

~~SECRET~~

~~SECRET~~

target structure itself contained gleaming, chrome-appearing, curving metal that was at once rounded and long. The notions of detailed, complex, micro-scale assembly of micro-segments appeared dominant. Activities related to this structure involved the practical application and functioning of prototype machine and equipment operating in a horizontal position from a "test bed" atmosphere. The viewer was reminded of complex device requiring the precision and attention to detail normally reserved for the detonation of a nuclear device. Technicians have to sometimes operate by feel rather than by sight within requirements of "very tight tolerances."


4. (S/NF/SK) According to Source 018, the target area evoked strong impressions of missile-like silhouettes and short, solid structures in the distance. The main (target) structure consisted of a dark room connected to other rooms with work tables, desks, and work areas with rags and rods. The activity at the target structure centered on a large group of long, round, metallic things of a dull, greenish color and appeared concerned to the concept of "adding to" rather than initiating (something new). While viewing the site and attempting to determine the nature of its activity, Source 018 experienced a strong and repeated experience that he associated with the odor of "light oil used in the direction-sensing potentiometer of the old Nike Ajax and Nike Hercules (guided missile systems)" firing, control computers. Viewer 018 noted that firing control computers used variable potentiometers in lieu of digital components.

5. (S/NF/SK) According to Source 011, the target is a long, rectangular structure with which vertical movement is associated. See sketch at TAB D. The notion of a rocket, a space object, re-entry vehicle and a flame-like blast is associated with the structure. The incongruous presence of glowing green balls branching out in an arc and causing an irregular star-like pattern appeared to be the end result of this technical R&D effort.

6. (S/NF/SK) COMMENTS: Viewer summaries and associated session transcripts are available at DT-S for review by the customer.

SGFOIA3


4 Enclosures
TABS A thru D
Drawings

~~SECRET~~

TAB

~~SECRET~~

Structural



STRUCTURE
OVERVIEW

TABA

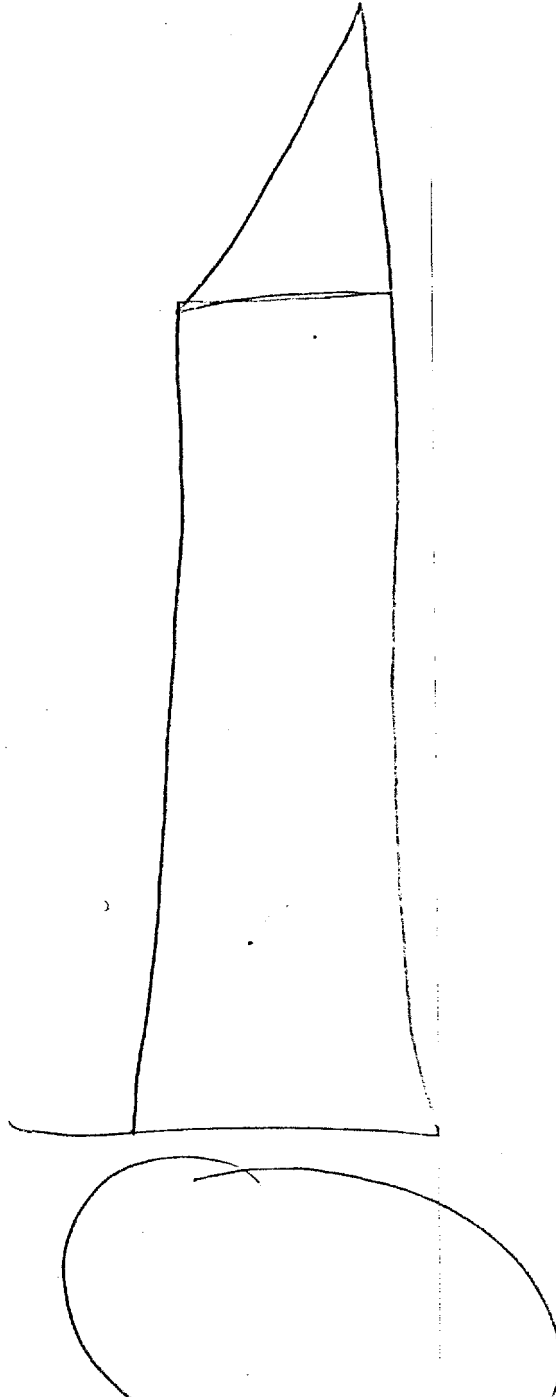
079
30 MAR 88
8802

~~SECRET~~

TAB

~~SECRET~~

OBJECT



Object
OBJECT

TAB

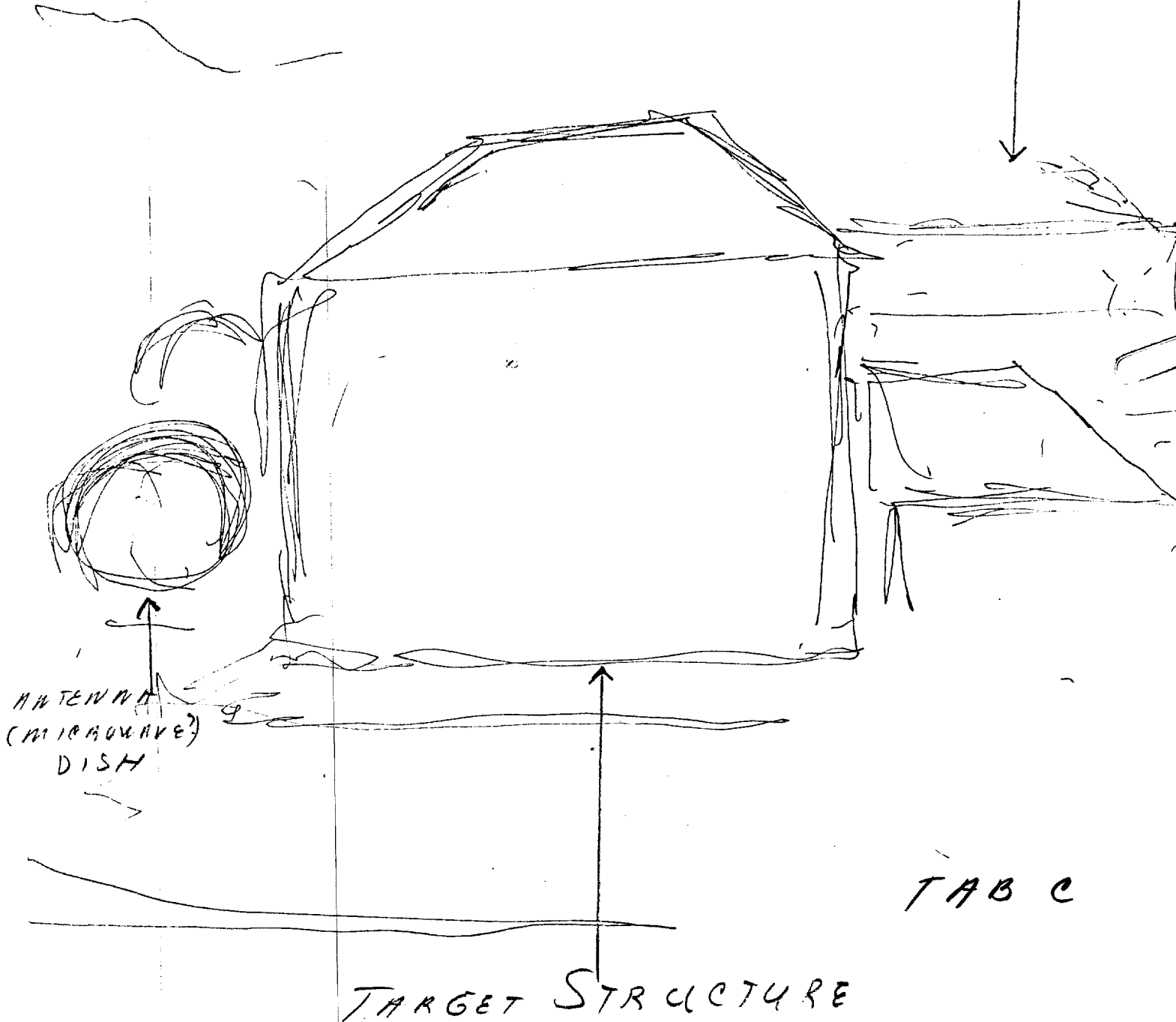
079
8802
30 MAR 88

~~SECRET~~

TAB

~~SECRET~~

OTHER
SECONDARY
STRUCTURES



ANTENNA
(MICROWAVE?)
DISH

TAB C

TARGET STRUCTURE

003
8802


24/MAR 88

~~SECRET~~

TAB


~~SECRET~~

275601
958688



S-2?

hard
cold
rough
gritty
tan
brown
grey
up
vertical
tall
straight
angular
curving
flat
tall, but not tall
boxy
rectangle
long




SIDE VIEW

A. across, angle up
angle across,
hard
B. structure

Target Structure



long rectangle



OVERHEAD

TAB D

- 011
- 8802

22 MAR 88

~~SECRET~~