

SECRET/NOFORN - HANDLE VIA SKEET CHANNELS ONLY

PROJECT SUN STREAK (U)

WARNING NOTICE: INTELLIGENCE SOURCES AND METHODS INVOLVED

-----  
PROJECT NUMBER: 8815

SESSION NUMBER: 5

DATE OF SESSION: 9 NOV 88

DATE OF REPORT: 14 NOV 88

START: 1335

END: 1430

METHODOLOGY: CRV

VIEWER IDENTIFIER: 095  
-----

1. (S/NF/SK) MISSION: Describe, and identify the mission and origin of, 'Object B.'

2. (S/NF/SK) VIEWER TASKING: 095 was directed to begin the session in Stage 4 and then to reacquire, and continue to describe, the area perceived in the previous session. After moving into Stage 6, another viewer (#011) was called into the viewing room to augment the perceptions (i.e., provide another pair of 'eyes') as the interior of the area was explored. (See separate report)


SG1A

3. (S/NF/SK) COMMENTS: [REDACTED]

4. (S/NF/SK) EVALUATION: [1]

SG1A

SG1J



*no ground truth for real*  
11

SECRET/NOFORN - SKEET CHANNELS ONLY

CLASSIFIED BY: DIA-DT

Session Summary  
Viewer 095  
9 November 1988  
1335-1430

Site is same structure described in previous session. The natural formation behind the structure is steep, rocky, jagged and mostly black and gray in color (see sketch page 2).

The large, wide door to the structure opens in one piece. The first room is the large, open bay type area described in the last session. Behind this is an even taller area that is divided into rooms that are compartmented somehow. The rooms are made and can be changed by walls that move into place to divide the area. Behind this area, hallways go back into the natural formation. This is in a Y shape. The right hallway is higher than a normal hall and about 8 feet wide. Something similar to cabinets/shelves line the hallway. Concepts associated with it are "storage" and "isolation". At the end of the hallway is a sealed wall or door which is flat and smooth. There is a rubber-like seal which goes all the way around the flat smooth area but is not visible because it is behind the wall of the hallway (see sketch page 4a).

Inside the cabinets things are stored. The cabinets have long drawers which slide in and out (for a sketch for how the "things" are stored see page 5). The "things" involve stored units of energy, but that have mass "like" nuclear materials. These "things" are assessed.

This place appears to be very governmental. To conceptual activities are associated with it: either the "things" are brought here for assessment and stored in the process or someone wants to assess the "things" which are (permanently) stored here. Associated with these concepts are the ideas of transportation and storage.

The left hallway seems to widen as it goes back, both vertically and horizontally. There is a row of small rooms either on one side of the hallway or below it. The area is very aseptic.

9 Nov 88  
095  
1335

P1 - paper  
AV - none

Stage 6

S2      D      A1      E1      T      I      AOL      AOL/S

---

AOLBK  
Black Hills  
dolores

blends  
browns  
grays  
dirty  
clumpy

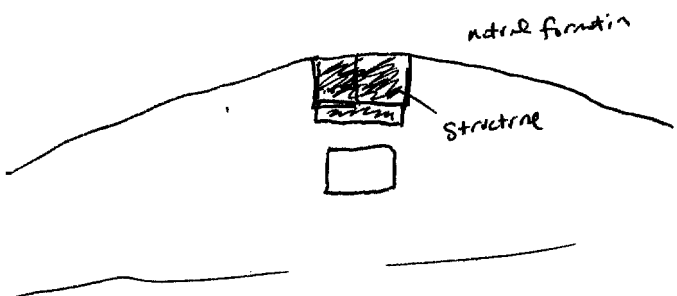
wide  
flat  
open.

Rocky.  
gray.  
blends.  
Jagged

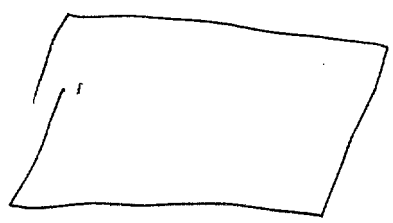
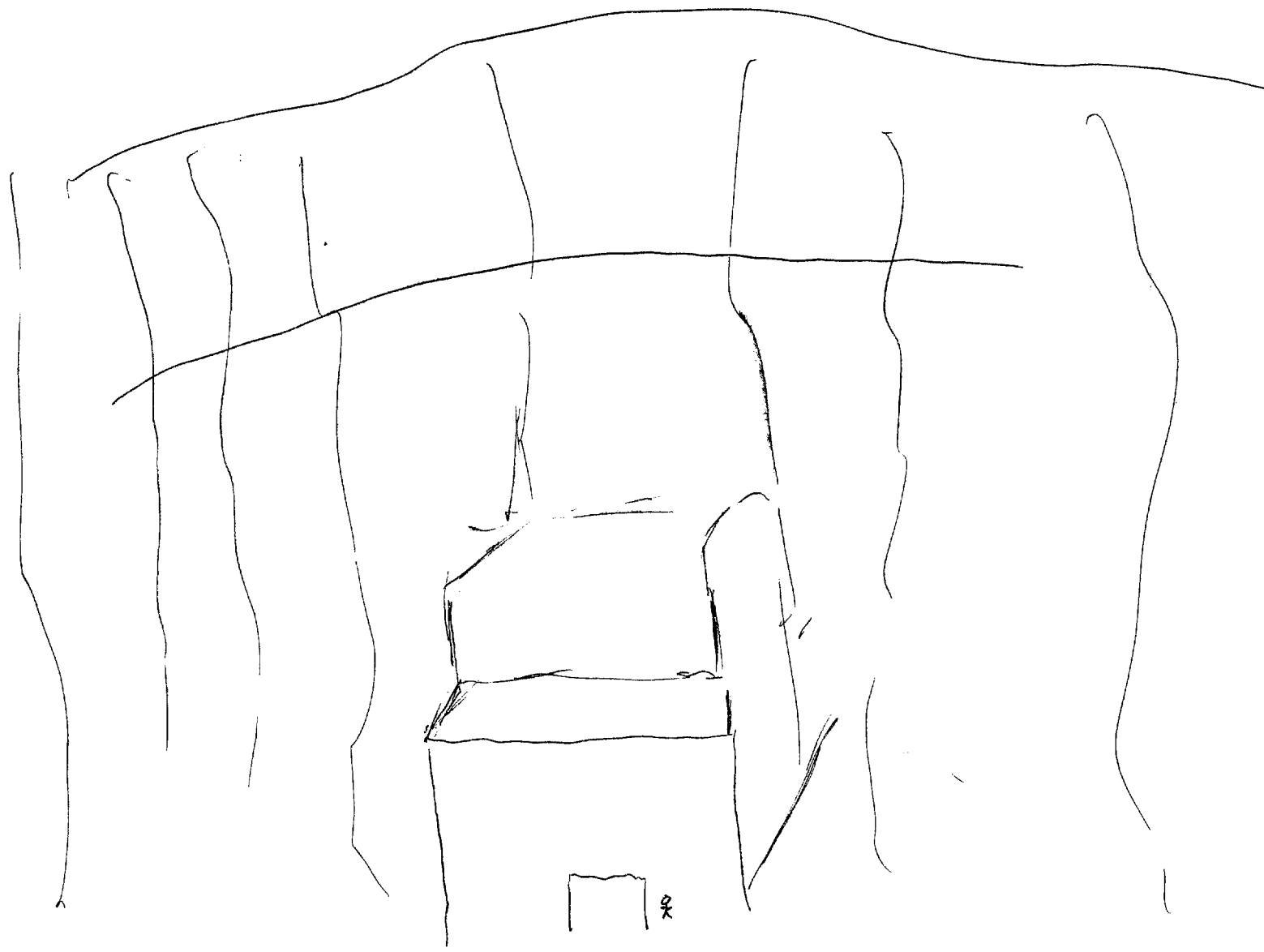
54% structural formation behind structure is steep  
rocky jagged & mostly ~~gray~~ black & gray  
in color.

AOLBK  
Sandia  
Storage  
Bunkers.

2



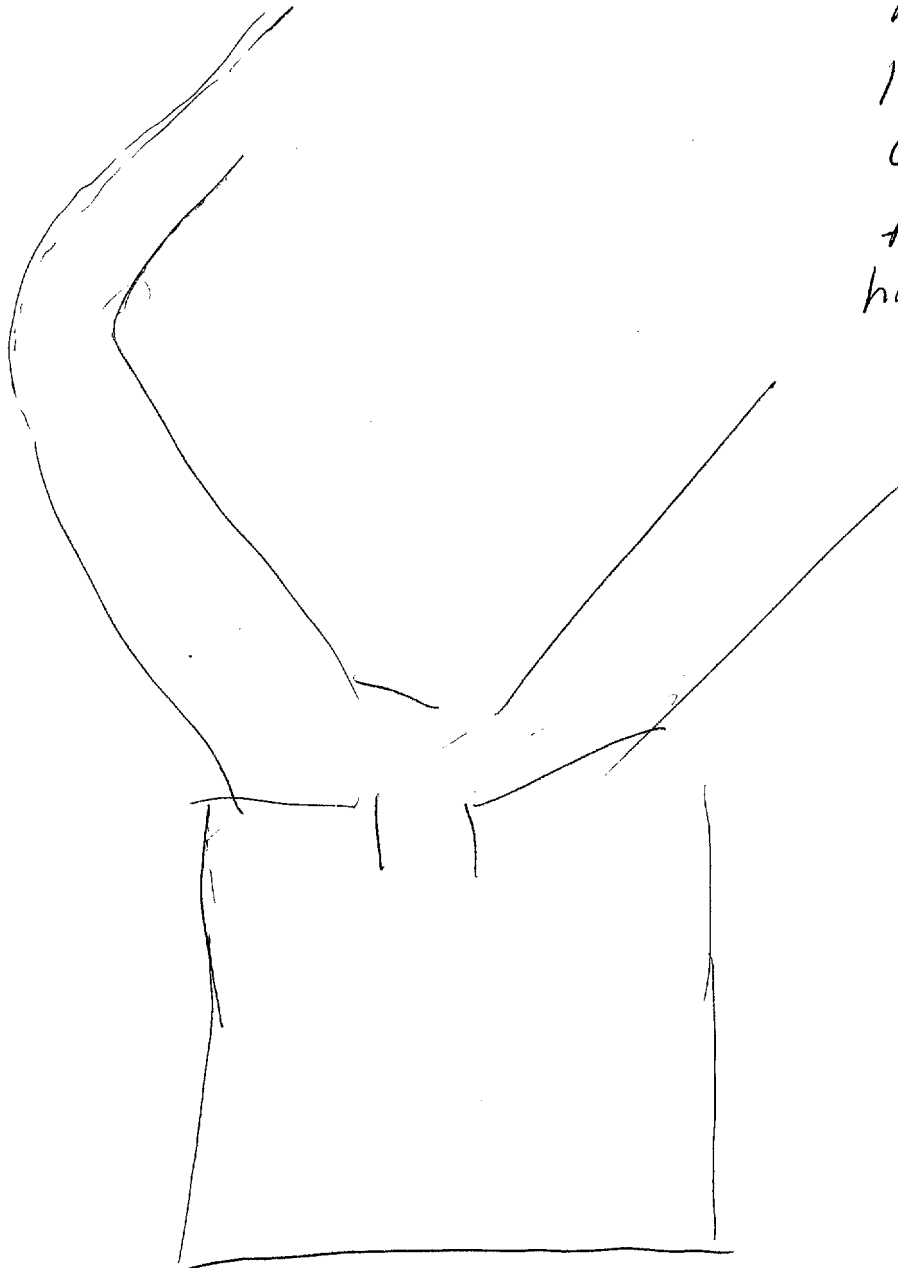
Side view



54 1/2 structure goes back into natural formation in a ~~an~~ Y shape

S-2      D      A      I      E      T      |      AOC      AOC/S

---



AOC/S  
image of skull ray  
ray with shelves  
lining floor to ~~set~~  
ceiling both sides.

AOC BK  
hardcore/pink  
stone

top down view

Working in conj with 011

S-2    A    A1    21    T    1    AOC    AOC 15

---

open

SW 1/2 Door opens in one piece

open  
while  
slide floor.

humming

as go back hit taller ~~front~~ rooms that are compartmented  
some how. AS its more than one area than before.

"walk" ~~action~~ more into place to divide it.

8 ft wide

DOUBLE  
tubeshyde.

higher than normal hallway.

DOUBLE  
torpedotube.

AOC 15 like shelves/cabinets.

Storage.  
Isolation.

A1 BK  
Ward.

AOC 15  
like a seal.

Ya.



S-2 D A I E I T I A A A O U / S .

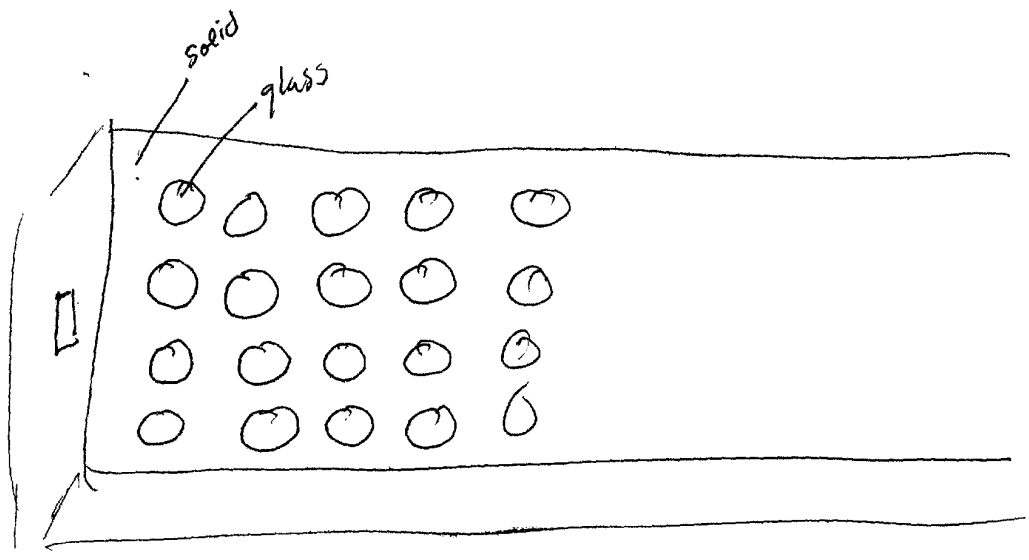
square  
square  
long  
slide in/out

cabinets

clarity

A O U / S .

A O U / S sketch





S-2

D

A1

E1

T

I AOC AOLS

creepy  
feeling.

aseptic

Avoidance  
of left  
hand  
path.

AOCBk  
60/dem  
w/ptre.

S4 1/2

seems wider as goes back both vertically +  
horizontally

Small rooms,  
on on side ~  
below.

AOCBk  
doors  
behind  
doors.

AOLS  
governmental.  
AOCBk  
nuclear testing

Source of assessment.

~~AOLS~~ S4 1/2

recruitment for the place - things are brought here for assessment.  
Stored here in the process.

other concept is reverse - things are stored here that someone  
needs to assess.

wants

SZ

D

A

EI

T

1

7  
Ba Boys

B

Storage.

Transportation

"Things"

5 1/2 things involve stored units of energy but has mass.

cd  
block.

1430

**ILLEGIB**

**Approved For Release 2000/08/08 : CIA-RDP96-00789R001800170001-4**

**Approved For Release 2000/08/08 : CIA-RDP96-00789R001800170001-4**