

PROJECT: Advanced Training Approved For Release 2000/08/08 : CIA-RDP96-00789R001602090001-3

DATE: 10 Mar 87

SESSION: 05

SOURCE: 079

START: 0835

SANCTUARY: 0842

TARGET: _____

FINISH: _____

COORDINATE: 255700/548156

FRONTLOAD:

" WE will be going back to the structure we visited before. You will recall we visited the 1st floor which you said had people sitting, and people doing clerical jobs. on the second floor you reported on some mid-to junior level executives. The third floor had some sort of technical area which you said reminded you of an INMINT facility. We also visited the top floor which you said had more important people and of course the roof itself which you described during one of the sessions. When you go to the target this time again remain outside until I direct you inside. Inside only go to the first floor until I direct you further.

* Some heater notes due to chilly weather

NOTES:

- ① no known or stated inclemencies
- ② weather turned cold & windy - brief return of winter.

DRAFT: _____

TYPING: _____

PROOF: _____

2

→ 255 700 / 548 156

★ STRUCTURE, LARGE, SQUARE, hard, circular area, circles, people, a breaking area, pulling down, big, large structure, square,

→ Describe your location

★ I'm in front of the structure, very near it.

→ Continue

★ MASSIVE, DESIGN, THE DESIGNS go around, "Vs" placed inside, circular affect, opening, breaking, wide, the structure is wide, very wide,

→ Focus now inside, 1st Floor

★ People, talking, face to face, people walking, light coming from above, over, white, large area, circular area, people do different activities, things, carrying papers, meetings, suspending

→ Suspending new data

★ Something hanging in the room, a suspension

→ Continue

★ Somethings are placed around for decoration, large area, hard floors, no covering, holding up area, waiting,

→ Focus now on the next floor passed the unit facility

★ Lively,

→ Describe lively

3

★ PEOPLE moving, funny, objects, people moving objects to show, colorful, There's a high, There's a sitting place placed high, over, one person sits there, people talk to him, much noise, Room is old, curved, oval shaped, The way to get in is through large entrance, placed high, man sitting is higher looking down, people demonstrating to him, talking, explaining, funny,

→ Describe this area

★ An oval shaped room, people walking in and out, they are allowed to walk in and out, explaining, showing information, noisy people, entrance way is large, a lot of people talking among themselves, high ceiling, an old room, maybe a circular room - public

→ Focus now the next floor up

★ Equipment placed here, There's a round, oval, large, heavy, man-made object, and it can give off, round circular energy, sitting here, no ones with it, nobody around, its large, smaller room, it sits, umm

→ Stay with this object

★ IT'S smooth, very round, very big, it has a circular affect, placement is slanting, can place something through it, working through, placed in a smaller room, by itself, There's a... Inter-locking, can be an interlocking - can be a separation

→ Pause, lets leave this now, listen to my voice
This structure has an overall purpose - one area of the structure can tell us that purpose - focus on that area now -

★ Men meeting conducting business, planning,



→ Describe that area


4

- ★ OFFICE small area, dark carpeting, pleasant, but small, ~~square~~, square room, narrow, woman sitting, rather empty, not showy room, doesn't have to be, its nice but not fixed up - narrow - "U" shaped - people conducting business behind the woman -
- Continue to describe the room -
- ★ narrow room, woman sitting helping, alone, simple room -
- Simple room raw data
- ★ not fixed up, not fancy, people go here to work, its a... people meet where woman is but behind, a circular area with hallways - circular area, small dark -
- more data
- ★ There's a pretend wall, very light, and behind there is work, light brown pretend wall, its where the woman sits, its on her side. Then you go back in narrow hallways
- Describe the work
- ★ Men meet very close together, all have to agree, have to make decision, all must agree with, looking over, very carefully, planning, pre-planning, ~~the~~ important but not urgent, dealing with, technical evidence, provide for they make arrangements, bringing in, responsible for outcomes, where something will be placed, when, making arrangements, busy, technical information
- Describe this information

5

- ★ Wiring, small, light, components - something placed in ears, gathering, large equipment, the -- technology -- its large but dealing with small elements - making small pieces for the whole -
- Continue to describe this important area
- ★ tables where all the men work from - They meet there from different places - They walk away from this area - go to it to discuss - a working area to say what one is doing, sorting out - The table is square and long, men are huddled over - long hallways leading out to different areas - hallways going out in different directions
- Back to the meeting room - find the man in charge tell me about him
- ★ Educated, easy to work for, wishing to do the correct thing, picking - takes control easily, very detailed, young, not young not old, explaining, wanting the best -
- Tell me about the meeting, its purpose
- ★ To establish and set the, .. try to make, .. to place objects in different places, to make sure operationally it works, insuring, insuring things work, hand made things, planning, the man is pointing up, explaining something, making a circle in the air, making points in the air,
- You're not getting it - Ask someone else, why this meeting
- ★ OK - Electing - choosing movement, the movement of ---
a - not going along --- changing the way it is, changing internally, the placement of --- of the internal structure, people, moving people - starting from top down, organization - under a shape power at top coming down -





I first passed the structure — designed go around the structure and forming U's.


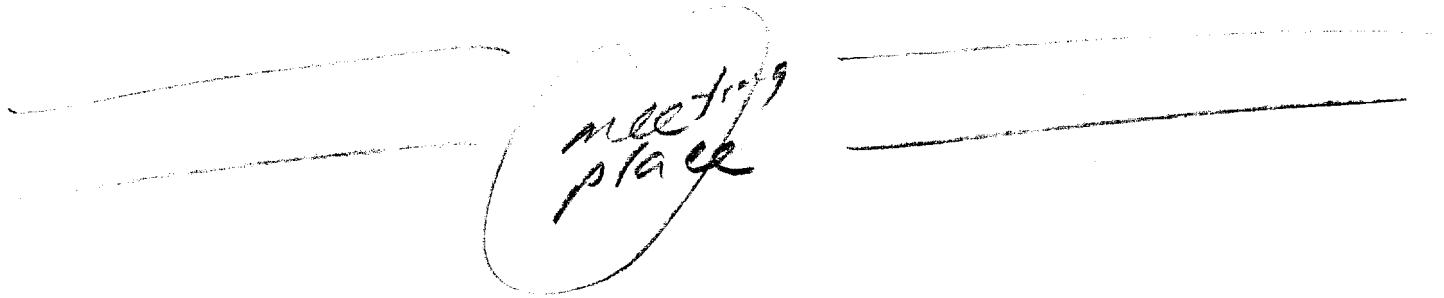
I then went to the first floor with the circular area & there was a lot of people. I sensed the light coming through the ^{high} windows ~~with~~ and some type of suspension / suspending.

I then went to another floor and sensed a large room, with ~~set~~ a large entrance with a man sitting higher than the other people. The other people we ~~pose~~ + talked to him. It was noisy here.


I then went to another room and I sensed a piece of equipment ~~that~~ ~~was~~

Smaller room. This piece
of equipment was interlocked
and not interlocked and
something could work through it.

I then entered another
room and there was a
woman sitting at a desk
and it was a rather plain
area with a light brown
pretend wall & men met
behind here. They only met
here but they worked at
other places in the structure.
I saw an A diagram in paper.



light
brown
Acetone
wall



curtain
black

PROJECT:

Approved For Release 2000/08/08 : CIA-RDP96-00789R001602090001-3

START:

DATE: _____

SANCTUARY: _____

SESSION: _____

TARGET: _____

SOURCE: _____

FINISH: _____

COORDINATE: _____

FRONTLOAD:

NOTES:

DRAFT: _____

TYPING: _____

PROOF: _____

CORRECT: _____

CBS:

PROJECT:

Approved For Release 2000/08/08 : CIA-RDP96-00789R001602090001-3

START:

DATE: _____

SANCTUARY: _____

SESSION: _____

TARGET: _____

SOURCE: _____

FINISH: _____

COORDINATE: _____

FRONTLOAD:

NOTES:

DRAFT: _____

TYPING: _____

PROOF: _____

CORRECT: _____

CAS:

PROJECT:

Approved For Release 2000/08/08 : CIA-RDP96-00789R001602090001-3

START:

DATE: _____

SANCTUARY: _____

SESSION: _____

TARGET: _____

SOURCE: _____

FINISH: _____

COORDINATE: _____

FRONTLOAD:

NOTES:

DRAFT: _____

TYPING: _____

PROOF: _____

CORRECT: _____

CAS: