

CONFIDENTIAL/NOFORN - SKEET CHANNELS ONLY

PROJECT SUN STEAK (U)

BEACON TRAINING SESSION

WARNING NOTICE: INTELLIGENCE SOURCES AND METHODS INVOLVED

DATE: 9 SEP 86

TARGET: 0175

SITE HOUSE:
17,600 FT Northeast
of point.

OUTBOUND TEAM : 1) MR

INBOUND TEAM: 2) —
1) 079

2) (INTERVIEWER)

2

MISSION EVALUATION: ████████

1. (C/NF/SK) PROTOCOLS:

a. The Remote Viewer was introduced to the Outbound Team (OBT) at 0900 hours, 9 Sep 86. Following this "warm-up meeting both the OBT and the Inbound Team (IBT) were restricted to the area of the unit operational facility with orders not to discuss the particulars of the upcoming mission. During this "restricted" period neither the OBT nor the IBT were permitted to make or receive outside telephone calls or to meet with other members of the unit. The OBT was reindoctrinated on the need to maintain the integrity of this mission by not varying the purpose of the trip to the site to tend to personal needs, e.g., errands, refreshments, etc.

b. At 0930 hours, the actual target, (sealed within an envelope) was provided to the OBT at which time they were permitted to depart the area enroute to the target. Their verbal tasking was as follows:

(1) Do not unseal the envelope until you have moved out of the immediate viewing area of the unit.

(2) Go directly to the target area and remain in the general area (by driving around the block if necessary) until exactly 1000 hours.

(3) At 1000 hours, position yourself at the target area and perform any actions normally associated with the functions of the target, e.g., bowl at a bowling alley, purchase refreshments at a snack bar, etc.

SG1J

(4) Remain on site for a minimum of fifteen minutes or longer but only if a longer period of time is required to finish a function of the building such as finishing a cup of coffee or similar purchase, etc.

(5) Following this fifteen minute mandatory visit to the site, return immediately to the unit area.

(6) After arriving in the unit area, the OBT is not to discuss the target or events that occurred at the site with anyone in the unit. When the IBT has finished the post-session phase of the mission (sketches, summaries, etc.) the OBT and the IBT will proceed back to the target area, still without comments pertaining to the actual mission.

(7) At the target site, the OBT will retrace their movements at the target while being followed by the IBT. When the target (or specific items at the target) are recognized by the Remote Viewer, he/she will so state with a brief explanation or reference to the data collection phase, if necessary.

(8) Following this second visit, both the IBT and the OBT will return to the unit area at which time the OBT will be released and a general feedback session will be provided to the Remote Viewer.

c. The Interviewer will be responsible for collating the data obtained from the entire session, (session information, post-session interview and on site visit), and from the data an overall evaluation will be given pertaining to the success of this mission based upon the relevance of the material provided and later substantiated. The guidelines for this evaluation will be on a 0-7 point scale of target/data correspondence. This scale is as follows:

7 = Excellent correspondence, including good analytical detail (e.g., naming the site by name).

6 = Good correspondence with good analytical information (e.g., naming the function), and with essentially no incorrect information.

5 = Good correspondence with unambiguous unique matchable elements and little incorrect information.

4 = Good correspondence with several machable elements, but some incorrect information.

3 = Mixture of correct and incorrect elements, but enough of the former to indicate viewer has made contact with the site.

2 = Some correct elements, but not sufficient to suggest results beyond chance expectation.

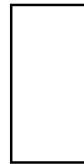
1 = Little correspondence.

0 = No correspondence.

In addition to the numeric scale of evaluation, the Interviewer may opt to provided other comments on the target/session correspondence as necessary in narrative form. All of this material is then provided to the Remote Viewer for future references and/or discussions with the Interviewer since the material in these reports will be used as the basis for additional skills training, if required.

SG1J

Hospital



9 Sep 86

BEACON SESSION 9 Sep 86 (AD)

OBT - MR

BEGIN: 0945 }
sanctuary: 0955 } 10 MINUTES
target: 1000

1. NIG IN USE
2. NO INCL. INCL.
3. NO ENV INCL.
4. UNDER COVERS
5. Some header noises
6. OUTSIDE NOISE (PRES) 0951 - 0955
7. AIRCRAFT (JET) 0952

Front load: "Relaxation / Sanctuary / Target
No telepathy - Description only
use as a Beacon only"

SG1J

→ "Describe the target at location."

SG1J

★ (45 SEC)

→ REPORT NOW

★ WINDY,

→ CONTINUE

★ (20 SEC) ...

→ Describe what you are seeing

★ Blue sky, windy, openness, green grass, cement walk, curved arena -

→ Arena, describe arena

★ curved, cement, walk, structure, grass

→ structure, describe

★ Thin building, gold yellow

→ describe thin structure

2

* Thin at bottom, yellow, quiet - activity none -

→ Stay with the building, continue to describe

→ ~~* stay with the building - describe~~

* small pyramid

→ Describe this thing you call a small pyramid

* Thick on the bottom, yellow, sitting on green grass

→ Describe the area

* quiet

→ Find

SG1J

* I see him

→ Describe his activity

* Standing by the car, looked at his watch, not looking at the building, not moving, the car is parked

→ Describe the area

* I see a flag, an old flag

→ Describe this thing you call a flag

* old, not of this era, blue stars - etc changed now

→ Continue to describe the area

* quiet, peaceful, no activity, flat, open area,

→ Find again

SG1J

3

- * He's smoking a cigarette
- From where Mel is standing look towards 1000
- * Natural setting, green trees in the distance - I still see the building, yellow, gold, brick, comes to a point on top, Truck at the bottom - Flag on top of the building, I see a door, not visible from the outside -
- Look now from at 1200 o'clock SG1J
- * Building
- Describe this building
- * Same building
- Are there other things
- * Natural settings
- Look now from to 2:00 SG1J
- * Bene sky, trees, green grass - same as the rest
- From to 3:00 SG1J
- * A tree, we are moving to the hardness, the cement
- Describe the cement
- * Light, is walking on it SG1J
- What is the purpose of this cement
- * For people to walk on - a curvy street -

~~3~~ 4

A From where you are, up in the air look down -
describe

*

green grass
green trees
Natural setting
activity - none
cement sidewalk

car parked in front of an A shaped building

SG1J

Building - gold, yellow The building reminded me of the Eiffel Tower

Flag - I saw 2 flags going back & forth in my mind?

Large tree to the right of the building.

Man stood in front of the car for a long time, then walked to the right, looked at his watch, smoked a cigarette
wooden fence /

A very open area.
very sunny
Blue skies



actual site 1317600A: NNE of this point
seventeen thousand six hundred

The small pyramid

The open area with trees


The curvy road

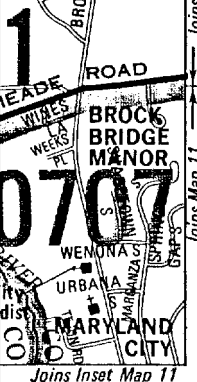
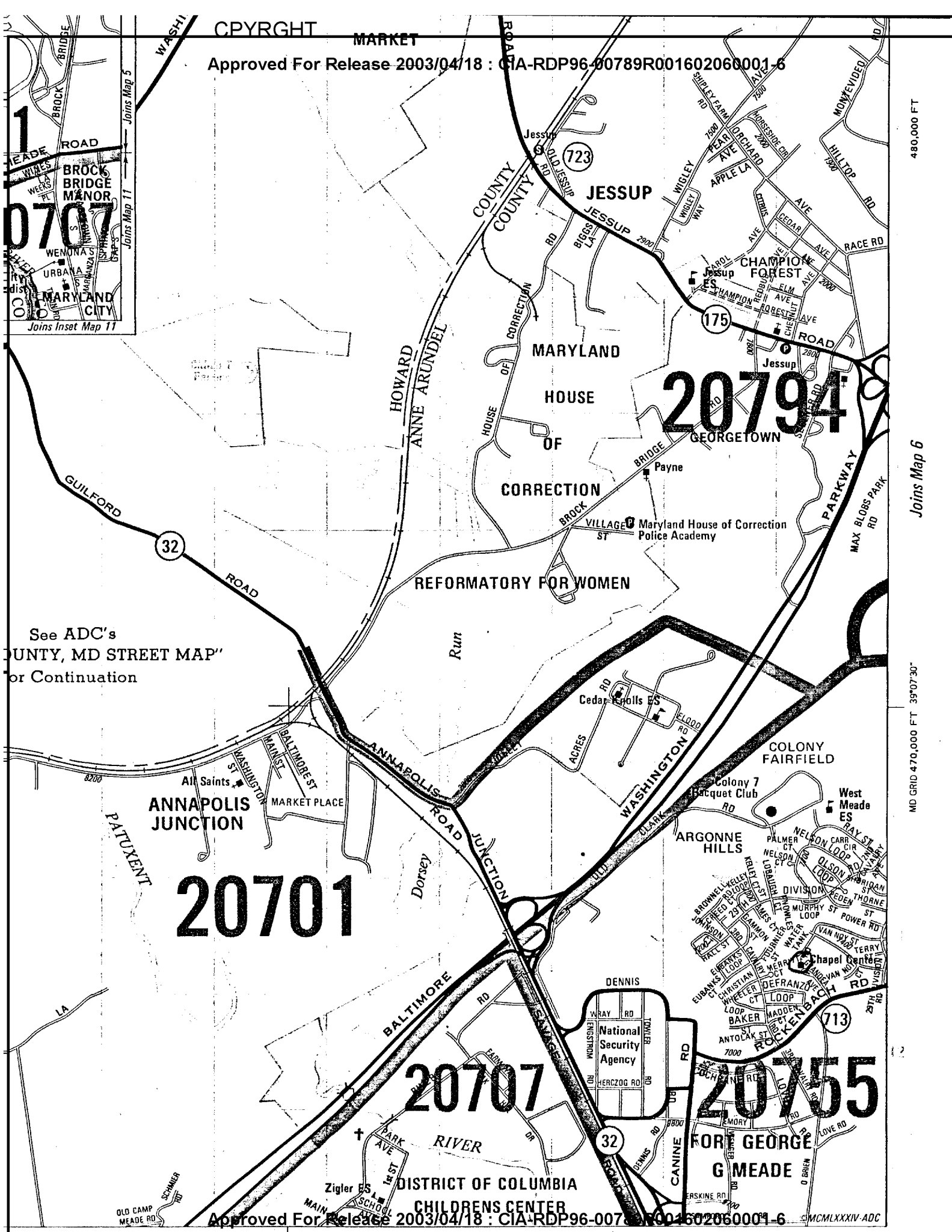
The cement

An old flag

Wooden fence

C. Security





See ADC's
 JUNTY, MD STREET MAP"
 or Continuation

20701

20707

20794

20755

480,000 FT

Joins Map 6

MD GRID 470,000 FT 39°07'30"

Target Number: 0175

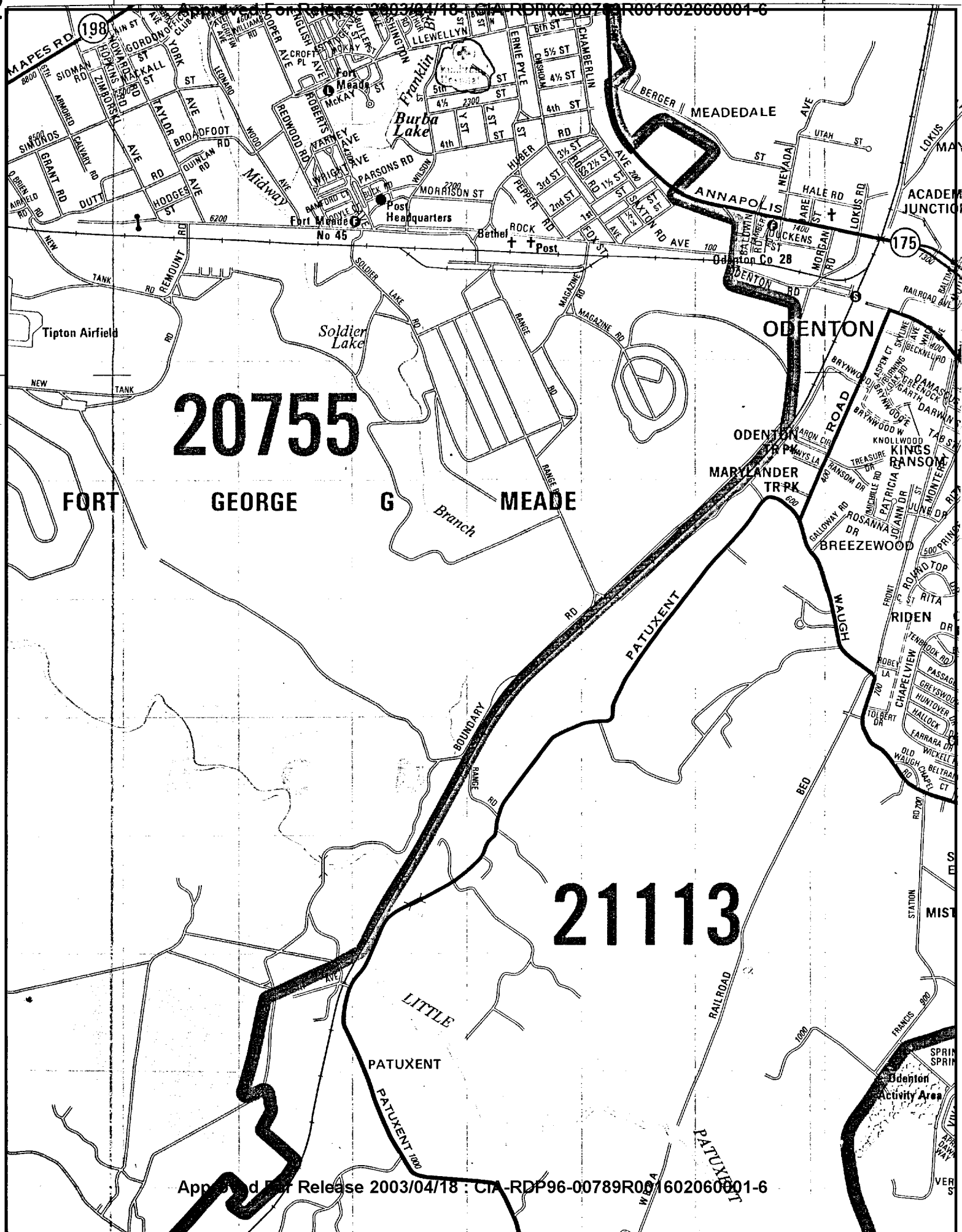
Target Description: Kimbrough Hospital located
off Llewellyn Ave. (see map)

Instructions to Outbound Team:

Arrive at the target at or immediately before the designated time. Enter and walk around the hospital and notice the different areas and clinics. Find the pharmacy and take a seat in the waiting area. "Being there" at the hospital is mostly waiting, so sit and wait. Remain there at least 15 minutes.

Cover Story: none

Approved For Release 2003/04/18 : CIA-RDP96-00789R001602060001-6



20755

21113

Approved For Release 2003/04/18 : CIA-RDP96-00789R001602060001-6

2. () SESSION RESULTS:

a. () Source was able to enter an altered state without any apparent difficulty. There were no known inclemencies or environmental factors which may have affected Source's performance in this tasking. It should be noted, however, that this session represented the culmination of an extensive eight week training program in which the undersigned personally trained the Source to Remote View utilizing the extended Remote Viewing (ERV) techniques. Therefore this session was the first actual formal session utilizing the ERV technique in which Source and the undersigned were teamed together. Perhaps, for this reason, Source's characteristic trait of perfection and striving to succeed manifested itself in a readily apparent aura of tenseness and anxiety. During the actual session Source took a full ten minutes to reach an altered state, (not an unusual amount of time) and when "cued" took almost a full two minutes to make an initial reply. This early response delay continued for approximately five minutes but as Source's anxiety dissolved in proportion to the depth of her altered state (evidenced by the change in tonal quality of her voice), the responses became normal. Source utilized very few "analytical" phrases, e.g., "looks like...", "reminds me of..." "I think it's....," etc. This is a commendable statement since "analytical statements" are the curse of even the most experienced Remote Viewer. Neither Source nor the Interviewer (the undrsigned) were aware of the target .

b. () During the session, Source provided essentially the following information of probable relevance to the site:

(1) A thin building with a predominant color fo gold/yellow. The area is quiet with no activity. (note: the target was the Kimbrough Army Hospital. The OBT entered the hospital through a side door and walked through a passageway into a small waiting room near the pharmacy. The predominant color in this area is yellow. Within the hospital, although people can be seen walking around the overall emotion is quiet as people await their turn at appointments.

(2) Source made repeated reference to the building in terms of a "small pyramid with an old flag on top". At first this reference eluded confirmation, however, a "follow-up" visit to the site revealed two structures on top of the hospital roof approximately three meters square and three meters high. The purpose of those structures is unknown (and in fact immaterial). What is relevant, however, is that both of those structures (readily visible as you enter the hospital), are shaped similar to the Aztec type pyramid (broad base, slanting up to a flat top). The reference to the "old flag" may have been a typical disjointed RV response in which two separate items are reported as overlapping on or actually attached to each other. The US flag, located on a pole in front of the hospital is, ironically, old an somewhat worn.

(3) Source reported that the OBT member was observed standing in front of the site, with his back to the facility. This did occur but curiously, it occurred approxiamtely 10 minutes before the actual cueing. The accuracy of this perception (mixed with accurate descriptions of what Source was viewing at that time--an open field with trees in the distance, a tower "(like the Eifel tower)" while smoking a cigarette), tends to indicate another possible symptom of Source's desire to succeed. It would appear that Source did not wait for cueing from the Interviewer but "went to the OBT" prior to the designated time thus "erroneously" reporting on the activity of the OBT and the area he was viewing at that time.

(4) In the final phase of the session Source continued to report on the open, green fields (see above) with trees etc. When asked to describe the area on

cue and describe the various items whe did so with great reluctance and difficulty. This odd behavior may have been a manifestation of the fact that Source was aware, at least subconsciously, that whe was viewing the "wrong" area which was located directly across the street from the actual target. The reluctance could have been a mixture of confusion and "guilt" (if guilt is possible in an altered state) as to where "12:00, 2:00 o'clock, etc" actually lied referentially.

(5) Source accurately described walkways and parking areas associated with this site.

cc: () A review of the data provided by the Source during the actual Interview and the comparison of that data coupled with Source's "on-site" comments would seem to indicate that:

- (1) Source successfully acquire the target
- (2) Source reported on several of the gestalts at the target
- (3) Source, perhaps due to anxiety, confused the actual target with areas adjacent to the target.

SG1J



Special Activities Officer