

~~CONFIDENTIAL~~/NOFORN - SKEET CHANNELS ONLY

079

PROJECT SUN STEAK (U)

BEACON TRAINING SESSION

WARNING NOTICE: INTELLIGENCE SOURCES AND METHODS INVOLVED

DATE: 17 SEP 86

TARGET: 0172

SITE DOWSE:
4500 FT WSW
OF INDICATED
POINT

OUTBOUND TEAM : 1) PS

INBOUND TEAM: 2) DIA VISITOR
1) 079

2) [REDACTED] GS-12, Interviewer

2

MISSION EVALUATION: [REDACTED]

1. (C/NF/SK) PROTOCOLS:

a. The Remote Viewer was introduced to the Outbound Team (OBT) at 0900 hours, 17 Sep 86. Following this "warm-up meeting both the OBT and the Inbound Team (IBT) were restricted to the area of the unit operational facility with orders not to discuss the particulars of the upcoming mission. During this "restricted" period neither the OBT nor the IBT were permitted to make or receive outside telephone calls or to meet with other members of the unit. The OBT was reindoctrinated on the need to maintain the integrity of this mission by not varying the purpose of the trip to the site to tend to personal needs, e.g., errands, refreshments, etc.

b. At 0936 hours, the actual target, (sealed within an envelope) was provided to the OBT at which time they were permitted to depart the area enroute to the target. Their verbal tasking was as follows:

(1) Do not unseal the envelope until you have moved out of the immediate viewing area of the unit.

(2) Go directly to the target area and remain in the general area (by driving around the block if necessary) until exactly 1000 hours.

(3) At 1000 hours, position yourself at the target area and perform any actions normally associated with the functions of the target, e.g., bowl at a bowling alley, purchase refreshments at a snack bar, etc.

SG1J

(4) Remain on site for a minimum of fifteen minutes or longer but only if a longer period of time is required to finish a function of the building such as finishing a cup of coffee or similar purchase, etc.

(5) Following this fifteen minute mandatory visit to the site, return immediately to the unit area.

(6) After arriving in the unit area, the OBT is not to discuss the target or events that occurred at the site with anyone in the unit. When the IBT has finished the post-session phase of the mission (sketches, summaries, etc.) the OBT and the IBT will proceed back to the target area, still without comments pertaining to the actual mission.

(7) At the target site, the OBT will retrace their movements at the target while being followed by the IBT. When the target (or specific items at the target) are recognized by the Remote Viewer, he/she will so state with a brief explanation or reference to the data collection phase, if necessary.

(8) Following this second visit, both the IBT and the OBT will return to the unit area at which time the OBT will be released and a general feedback session will be provided to the Remote Viewer.

c. The Interviewer will be responsible for collating the data obtained from the entire session, (session information, post-session interview and on site visit), and from the data an overall evaluation will be given pertaining to the success of this mission based upon the relevance of the material provided and later substantiated. The guidelines for this evaluation will be on a 0-7 point scale of target/data correspondence. This scale is as follows:

- 7 = Excellent correspondence, including good analytical detail (e.g., naming the site by name).
- 6 = Good correspondence with good analytical information (e.g., naming the function), and with essentially no incorrect information.
- 5 = Good correspondence with unambiguous unique matchable elements and little incorrect information.
- 4 = Good correspondence with several machable elements, but some incorrect information.
- 3 = Mixture of correct and incorrect elements, but enough of the former to indicate viewer has made contact with the site.
- 2 = Some correct elements, but not sufficient to suggest results beyond chance expectation.
- 1 = Little correspondence.
- 0 = No correspondence.

In addition to the numeric scale of evaluation, the Interviewer may opt to provided other comments on the target/session correspondence as necessary in narrative form. All of this material is then provided to the Remote Viewer for future references and/or discussions with the Interviewer since the material in these reports will be used as the basis for additional skills training, if required.

Target Number: 0172

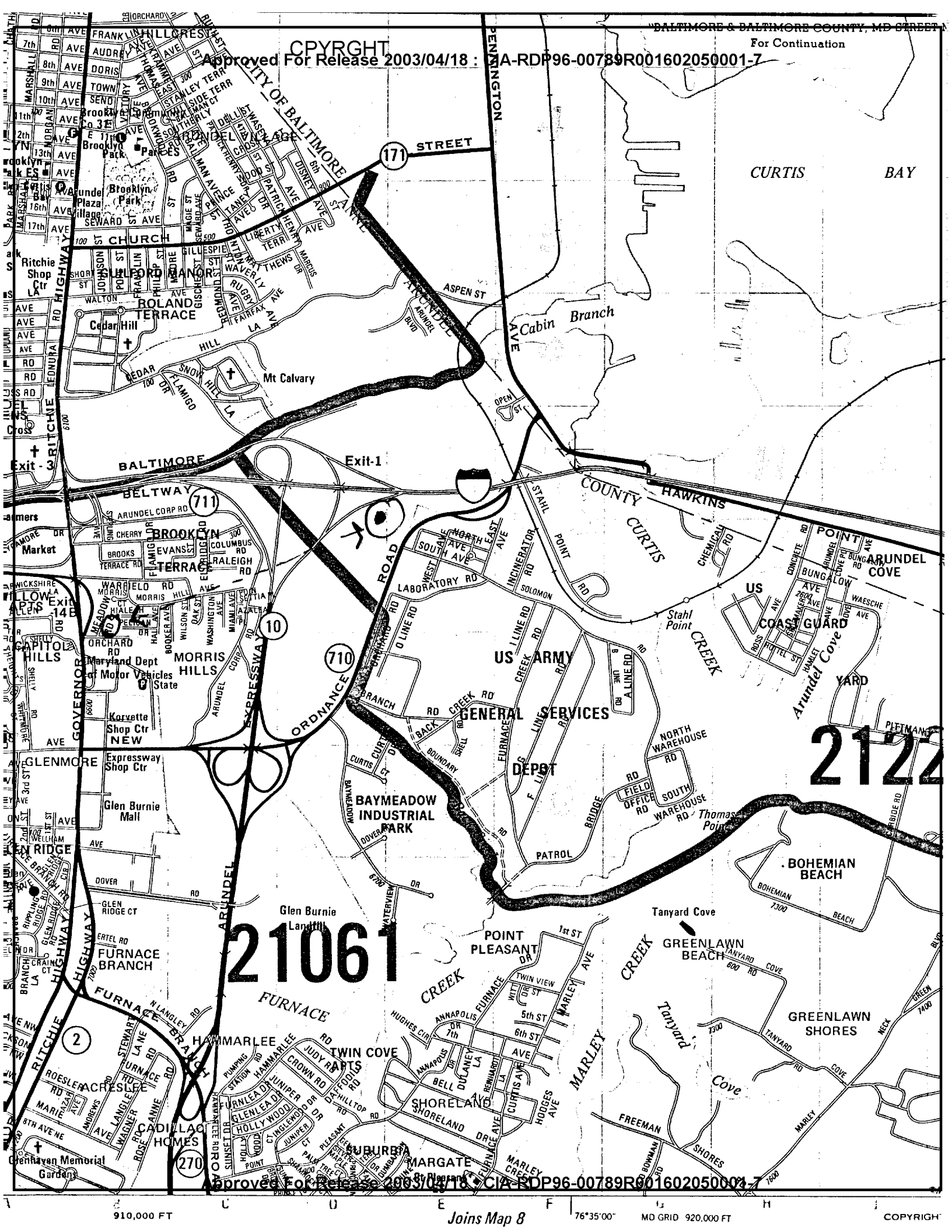
Target Description: Levitz Furniture Corporation
located at 50 Orchard Rd.
Glen Burnie, MD. (see map)

Instructions to Outbound Team:

Arrive at the target at or immediately before the designated time. Levitz opens at 1000hrs. Enter the store and enjoy "shopping" for furniture. "Be there" by becoming involved with the various sets. Remain in Levitz at least 15 minutes.

Cover Story: None

CPYRGHT
Approved For Release 2003/04/18 : CIA-RDP96-00789R001602050001-7



21061

2122

I saw the bottom of trees
with brown leaves on the ground.
I saw a U shape in my head
I saw a black line
circle

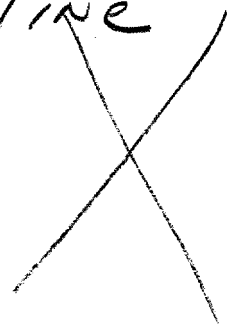
Road-lane-came to a point
water-fish
~~at over~~

Building - red brick
white pillar


sign - Having to do with business
people circle / waiting in lines
quiet

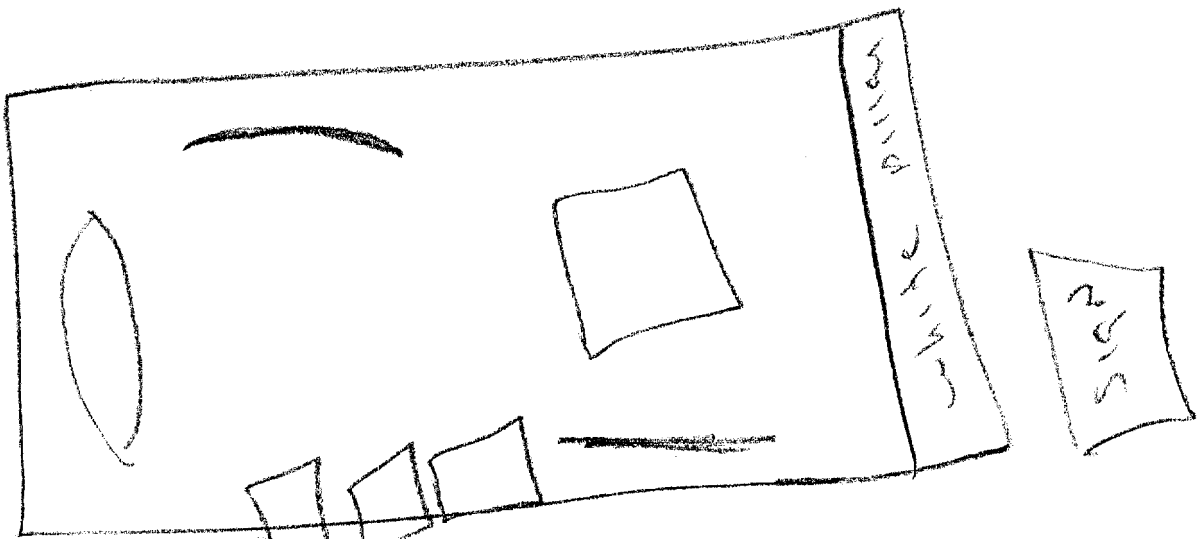


paper
green drapes ^{on windows.} - large in structure
large windows.
Cement road


✓
I saw a cross cross in my head
I saw a red scarf near / or on
a black line




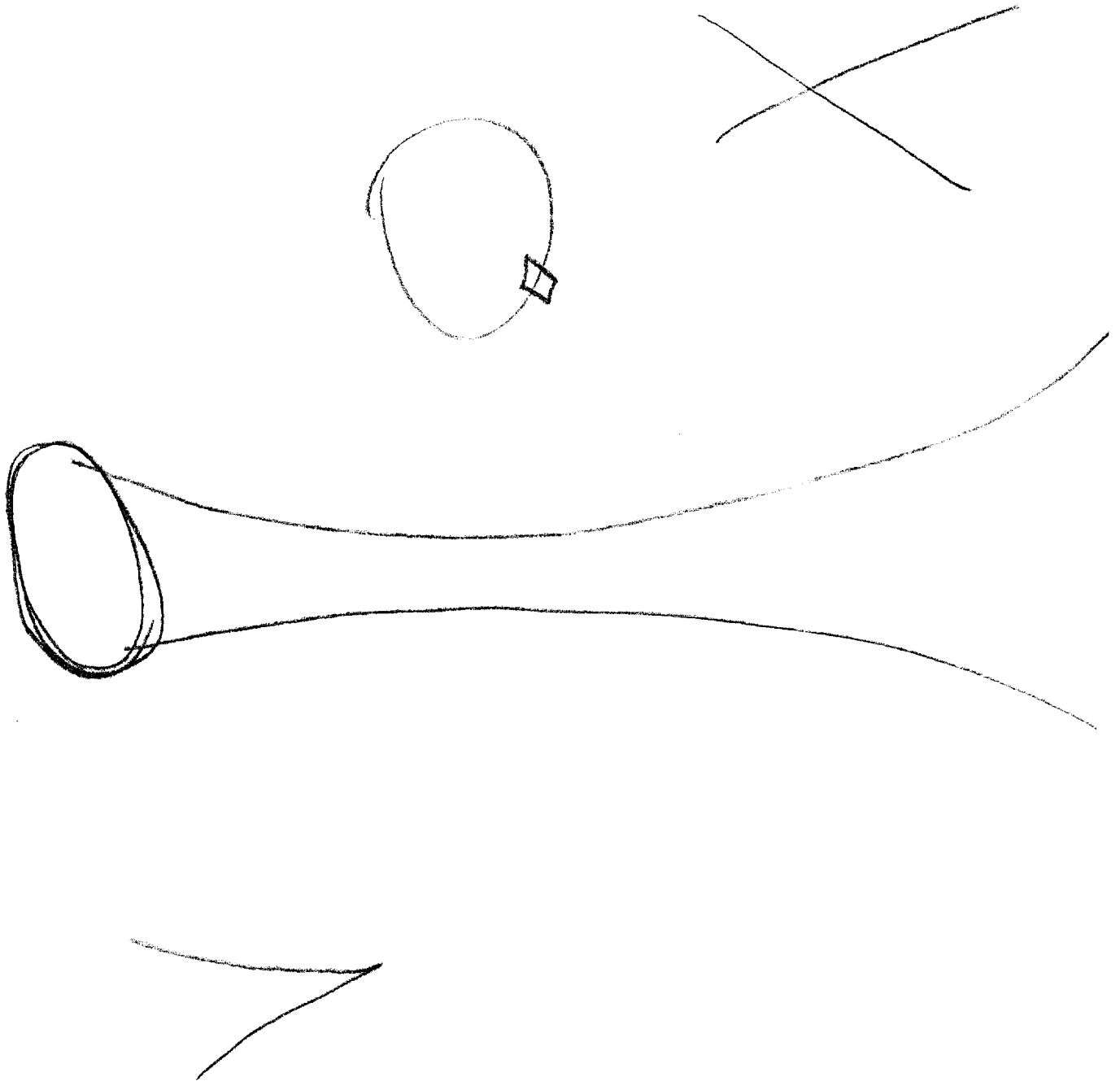
an
average
white sign w/
black letters

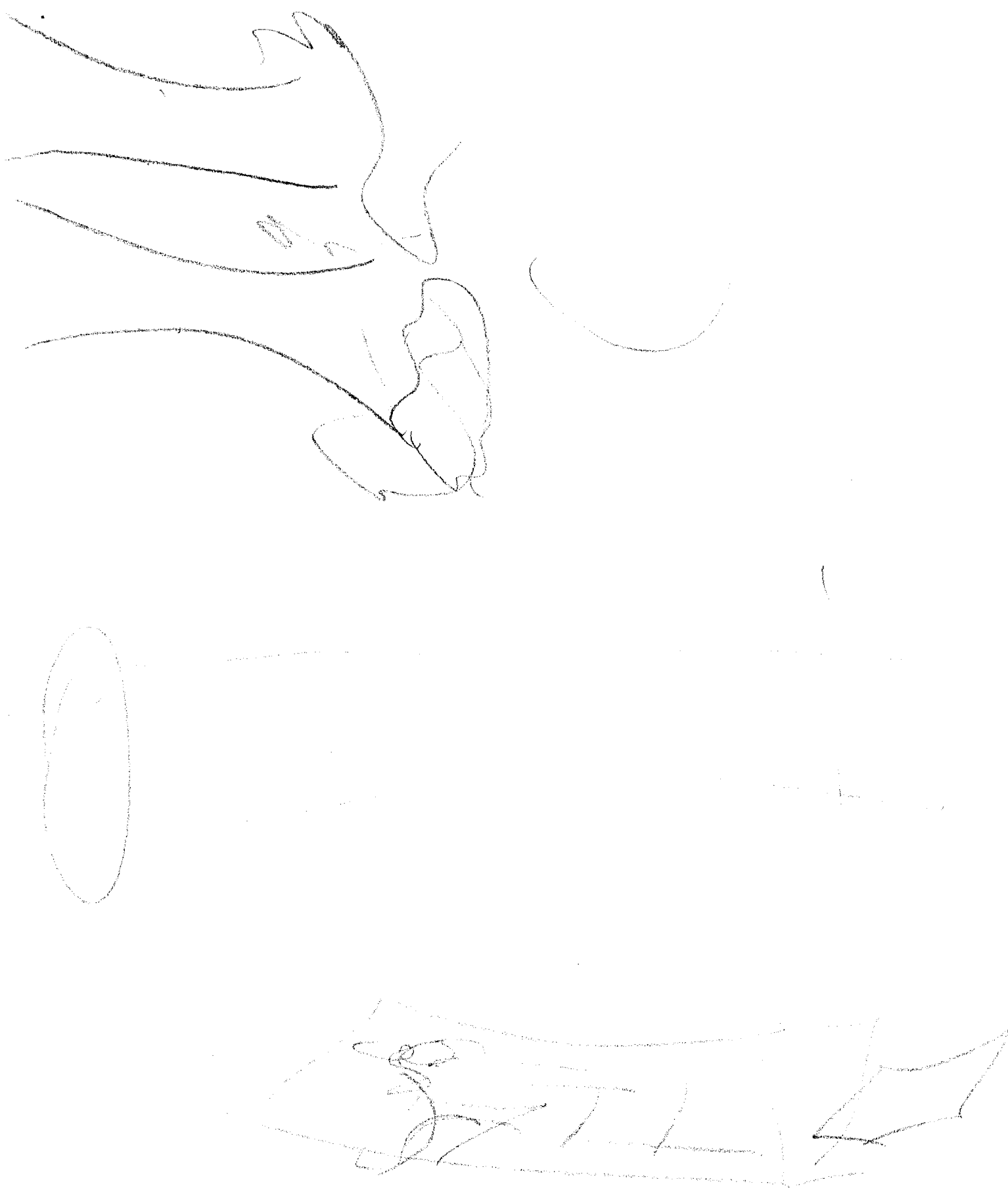
trees - bottom of trees
brown leaves
brown lines
circle
U-shape
ring
road - lane - came to a point
water - little
fish
red scarf wear  brown line











1

BEACON SESSION #6 (079) 17 SEP 86

(INCIDENCES)

BEGIN : 9:45

1. NIG IN USE

SANCTUARY : 9:49

2. RADIATOR NOISE

3. PERSONAL: none

TARGET : 1000

4. (H/C / FL-~~XXXX~~)

FRONTLOAD : COMPLETE RELAXATION / NOTIFICATION OF SANCTUARY / TARGET

~~XXXX~~ → ~~XXXXXXXXXX~~ "Describe the area and activities ~~at~~ Paul's location"

★ 1001 ... SEE woods, trees, brown leaves, "V" shaped

→ B described the thing you call "V" shaped

★ Natural "V",

→ CONTINUE

★ BLACK lines, curve, a ring

→ Ring Raw data

★ A circle

→ continue

★ Brown leaves, trees, water

→ Describe the water

★ calm, blue, I see a criss-cross

→ tell me about the criss-cross

★ Dark,

→ continue Approved For Release 2003/04/18 : CIA-RDP96-00789R001602050001-7

2

~~///~~

★ CEMENT, hard substance, on the ground

→ ACTIVITIES

★ NONE

→ Paul's Activities

★ WALKING

→ Tour the area. TAKE your time. ~~with your camera~~

★ ROAD, main highway, point at the end of the road

→ Tell me about the point

★ circle, red scarf, sticks

→ STICKS, Row Date

★ Lines, structure, red brick,

→ Stay with the structure.

★ RED BRICK, white pillar, long, big large, window

→ Tell me about the pillar

★ Long, white, next to structure, sign

→ Tell me about the sign

★ White, black letters

→ What does the sign mean

★ Business