

REMOTE VIEWING SESSION DATA

```

*****
*
* Remote Viewer : GP
*
* Interviewer : ED
*
* Observer(s) : _____
*
*
* Date : 14/10/87
*
* Starting time : 1458 hours, local
*
* Site # : 0203
*
* Site Acquisit.: (CRV) ERV PRV ARV BRV Other _____
*
* Working Mode : (GT) HEM Other _____
*
* Feedback class: A (B) C
*
*****

```

```

*****
*
* Ending time : _____ hours, local
*
* Notes : EXCELLENT ATTENTION TO STRUCTURE
*
* Highest stage : S2
*
* Evaluation : + _____
*
*****

```

```

*****
*
* Actual site : THE SURFACE OF THE SUN (PUNITIVE SESSION)
*
* RV summary : _____
*
* : _____
*
* : _____
*
*****

```

5015  
Ft Mende Monitor Ed

14 Oct 87

1458

0203  
8848



A. curving across  
soft

B. —

0203  
8848

miss BK


0203  
8848



A. vertical up angle across

conf BK


0203  
8848



A. curving across  
hard

B. land

0203  
8848




A. across  
fluidy

B. —

52  
deep

0203  
8848

03  
8848



A. across

AI BK  
makes me  
feel falling  
in something  
deep not water

0203  
8848



A. sluggish across  
soft  
hard in spots


B. hard

SZ  
warm  
white  
~~smooth~~

AOLBK  
quicksand

AI - - -


0203  
8848



A. across sluggish  
hard  
soft  
B —

SZ  
green

0203  
8848



A. across  
hard


SZ  
energetics on  
big

0203  
8848



miss BK

0203  
8848



A. ACROSS  
hard

SZ

AT BK  
What am I feeling