

*11 July 89*

~~SECRET~~ NOFORN  
PROJECT SUN STREAK

WARNING NOTICE: INTELLIGENCE SOURCES AND METHODS INVOLVED

---

PROJECT NUMBER: 5274                      SESSION NUMBER: 01  
DATE OF SESSION: 15 MAY 89              DATE OF REPORT: 11 JUL 89  
START: 1350                                  END: 1454  
METHODOLOGY: SOLO                        VIEWER IDENTIFIER: 018

---

1. (S/NF/SK) MISSION: Locate target personality from a map of the US. Describe and identify the target personality.
  
2. (S/NF/SK) VIEWER TASKING: Viewer 018 tasked with requirements reflected in Para 1, above.
  
3. (S/NF/SK) COMMENTS: Assigned project number was 8974. Encrypted Coordinates incorrectly and inadvertently indicated as 8974. 018 continued to work with 8974 as a coordinate; finally relinquished and indicated a start signal as "target." A Summary of Information is attached to this report. Report loss in 018's personal file, until follow-up endeavor pursued by OPS.
  
4. (S/NF/SK): EVALUATION: (3) Para 3 of Session 1 has value.
  
5. (S/NF/SK) SEARCH VALUE: (1) *✓* Several methods attempted in quick session....possible frustration....impatience.

HANDLE VIA SKEET CHANNELS ONLY

~~SECRET~~ NOFORN  
CLASSIFIED BY: DIA (DT)  
DECLASSIFY: OADR

~~SECRET~~

WORKING PAPER

Project: 8974  
Date: 890515  
Viewer: 018  
Session: 01

SUMMARY OF INFORMATION:

- Is there any content?*
1. (S/NF/SK) This session, like others, began with a very strong AI that the coordinates/cueing were wrong. This is not logical since the cueing, in this case, is the site number. Fighting this AI only made it worse. I finally decided to believe what my mind was telling me, and changed the cueing to simply "target", so I could ignore the provided cueing. The AI was gone, but 20 minutes of frustration had damaged the session. I am absolutely certain that something is wrong with the cueing for this target.
  2. (S/NF/SK) I finally accessed a wide, open, sandy area with low, even vegetation, and a very "stuffy" feel to the air. There was one very tall, round structure, and another which was low and appeared to have a "wavy" roof, like corrugated metal or plastic (see sketches, bottoms of pages 4&5). The weather was bright and sunny. I had the impression that this area normally had lots of bright, sunny days.
  3. (S/NF/SK) I got very little physical description of the target person. He was wearing a suit, but gave the impression that he just isn't normally a "suit-type" person. He is wearing the suit because he is working on some socially important "cause" or "crusade". He is a cause-oriented type of person. He has a strong dependence on a tall, thin female who is an integral part of his life. I kept finding him in "folksy" or "rural" settings.
  4. (S/NF/SK) The early frustration of the session took its toll, and I ended the session, postponing finer details and search to the next session.

HANDLE VIA SKEET CHANNELS ONLY

~~SECRET~~

OK  
15 MAY 83  
BDB IMS  
IT. MEXAS  
SOLD

P.L. COLO + RENEY  
A.U. WANTS.

8974 \_\_\_\_\_

A: ACROSS  
SMOOTH  
WAY  
B: WHTM

8974 \_\_\_\_\_

WSS MK

8974 \_\_\_\_\_

A: ACROSS  
UP  
AND  
DOWN  
B: STRUCTURE

52: ABOUT

AI BREAK: AGAIN, STRONG  
FOURTH THAT SOMETHING IS WRONG

WITH THE COORDINATES/ EUBING.

ADNF: DRKE PARTS NOTICED.

(2)

8974

P.I. BREAK: THE COORDINATES,  
AND WORK

TANGOT

A: KEROSS  
LOWRY  
~~UNUSUAL~~  
UNUS  
B: LAND

SZ:

SANDY FLOOR  
LIGHT COLOR  
SUFFY SAND  
DARK COLOR

A1 BREAK: "ROLIET" FOOLS LIKE ON TANGOT.

TANGOT

A: KEROSS  
# HAND  
UNUSUAL  
B: LAND

3

TANLEBY

A: ACROSS  
HAND  
B: HAND

SZ: LIGHT  
"HONEY" FOOD TO AIR

BRIGHT  
LIGHT

FOR BUK:  
CEMENT MIXER  
IN SUNNY AREA.

SZ: PURPLE  
BRT. PURPLE

FOR BUK  
AMUSOMENT PARK.

TANLOB

A: ACROSS  
JONKY  
RHYTHMIC  
DOWN  
B: MOTION

(4)

TANGOD




A: SURFACES  
RISING  
CURVING UP  
SMOOTH

B: STRUCTURE

S2: WHITE  
PATCHES  
SOUNDING  
CONVEX SURFACES

FOR DRK:  
NOISE PLANT


TANGOD



A: FOLDED  
UP DOWN UP PULSED  
WAVE

B: STRUCTURE

SKETCH:



5

~~SAT~~


S2: yellow  
GREEN  
LT GREEN  
DK. GREEN

SUNNY  
OPEN  
WIND  
DESERTED (S4)

ADD WALK:  
DESERT,  
AREA.

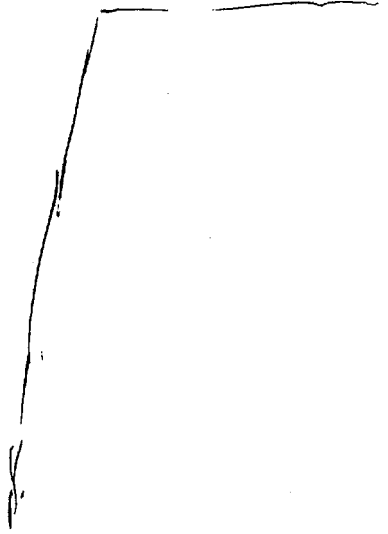
S2:  
TMC  
CUNOOD

~~SAT~~:



②

S18:



ADL MK!  
CLIFF

S3:



FALL

ROUNDED



2

54!

SZ D M N T / W R S/S

LOCATIONS

HOMOY

TRUB  
TRUBUCORP  
WINDOW  
CURTAINS

~~TR~~

"NORM" F002.

ADL RUC:  
VISURE OF  
WINDOW, BROWN  
PLASTIC SEGMENTED  
PIECES.

(RECUITUS)

SMALL  
IMPORTANT

(PERSON)

WOMAN

TALL  
SKINNY

8

82 D M J T, RZ ob.  
(PERSON)

S4 1/2: "MALO" FOOL, W/ STRONG  
"FORMAL" FOOL ACCOMPANYING IT.  
STRONG DEPENDENCE ON FORMAL.

MALO

SUIT.

REGULAR

NOT NORMAL

S4 1/2 FEELING THAT THIS PERSON  
NORMALLY WORKS IN A SUIT, BUT  
ISN'T "AT HOME" IN ONE. HE JUST  
IS NOT THE "SUIT" TYPE OF PERSON.

②

S2 O M. J T IAN A/S.  
(PERSON)

S4 1/2 PERSON IS ENGAGED IN SOME  
VERY IMPORTANT A-TIVITY - SOCIALLY  
IMPORTANT (FOR THE GOOD OF MANKIND,  
OR THE COMMUNITY AT LARGE) ON  
WHAT SEEMS LIKE A "QUEST" OR  
"ONE-TIME CRUSADE" BASIS.

CAPTION  
CONTENT

NOT NORMALLY A FIGHTER  
"CAUSE-ORIENTED PERSON"

P.I. BNE COLO + TRASP

SESSION ONE  
1454

WORKING PAPER

8 MAY 1989

TASKER

1. PROJECT: 8974.
2. ENCRYPTED COORDINATES: 8974.
3. BACKGROUND: THE TARGET IS A PERSONALITY LOCATED IN THE US.
4. ESSENTIAL ELEMENTS OF INFORMATION:
  - A. ACCESS THE TARGET PERSONALITY AND UTILIZING A MAP OF THE US DETERMINE AND IDENTIFY THE LOCATION OF THE CURRENT TARGET PERSONALITY.
  - B. ACCESS AND DESCRIBE THE TARGET PERSONALITY.

NOTE: THE TASK IN THIS PROJECT IS TO DETERMINE AND IDENTIFY THE TARGET LOCATION. VIEWER MAY ELECT TO SATISFY REQUIREMENTS IN THE ORDER OF HIS/HER CHOICE.

NOTE: PROVIDE SKETCHES IN SUPPORT OF YOUR FINDINGS.

8

~~SECRET~~

WORKING PAPER

Project: ~~8974~~  
Date: 890516  
Viewer: 018  
Session: 02

SUMMARY OF INFORMATION:

1. (S/NF/SK) I reaccessed "target", and again found a wide, open, sandy area with low, even vegetation. The "stuffy" feel to the air was gone.
2. (S/NF/SK) I tried to get more physical descriptors of the target person. He is past middle age, chunky, and has some white hair. He is a very artistic person, quite intelligent and well educated. For some reason that I have not tried to analyze, there is a strong impression about him of "raveling/unraveling".
3. (S/NF/SK) About 20 minutes into the session, a large mower began mowing around the building, and continued to do so. I tried to dowse, and got a vague and general impression of northern U.S., just east of central (see map, page 4). However, this was so tenuous that I do not trust it, and covered such a large area that I cannot be satisfied with it. I will do a 3rd session to perform actual dowsing. The session was finally called because of all the noise around the building.

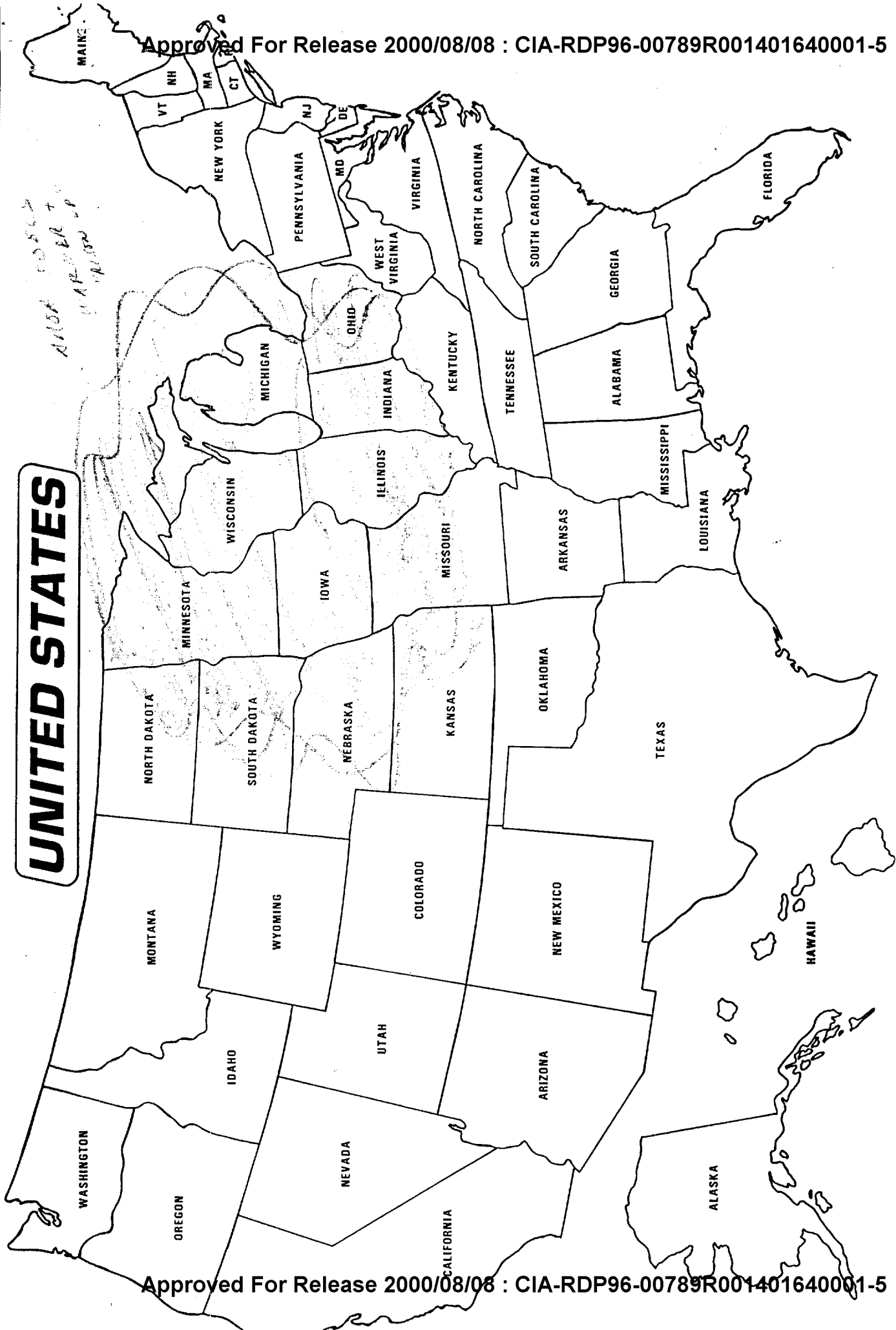
HANDLE VIA SKEET CHANNELS ONLY

~~SECRET~~

4

ALASKA  
HAWAII  
U.S. AIR FORCE

# UNITED STATES



WORKING PAPER

8 MAY 1989

TASKER

1. PROJECT: 8974.
2. ENCRYPTED COORDINATES: 8974.
3. BACKGROUND: THE TARGET IS A PERSONALITY LOCATED IN THE US.
4. ESSENTIAL ELEMENTS OF INFORMATION:
  - A. ACCESS THE TARGET PERSONALITY AND UTILIZING A MAP OF THE US DETERMINE AND IDENTIFY THE LOCATION OF THE CURRENT TARGET PERSONALITY.
  - B. ACCESS AND DESCRIBE THE TARGET PERSONALITY.

NOTE: THE TASK IN THIS PROJECT IS TO DETERMINE AND IDENTIFY THE TARGET LOCATION. VIEWER MAY ELECT TO SATISFY REQUIREMENTS IN THE ORDER OF HIS/HER CHOICE.

NOTE: PROVIDE SKETCHES IN SUPPORT OF YOUR FINDINGS.

~~SECRET~~/NOFORN

PROJECT SUN STREAK

WARNING NOTICE: INTELLIGENCE SOURCES AND METHODS INVOLVED

---

PROJECT NUMBER: 5274                      SESSION NUMBER: 03  
DATE OF SESSION: 11 JUL 89              DATE OF REPORT: 12 JUL 89  
START: 1008                                  END: 1100  
METHODOLOGY: SOLO                      VIEWER IDENTIFIER: 018

---

1. (S/NF/SK) MISSION: Identify, describe a target personality and determine the personality's location.
  
2. (S/NF/SK) VIEWER TASKING: 018 tasked with requirements levied in Para 1, above.
  
3. (S/NF/SK) COMMENTS: No inclemencies noted. A Summary of Information is attached.
  
4. (S/NF/SK): EVALUATION: (1) 018 utilized 5 dowsing methodologies to determine location of the target personality.

HANDLE VIA SKEET CHANNELS ONLY

~~SECRET~~/NOFORN

CLASSIFIED BY: DIA (DT)  
DECLASSIFY: OADR



~~SECRET~~

WORKING PAPER

Project: 8974  
Date: 890711  
Viewer: 018  
Session: 03

SUMMARY OF INFORMATION:

1. (S/NF/SK) The target person and his surroundings were accessed before dowsing began.
2. (S/NF/SK) Five methods of dowsing were performed, two of which produced absolutely no dependable results, at all. The other three methods were all performed blind, and all produced a high degree of correlation (see points 1,3,4,&5 on the dowsing map, page 8A). The area located is in the area around the junction point of North Dakota, South Dakota, and Minnesota (see sketch, page 10).

*Target is LA, California*

HANDLE VIA SKEET CHANNELS ONLY

~~SECRET~~

~~SECRET~~

*11 July 89*  
~~SECRET~~

WORKING PAPER

TASKER

1. PROJECT: 8974.
2. ENCRYPTED COORDINATES: 8974.
3. BACKGROUND: THE TARGET IS A PERSONALITY LOCATED IN THE US.
4. ESSENTIAL ELEMENTS OF INFORMATION:


A. ACCESS THE TARGET PERSONALITY AND UTILIZING A MAP OF THE US DETERMINE AND IDENTIFY THE LOCATION OF THE CURRENT TARGET PERSONALITY.

B. ACCESS AND DESCRIBE THE TARGET PERSONALITY.

NOTE: THE TASK IN THIS PROJECT IS TO DETERMINE AND IDENTIFY THE TARGET LOCATION. VIEWER MAY ELECT TO MEET SPY REQUIREMENTS IN THE ORDER OF HIS/HER CHOICE.

NOTE: PROVIDE SKETCHES IN SUPPORT OF YOUR FINDINGS.


~~SECRET~~



018

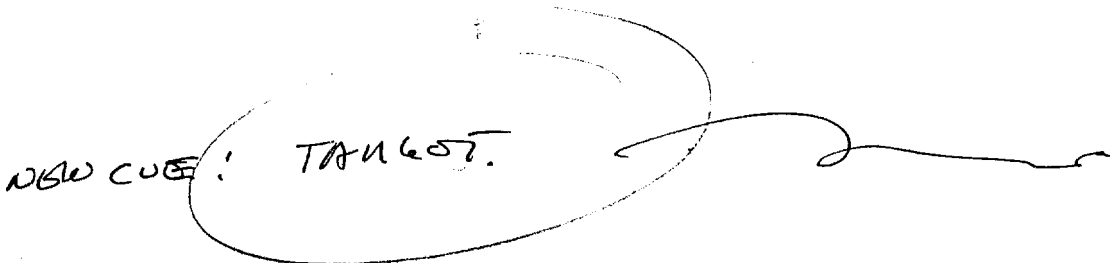
11 JUL 89  
1008  
FR. MESSOR  
SOLO

P.I. NONO  
A.U. NONO



A: SOFT  
ACCESS

P.I. BREAK: IMMEDIATE ANGER!  
BACKED OFF THIS TARGET  
LIKE A SHOT! THERE IS A STRONG  
FEELING THAT SOMETHING IS NOT  
RIGHT ABOUT THE TASKING. WILL  
TAKE OTHER TACK WHICH HAS WORKED  
IN THE PAST.



A: O.M  
AROUND  
TARGET  
ACCESS  
SOFT  
HAND

B: \_\_\_\_\_

2

THICK

A: ACROSS  
HARD  
UNUSUAL

B: LAND

S2: CARBOXYD  
SURROUNDED  
OPEN  
BRIGHT  
GREEN  
GRASS

VISUAL:

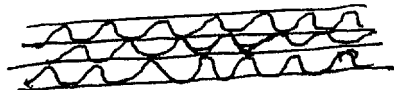
VERY UNUSUAL OPEN GREEN  
AREA SURROUNDED BY  
THICK GRASS BUNCHES

VISUAL:

PIPPES CHINE ON  
THE GROUND.

VISUAL:

THICK CARBOXYD "ACCORDIAN"  
(SR: SEEN FROM SIDE:)



CORRELATED TO LAND

REALLY THICK

TANKS

A: ACROSS  
WINDY  
DOWN

B: \_\_\_\_\_

THRO

A: ACROSS  
WINDY  
DOWN  
B: STRUCTURES

S2: TRN  
OCHAS  
D.D.  
LOUD NOISE  
DRONE.

A1 BK - ANNOYANCE AT NOISE  
LOUD, CONSTANT NOISE  
COULD EVERYTHING.

VISUAL:  
MAN IN WORK  
CLOTHES, WORK  
BOOTS.

VISUAL:  
LARGE, CLOTH  
OPON WORK  
SPACE - ~~LOW PAST.~~  
LIGHT COLORS OF  
PRINT. PASTORS  
PI... EVERYTHING  
MAPS OF...

(4)

~~TRM 657~~

A: ACCESS  
JUNKY  
WALLOS  
WAND

B: L/STRUCTURE INTERF

INTERIM SUMMARY: SITS MUST CS A  
WAND/STRUCTURE INTERFACES.

SZ: LONG  
ALWAYS  
PASTOR COUNS

ALL AMK  
NOUS OF PAPON.

SZ: MALO  
TITAN  
TRALL  
LT. CALONON CLONOS

~~ST~~

(5)

54: TANKS

52: D A H ER O I OOL r/s,  
(10450N)

PI BREAK: WAITING FOR  
SOMEONE TO GET OUT OF  
THE OPS BLDG, WHO'S  
BURPING, FAINTING, + SLAMMING  
DOORS.

BREAK: 1027



RESUME 10:30

S2 D M O T , AOR RB.  
(LOCATION)

OPOL  
UNOWN  
ONCESTAD  
WIDOT  
HOWL

GREEN

AI BIK:  
~~REPLY~~ SURPRISE  
AT UNOWNERS  
OF LAND

AOR BIK:  
LIKE A GOLF  
COURSE.



②

S2 D M CT T 1 AZA a/s.  
(LOCATION)

SUNNY  
WARM (NOT HOT)

S4 1/2 TANKS PERSON IS JUST STANDING,  
LOOKING OUT ACROSS THE AREA.

QUIET  
PEOPLE SOUNDS.

WAS ACCESSING SITE -  
POSSIBLE:

IMPRESSIONS: NORTH  
W/LET

(8)

S6: DOWSING

SEE MAP, P. 8A

METHOD 1A USED (ROW FINGER OVER MAP - CHECK FOR ANY IMPRESSIONS)

SZ: D M O T I OR A/S,

- ① "DRAG" FOOLING
- ② "DRAG" FOOLING
- ③ "HIGH POINT" FOOLING.

S6: DOWSING

METHOD 1B USED

(ASSIGN ASPECT TO TARGET + FOOZ ACROSS MAP FOR THAT ASPECT)

SEE MAP, P. 8A

SZ: D M O T I OR A/S,

ASPECT: "SHAMP" FOOLING.

- ④ "SHAMP" FOOLING

S6: DOWSINK  
METHOD 2B USED (ACQUIRES TARGET - FOOT FOR  
RULON PRESSING SUBSTANT) (EYES CLOSED)

SEE P. 8A (MAP) FOR PENCIL LINES

S2 D M O T I AN ALS

RESULTS: LINES ALL DOWN THE MAP - NO CORRELATION.

S6: DOWSINK:  
METHOD 2A USED (PASS RULON DOWN MAP -  
FOOT FOR TARGET.)

SEE MAP, P. 8A FOR PEN LINES

S2 D M O T I AN ALS

RESULTS: LINES ALL DOWN MAP. - NO CORRELATION.

10

56: DOWSINK:

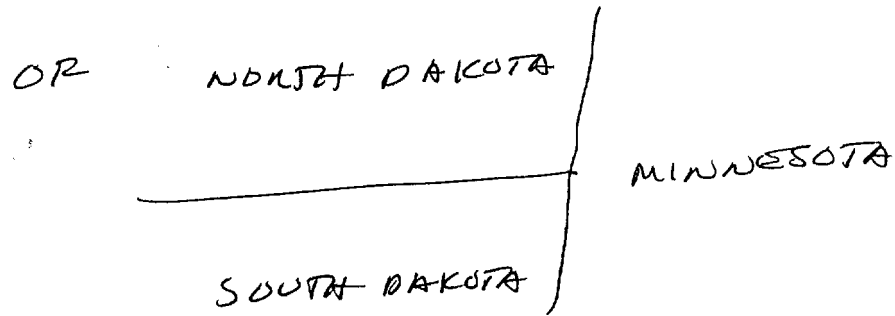
ALSO NOTED / RE USOD  
SOD MAP, P. 8A

(NOT TOUCHING MAP -  
EYES CLOSED -  
MAP SPUN AROUND TO  
HIDE ORIENTATION)

SZ     D     AT     OF     T     I     OR     A/S,

- ⑤ "STAMP SCRATCH" FOOT
- "PIN PRICK" FOOT

INTERIM SUMMARY: TARGET IS LOCATED  
IN THE AREA OF THE JUNCTION



SESSION END

1100

8A

# UNITED STATES

