


2/1/89  
 1/1/89  
 1/1/89

STAGE 5 ESSAY

Stage 5 is radically different from all other stages to this point. Stage 5 is the process of decoupling from the signal line and decoding the cognitron patterns that have developed thus far in the session. The object of Stage 5 is to reach back in the session, identify a specific word attached to a perception of the site and to decode all the various related information or parts of the cognitron.

To illustrate: Below the idea of "religion" in cognitron form has surfaced through the liminal threshold and the word "religion" has been placed under the "I" column in Stage 4.



There are obviously many other different concepts associated with religion that make up the cognitron pattern. These other concepts (expressed as words) are the concerns of Stage 5.

The "system": The system of Stage 5 deals with "Emanations". When the viewer follows the system for Stage 5, they cause added energy to be focused into the cognitron which in turn causes the cognitron and associated parts to emanate or project this energy such that we can perceive new information about the site.

The system calls for the use of four words, they are:

a. OBJECTS: actual physical objects found within the cognitron patterns.

b. ATTRIBUTES: Characteristics or adjectives -- very much like; green, tall smelly, secret.

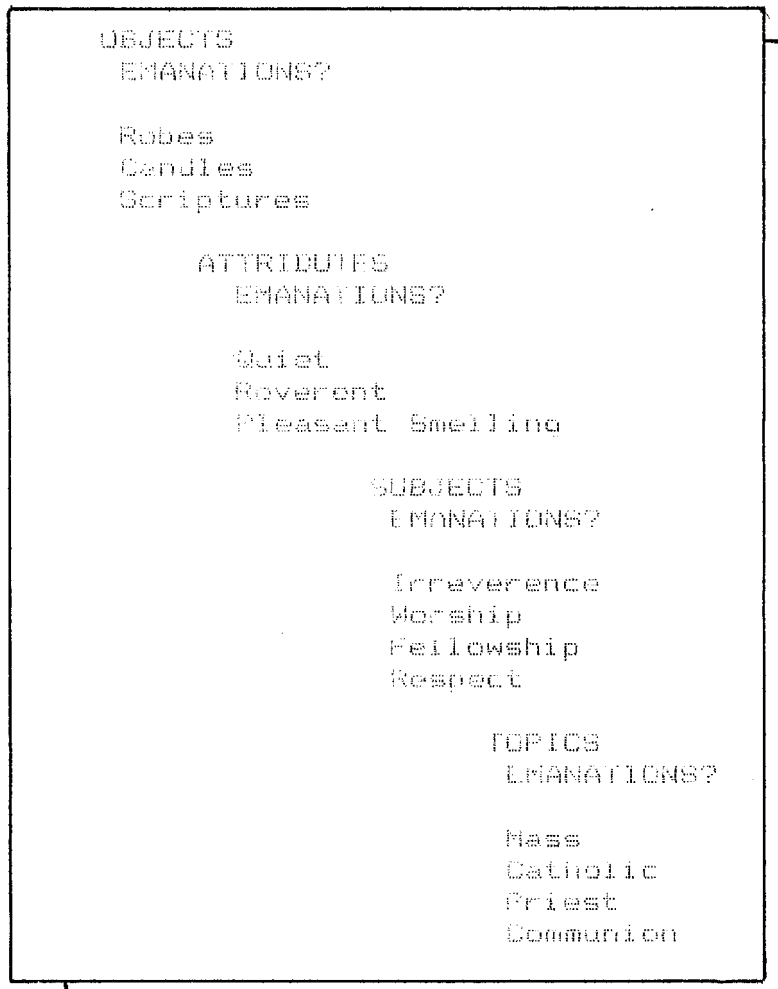
c. SUBJECTS: invariably an intangible -- almost always has an "I" concept attached.

d. TOPICS: a more detailed or refined version of information similar to that of the SUBJECT.

\*\* Subjects are considered a "macrocosmic" view while the TOPICS are a more "microcosmic" view of the related perceptions of the pattern.

As you begin in Stage 5 it is important to remember to use a "hyposimulative" approach -- that is keep a very smooth and flowing pace to deter AOL. If you find yourself breaking or pausing for more than a few seconds, it is an indication that you have run out of information. When this occurs you should move on to the next area (word).

To illustrate, this is how the viewer would write and move from category to category in Stage 5: (using "Religion")




SWITCHES: There are two types of switches. The first type occurs when the viewer improperly changes or recognizes the ending of information in a particular column and inadvertently begins writing information pertinent to

the next level of information in the same column. The second type of switch occurs when the viewer inadvertently focuses on one aspect of information in the column and begins recording information pertinent to it (see illustration).

Example: OBJECTS  
EMANATIONS?

Candles  
Robes  
Halls  
Long  
Narrow  
Dimly lit

 THE SWITCH IS HERE

ADL and it's relation to Stage 5:

Objects and Attributes very rarely generate ADL, however; Subjects and Topics are inclined to generate ADL.

ADL in Stage 5 can be of value to us. In that ADL comes from some element of the Signal Line (ADL Matching being similar to the actual site) then it holds true that ADL will have an element of truth to it. Illustrated below is how the viewer can use ADL:

Example: ADL - MOSQUE  
PRIOR EMANATIONS?  
  
Large  
Assembly  
Singing  
Scriptures  
Religious decorations

You want what  
preceded the  
the formation  
of ADL

Stage 5 allows you to refine ADL in order to process the raw information from it. If you run into ADL you call an ADL break and then begin in the category again.