

SECRET/STD/SK/NOFORN

24 AUG 90

DT-S


SUN STREAK Report - 1 Jan 90 to 10 Aug 90 (U)

ODCSINT, DAMI-PO

(REPORT CONTAINS INITIAL AND FINAL INPUTS FOR MIB BRIEFING)

1. During the reporting period of 1 Jan 90 to 10 Aug 90, 104 operational projects were conducted; of these 32 (30.7%) were evaluated. Results are at TAB A.
2. During the reporting period 838 individual sessions were conducted. Quarterly percentile increases in production are indicated at TAB B.
3. Production by viewer is reflected at TAB C.
4. TAB D reflects the unit's ability to conduct search problems for the reporting period of 1 Jan 90 to 10 Aug 90.
5. TAB E reflects the unit's ability to operate against fixed targets in past and current time. Data base is inadequate to represent a reliable representation. See '88 and '89 for broader data base with indications of a 40% to 60% reliability.
6. Thirteen kudos are at TAB F and represent highlights of successful reporting.
7. Reasons for non-evaluation of projects are reflected at "TAB G."
8. Results of a diagnostic test initiated to evaluate known search methodologies was submitted by separate cover.
9. Two examples of viewer inter-operability are TAB H.
10. Examples of project summaries are at TAB I.

SG1J

  
Branch Chief

HANDLE VIA SKEET CHANNELS ONLY  
STIPPLED INFORMATION

CLASS BY ODCSINT,DAMI-PO  
DECLAS: OADR

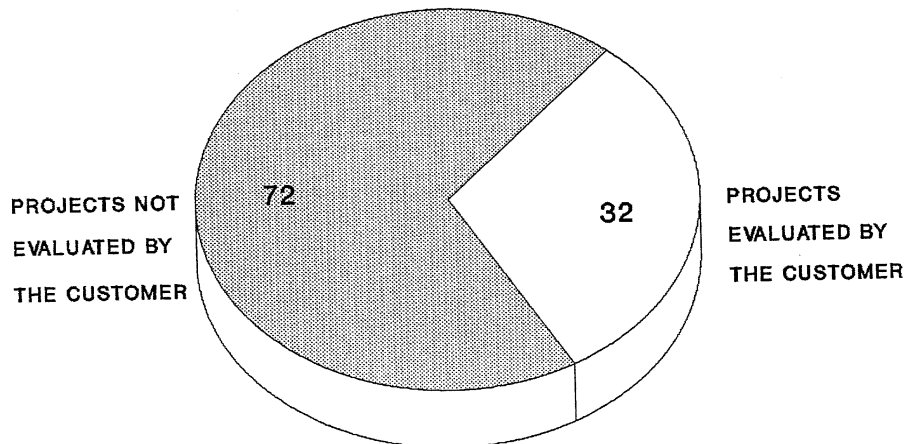
SECRET/STD/SK/NOFORN

TAB

# OPERATIONAL PROJECTS

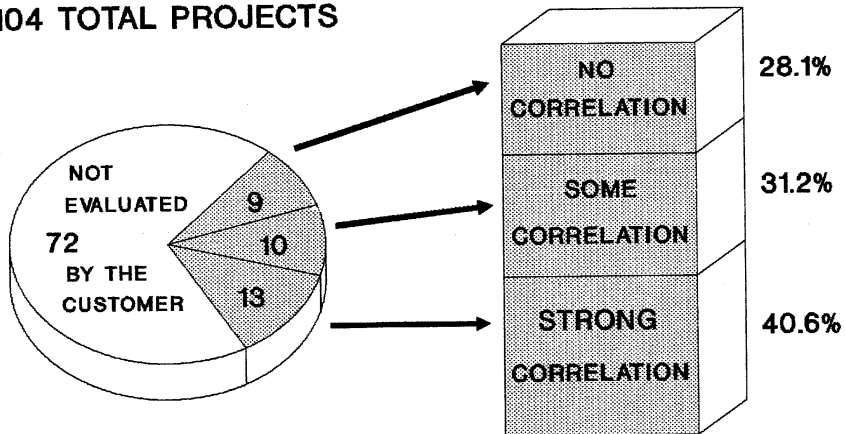
1 JAN 90 - 10 AUG 90

395 SESSIONS - 104 PROJECTS



# OPERATIONAL PROJECTS 1 JAN 90 - 10 AUG 90

104 TOTAL PROJECTS

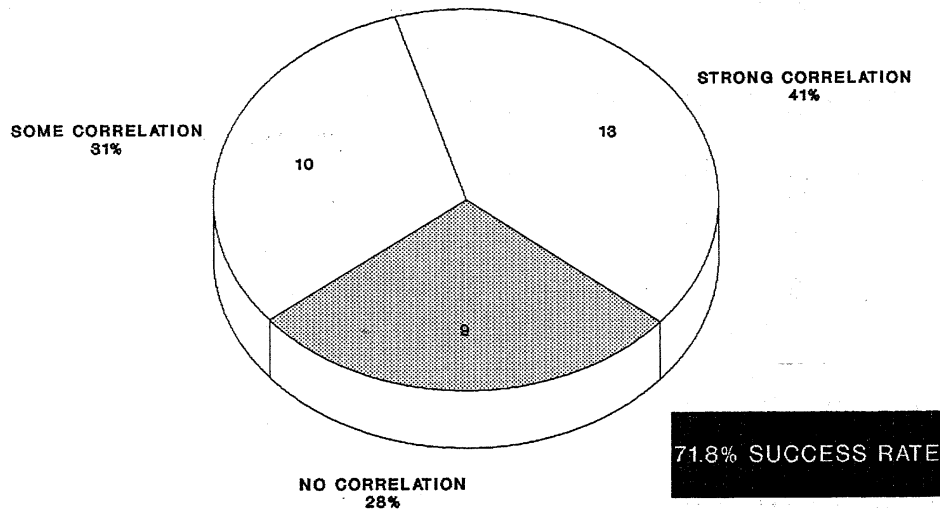


CORRELATION FACTORS OF THE 32  
CUSTOMER-EVALUATED PROJECTS

# OPERATIONAL PROJECTS

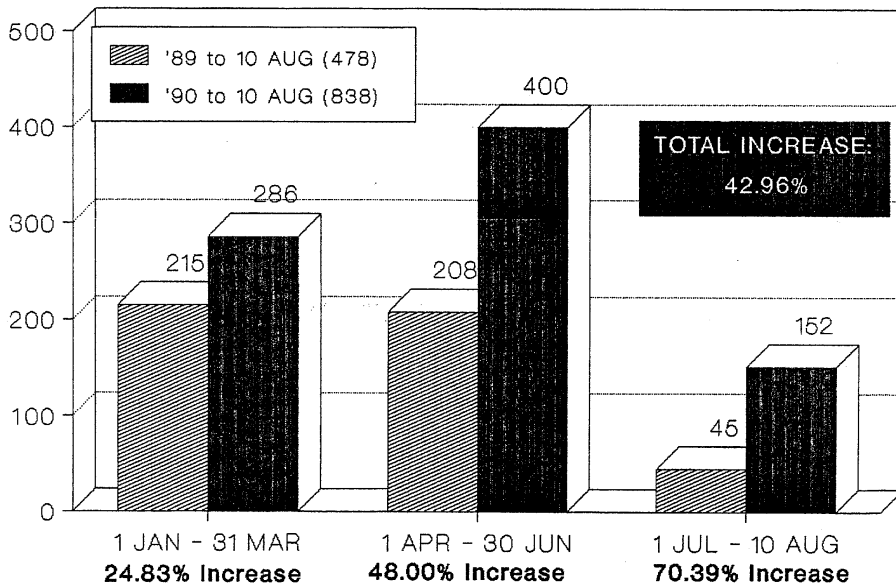
1 JAN 90 - 10 AUG 90

32 EVALUATED PROJECTS

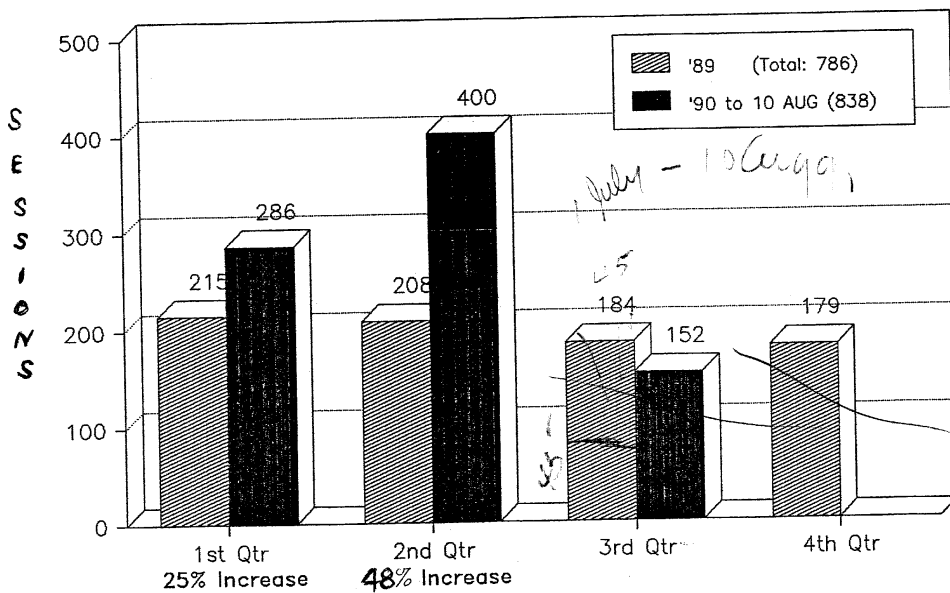


TAB

# SUN STREAK PRODUCTION INCREASE '89 TO '90



# SUN STREAK PRODUCTION '89 - '90





TAB

PRODUCTION REPORT - BY VIEWER

1 JAN 90 - 10 AUG 90

VIEWER	OPS SESSIONS	TNG SESSIONS	TOTAL SESSIONS
003	32	36	68
011	12	6	18
018	59	36	95
025	68	39	107
032	22	7	29
049	37	98	135
052	29	146	175
079	83	36	119
095	53	39	92
	-----	-----	-----
	395	443	838

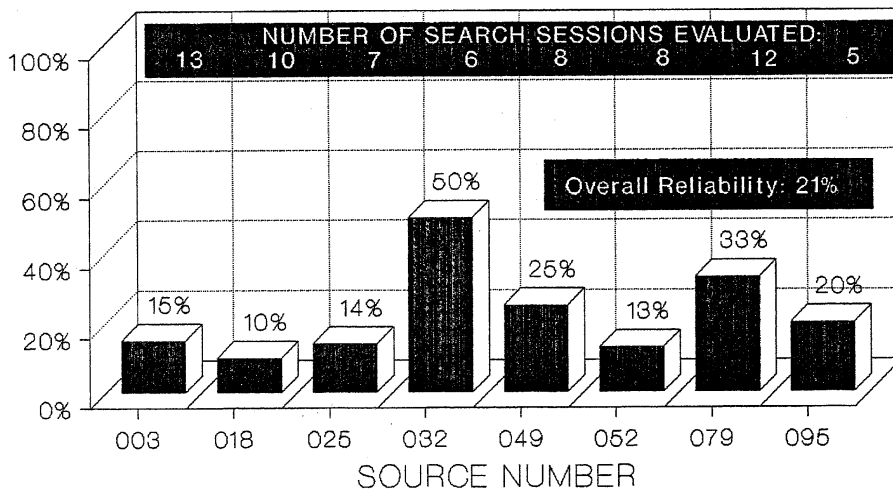
TRAINING

1 JAN 90 TO 10 AUG 90

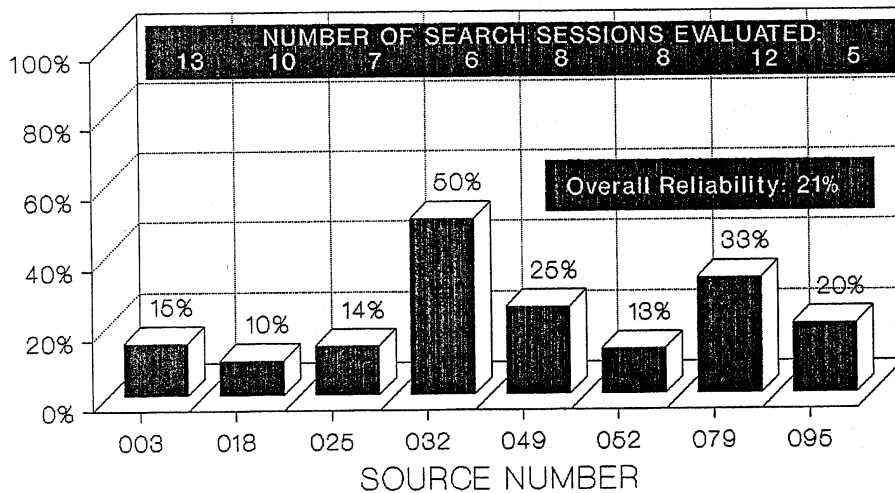
VIEWER	BASIC TNG	NEW METHODOLOGY	ADVANCED TNG
003	0	35	1
011	0	0	6
018	0	35	1
025	0	35	4
032	0	0	7
049	63	35	0
052	111	35	0
079	0	35	1
095	0	35	4
-----			
	174 (39.2%)	245 (55.3%)	24 (5.4%)

**TAB**

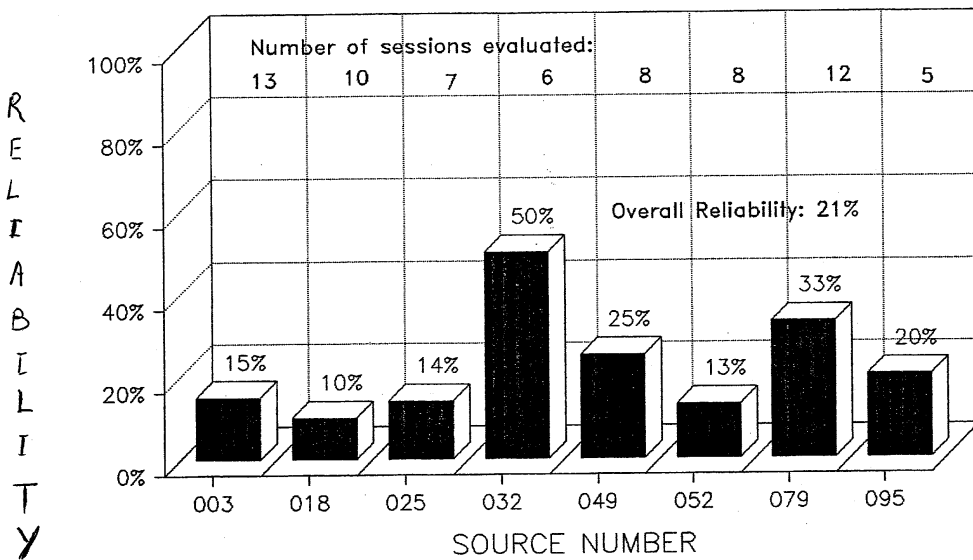
# OPERATIONAL RELIABILITY BROAD AREA SEARCH 1 JAN 90 TO 10 AUG 90



# OPERATIONAL RELIABILITY BROAD AREA SEARCH 1 JAN 90 TO 10 AUG 90



*12/27/90*  
OPERATIONAL SEARCH RELIABILITY  
1 JAN 90 to 10 AUG 90



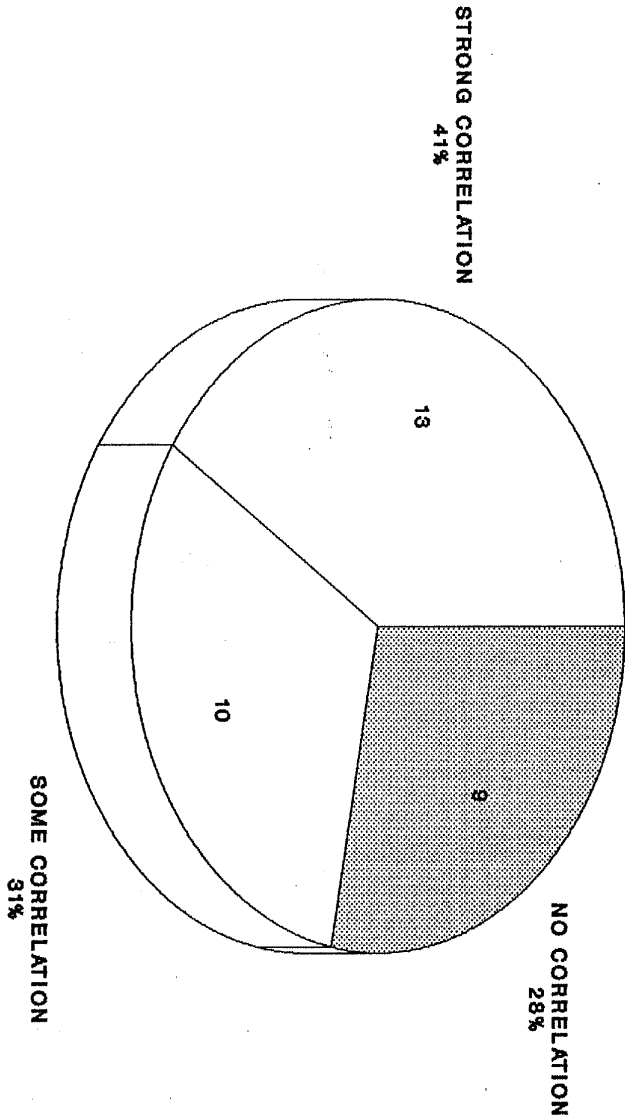
TAB



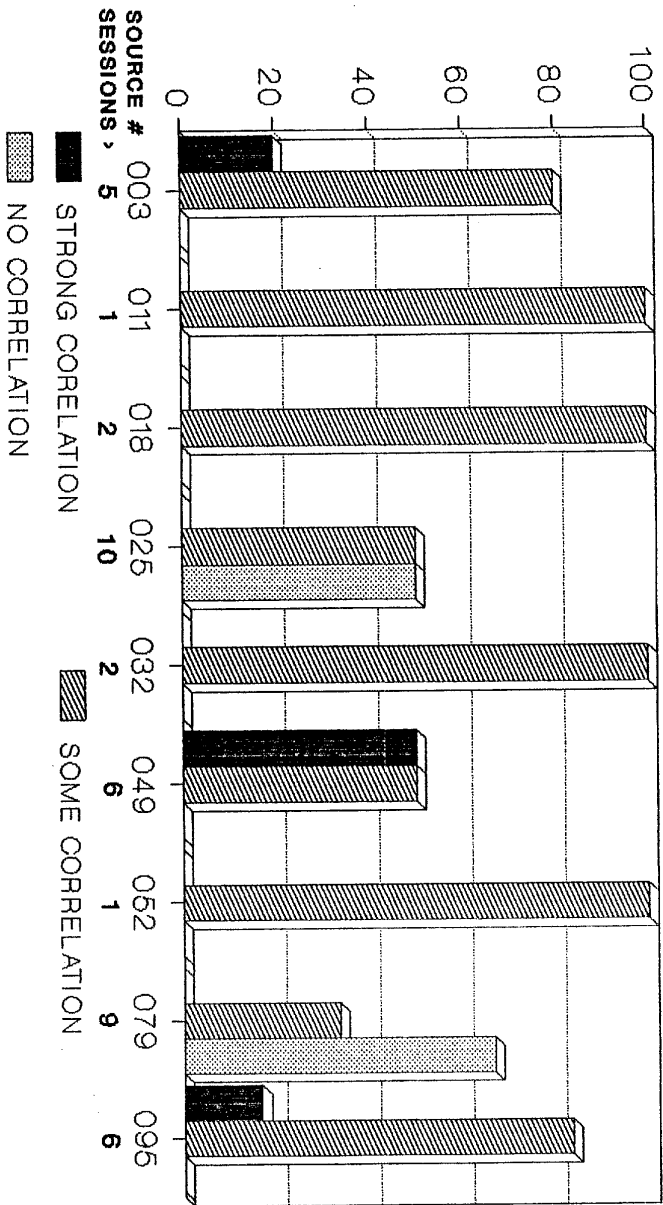
# OPERATIONAL PROJECTS

1 JAN 90 - 10 AUG 90

32 EVALUATED PROJECTS



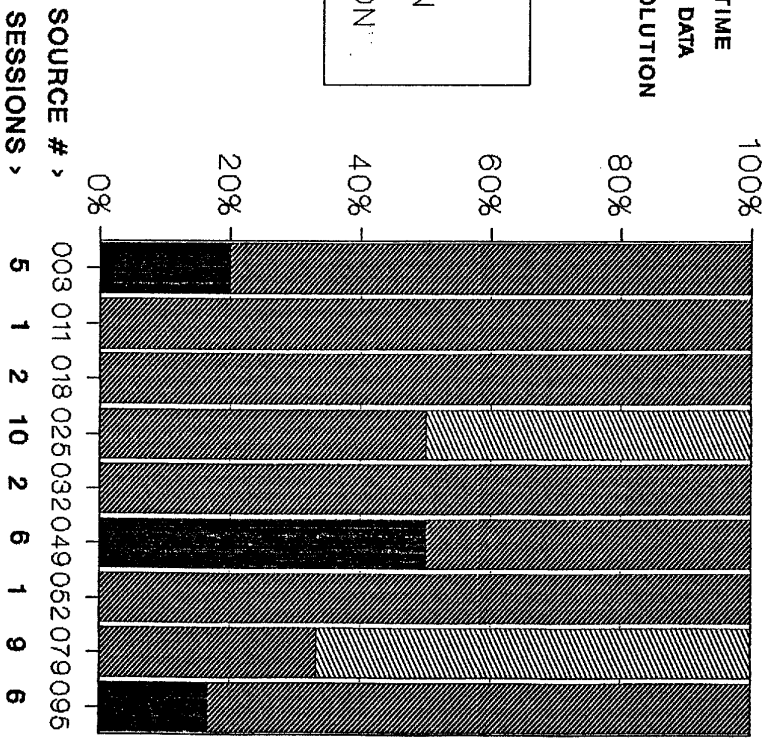
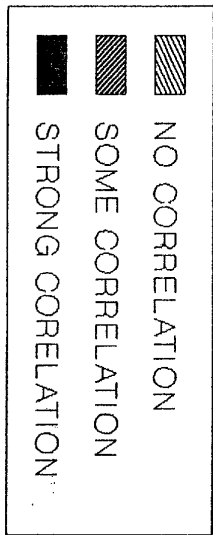
# OPERATIONAL RELIABILITY FIXED TARGETS



FIGURES REPRESENT THE % OF TIME SOURCES PROVIDED DESCRIPTIVE DATA WHICH CONTRIBUTED TO THE RESOLUTION OF FIXED SITE TARGETS.

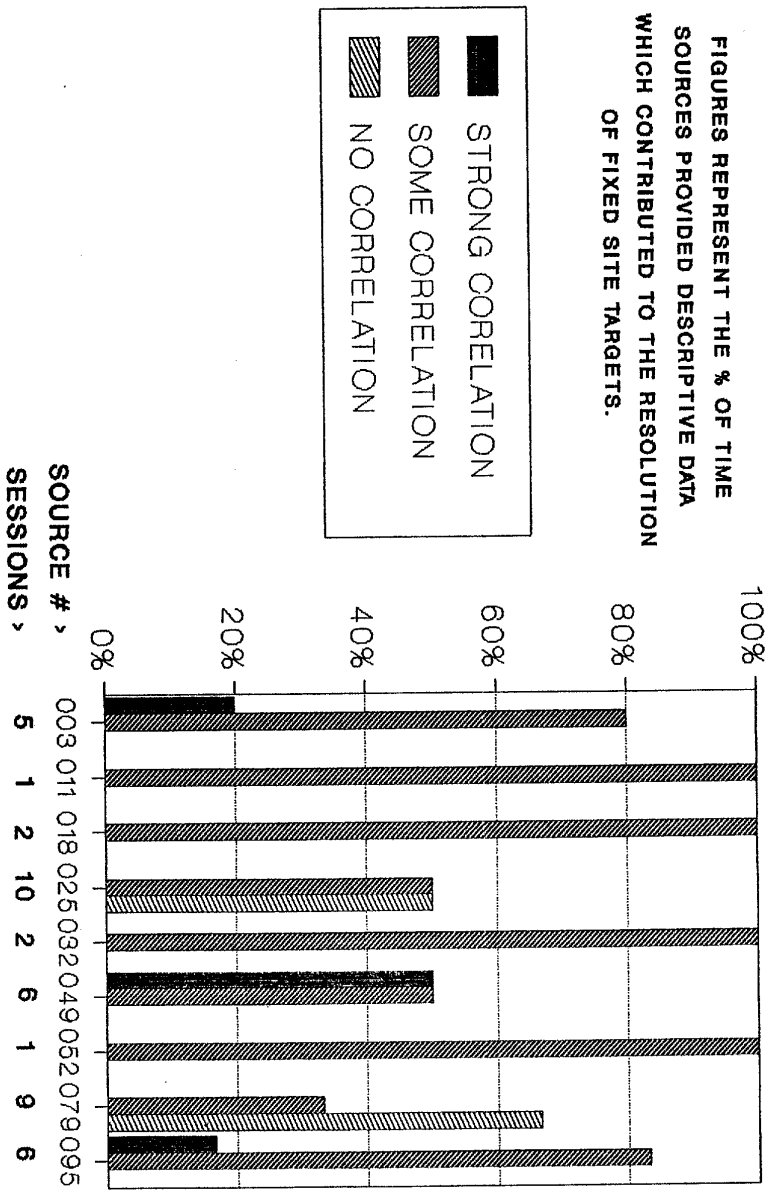
# OPERATIONAL RELIABILITY FIXED TARGETS

FIGURES REPRESENT THE % OF TIME  
SOURCES PROVIDED DESCRIPTIVE DATA  
WHICH CONTRIBUTED TO THE RESOLUTION  
OF FIXED SITE TARGETS.



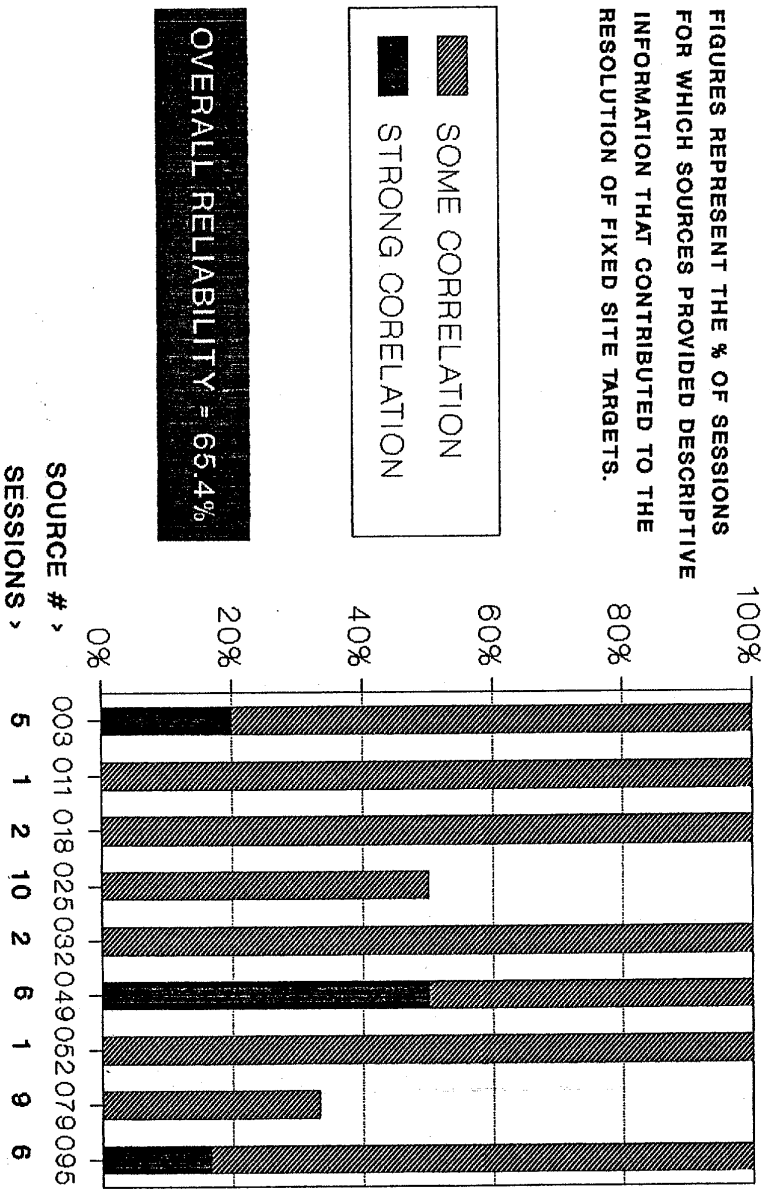
# OPERATIONAL RELIABILITY FIXED TARGETS

FIGURES REPRESENT THE % OF TIME  
SOURCES PROVIDED DESCRIPTIVE DATA  
WHICH CONTRIBUTED TO THE RESOLUTION  
OF FIXED SITE TARGETS.



# OPERATIONAL RELIABILITY FIXED TARGETS

FIGURES REPRESENT THE % OF SESSIONS FOR WHICH SOURCES PROVIDED DESCRIPTIVE INFORMATION THAT CONTRIBUTED TO THE RESOLUTION OF FIXED SITE TARGETS.



# OPERATIONAL RELIABILITY FIXED TARGETS

1 JAN 90 to 10 AUG 90

Strong Correlation	Some Correlation	No Correlation
4	22	9
42 sessions held	35 sessions evaluated	

Degree of Correlation to Ground Truth: 65.4%

Past Degree of Correlation: 40% - 60%

# OPERATIONAL RELIABILITY FIXED TARGETS

1 JAN 90 to 10 AUG 90

Strong Correlation	Some Correlation	No Correlation
4	22	9
<del>42 sessions held</del>	35 sessions evaluated	

Degree of Correlation to Ground Truth: 65.4%

Past Degree of Correlation: 40% - 60%

*Translate  
to source  
bar chart*

TAB



SG1A

Approved For Release 2000/08/08 : CIA-RDP96-00789R001100010001-8

Next 17 Page(s) In Document Exempt

Approved For Release 2000/08/08 : CIA-RDP96-00789R001100010001-8

TAB

## OPERATIONAL PROJECTS

1 JAN 90 - 10 AUG 90

THERE WERE 72 PROJECTS NOT EVALUATED BY  
THE CUSTOMER FOR THE FOLLOWING REASONS:

- \* The customer lacked the resources.
- \* Weather
- \* Prioritization of leads
- \* Prioritization of customer committments
- \* Fleeting target
- \* CEP too large to search

TAB

SG1A

Approved For Release 2000/08/08 : CIA-RDP96-00789R001100010001-8

Approved For Release 2000/08/08 : CIA-RDP96-00789R001100010001-8

TAB

Next 2 Page(s) In Document Exempt