

4

2014 Aug 87

~~SECRET~~/NOFORN - SKEET CHANNELS ONLY

PROJECT SUN STREAK (U)

ERV SESSION PROCEDURES REPORT

WARNING NOTICE: INTELLIGENCE SOURCES AND METHODS INVOLVED

CONTROL NUMBER: 8709

NICKNAME: None

DATE OF SESSION: 19 Aug 87

TARGET COUNTRY: UR

REFERENCES: None

SESSION NUMBER: 03

DATE OF REPORT: 20 Aug 87

MISSION STATUS: Continuing

TECHNIQUE UTILIZED: ERV

SOURCE IDENTIFIER: 079

1. (S/NF/SK) INTERVIEWER TASKING: Tasking as listed in the first session conducted with this Source on this project has not been changed or re-directed. This session was still concerned with the primary phase of the tasking package, the description of the characteristics and configuration of the US "Stealth" bomber. Other phases of the tasking package were not addressed in this session.
2. (S/NF/SK) SOURCE TASKING: Source was told only that this was a continuation of the last session and that She should concentrate Her focus of attention on the "secret aircraft" reported upon in the last session. In addition, Source was provided the same encrypted coordinates as the initial session, 137500/112794, as per Extended Remote Viewing (ERV) protocols.
3. (S/NF/SK) INCLEMENCIES: There were no reportable incidents or anomalies which may have influenced the data obtained in this session.
4. (S/NF/SK) SUMMARY: Source furnished the attached summary which was prepared following the session and submitted to the Interviewer within 24 hours after the session. The completeness of the typewritten summary has been compared to the Interviewer's notes and all deletions, changes, and/or corrections have been verified as acceptable by the Interviewer. In addition to the information provided in the summary, Source provided additional information during the actual session which was inadvertently omitted from Her summary and which may impact on the final analysis of the data provided. That additional data is provided below in raw unevaluated form:

~~SECRET~~/NOFORN - SKEET CHANNELS ONLY

a. (S/NF/SK) Source perceived a powerful energy emission radiating from the pointed nose area of the aircraft. This emission was perceived by Source as a light energy which radiated in a wide arc and for long distances. Source reported another energy source which emanated from the area of the wingtips. This energy seemed to radiate downward and was associated with the concept of a, "localized refraction or reflection of heat".

b. (S/NF/SK) Source perceive an increasingly clear image of the wing configuration and their critical importance to the operational performance of the aircraft. The wings had previously been described as trapezoidal in shape and attached in some manner to the fuselage. During this session Source perceived that the wings did not appear to be actually attached to the aircraft but were, in fact, an integral part of the entire structure as though they were molded to the plane with no distinct separation between the wing and the fuselage. These wings were perceived as running the entire length of the aircraft and may have had an unusual shape, not further defined, and other protuberances attached to them. The overall impression was an emphasis on a smooth and uncluttered design. Some of the material used in the plane appeared to be quite flexible while still retaining a high degree of tensile strength. At the rear of the aircraft workmen were perceived installing a filtration system of some sort as a project which may be a new addition and experimental in nature. Apparently this aircraft has flown without such a filtration "screen" in the past but this new addition will provide a cleaner more beneficial performance.

c. (S/NF/SK) Source perceived that the aircraft is capable of performing its mission while remaining, "undetectable". She used the analogy of an animal moving in and surprising its prey. The method by which the aircraft remains undetected was reported as being derived from its use of, "jammers" and a device, (mentioned in the previous session), which hums softly and begins buzzing when excited by an external force. This buzzing initiates the usage of the device which then, "deletes and takes out" (the signal?). Additionally, when used in an attacking mode, the aircraft approaches the target at high altitude and drops suddenly, flying close to the ground, and using its, "sophisticated systems" at low level, it renders itself undetectable at, "line of sight". Finally, Source perceived that the aircraft may be, "painted" (coated?) with a material which aids the aircraft in, "blending in with its environment". This material seemed to be associated with the importance of the wings in maintaining the ability of the aircraft to remain undetectable.

X d. (S/NF/SK) Source commented on what may have been certain operational security precautions utilized to develop and test the Stealth Bomber. Source perceived an image that the flight schedules for the aircraft, (the Stealth Bomber) were, "illegal" basing this


1445
aug 87

~~SECRET~~/NOFORN - SKEET CHANNELS ONLY

statement on several separate perceptions. She reported that the aircraft is only flown at night and when in flight it does not conduct routine flight communications, presumably with civilian ground controllers. Second, its position is routinely erroneously reported when such reports are necessary. Additionally, the presence of Stealth in or near public airspaces is normally masked by the presence of other witting aircraft. In other words, the other aircraft file flight plans listing their tail numbers, type of aircraft etc., but the aircraft actually performing the flight is Stealth. Source found this practice to be reprehensible.

5. (S/NF/SK) COMMENTS: An interesting side note which deals directly with Remote Viewing technology was noted in this session. In describing the concept of being undetected, the Source equated this concept to an animal which, "paces, (is) powerful, no protection against it if used...it surprises, its smooth, hides itself quite nicely, non-detected...never meets you face to face, come from behind and by then its too late...". This is, of course, a good general description of the Stealth bomber purpose and reason for existence but more intriguing, it is a also a very good definition of the word stealth itself. It would seem that the concept of "stealth" as a concept vice a title was being perceived by Source and perhaps overlaid simultaneously with the actual title. In any case the word "stealth" was not spoken directly but described in very exacting detail.

SG1J


SS-13, DAC
Interviewer

~~SECRET~~ - NOFORN
SECRET CHANNELS ONLY

(When filled in)

Page 1

Project: 8709
Date: 19 Aug 87
Session: 03
Source: 079

Start: 0958
Sanctuary: 1004
Target: 1007
Finish: _____

Coordinate: 137 500 / 112794

Frontload:

" THIS WILL BE A CONTINUATION OF YOUR LAST SESSION. I WANT YOU TO CONCENTRATE YOUR FOCUS ON THE "SECRET AIRCRAFT" YOU TOLD ME ABOUT IN THE LAST SESSION. REMEMBER TO REMAIN OUTSIDE THE PLANE AND TO DESCRIBE ITS SHAPE, THE FRONT, MIDDLE, BACK, WINGS ETC. IN DETAIL - AFTER THAT YOU WILL BE ABLE TO MOVE INSIDE. "

Notes:

- ① No known or stated indications
- ② WEATHER WARM, starting to change - Rain(?) a day or two away

~~SECRET~~ - NOFORN
SECRET CHANNELS ONLY

(when filled in)

Draft: _____

19 AUG 87
SOURCE 079

DURING THIS SESSION, I FELT THAT I HAD A MUCH BETTER VIEW OF THE OUTSIDE STRUCTURE OF THE PLANE.

IN THE FRONT PART OF THE PLANE, I COULD SEE A LONG, THIN STRUCTURE WHICH COMES OUT FROM THE NOSE OF THE PLANE. IT RADIATES LIGHT AND THE LIGHT ENCOMPASSES A LARGE AREA AND SCANS IT. ALSO NEAR THE FRONT, I COULD SEE SLITS COMING DOWN ALONGSIDE OF THE PLANE AND PLACED INSIDE THESE SLITS ARE VERY SHARP, CUTTING OBJECTS. I ALSO SENSED ~~THERE WAS A JAMMER SITTING ON TOP OF THE PLANE.~~ THIS JAMMER WAS MOVED FROM THE SIDE OF THE PLANE ~~TO THE TOP OF THE PLANE.~~

IN THE MIDDLE PORTION OF THE PLANE, I COULD SEE THE WINGS THAT CAME DOWN ALONGSIDE OF THE PLANE WITH POINTED TIPS. THE TIPS WERE RED AND MADE OF RUBBER. I COULD SEE A LINE ACROSS THE WINGS AND SITTING BEHIND THE LINES WERE THESE RED TIPS. THE TIPS EMITTED ENERGY DOWNWARD AND THEN I COULD SEE CURVES AND IT SEEMED TO ME THE TIPS COULD REFRACT ENERGY.

AT THE LOWER PORTION OF THE PLANE, I COULD SEE A SPINNING, CIRCULAR MOTION THAT WAS VERY POWERFUL. THE MOTION WAS FAST AND THEN SLOW AND THEN FAST AND THEN SLOW. I THEN COULD FEEL THE PLANE SWAYING. ALSO, IN THIS REAR AREA OF THE PLANE, I COULD SEE MEN WORKING. THEY WERE ADDING ON A SCREEN OR A FILTERING SYSTEM TO THE PLANE. THE PLANE HAS OPERATED WITHOUT THIS TYPE OF SYSTEM BEFORE HOWEVER WITH THIS FILTERING SYSTEM WILL HELP KEEP THE PLANE CLEANER. ALSO IN THE BACK ON THE SIDE OF THE PLANE I COULD

SEE RED AND BLACK MARKINGS. I COULD ALSO SEE LOOPS OR HOOPS GOING UP THE PLANE STARTING FROM THE BACK OF THE PLANE.

THEN AFTER SEEING THE PLANE FROM FULL VIEW, I RECEIVED THE IMPRESSION OF A SHOT. THEN I RECEIVED THE IMPRESSIONS OF A SHOT IN THE HEAD OR A FORCE OF THE HAND. THEN I RECEIVED THE WORD "BARE" OR "BEAR."

OVERALL, I HAD THE IMPRESSION THAT THE PLANE OPERATED SMOOTHLY. THERE ARE ADD ONS TO THE PLANE. THE FRONT PART COMES DOWN AND GATHERS INFORMATION. THERE IS A SCANNING INVOLVED IN THE PROCESS OF THE PLANE AND AT ONE TIME I HAD THE IMPRESSION THAT THE PLANE CAN ALSO TAKE PICTURES. ALL OF THESE DIFFERENT PARTS CAN RECEIVE INFORMATION AND THEY CAN WORK INDEPENDENTLY FROM ONE ANOTHER BUT THEY ALL OPERATE FOR THE SAME PURPOSE.

I THEN HAD THE IMPRESSION THAT THE PLANE WAS LIKE A WILD ANIMAL. THE PLANE WOULD ATTACK FROM BEHIND. IT WOULD NEVER MEET YOU FACE ON. THE PLANE WOULD SCARE AND HURT PEOPLE. THERE WOULD BE NO PROTECTION FROM IT BECAUSE THE PLANE WOULD BE UNDETECTABLE.

THERE ARE SEVERAL REASONS WHY THE PLANE IS UNDETECTABLE.

FIRST, BECAUSE OF THE JAMMING SYSTEM.

SECOND, WHEN THE PLANE ATTACKS, IT WOULD FLY CLOSE TO THE GROUND. WHEN THE PLANE FLIES HIGH, ALL OF ITS SYSTEMS ARE NOT SHOWING. IT WOULD DROP "LINE OF SIGHT" AND THEN ATTACK.

THIRD, THE PLANE FLIES ILLEGALLY. THE PLANE FLIES AT NIGHT AND THERE ARE DIFFERENT NUMBERS PUT DOWN ON THE FLIGHT SCHEDULE. IN OTHER WORDS, WHEN THE PLANE FLIES, IT LOOKS AS THOUGH ANOTHER PLANE IS FLYING IN ITS PLACE OR VISA VERSA. THERE IS A PADDING OF THE NUMBERS ON THE FLIGHT SCHEDULE. I COULD SEE THREE NUMBERS

EQUALLY ONE NUMBER. WHEN THE PLANE DOES FLY, IT IS NOT COMMUNICATING WITH OTHER COMMUNICATIONS NETWORKS.

FOURTH, I FELT THAT THE PLANE WAS UNDETECTED BECAUSE OF ITS MARKINGS. ALSO, ALTHOUGH I HAD THE IMPRESSION THAT THE PLANE WAS GRAY, SILVER, OR WHITE I SENSED IN THIS SESSION THAT THE PLANE WAS GREEN AND BLACK AND BECAUSE OF THIS FACTOR, THE PLANE COULD BLEND IN WITH THE ENVIRONMENT WHICH ALSO CAN MAKE IT UNDETECTABLE.

→ 137500/112794

★ In THE front there is a large light. In the nose a large light. It comes from the front, hooked on like claws, comes out from the nose, there's a light that radiates out, there is a spinning, rotating, fast movement. It makes me dizzy. I don't know where it's coming from. The wings are smooth, then from the top they come down, very balanced, even, smooth, I see them differently now

→ Differently

★ ITS NOT LIKE they are attached! its like the whole side is the wing, longer. There's a tracking sound somewhere, a noise, a rhythm, a process

→ TELL me more ABOUT the wings

★ Along the side, coming down, swooping down, on a slant, hard, smooth and sharp, heavy, BENDABLE, thick, thicker near the aircraft, thinner coming out.

→ Something is special about these wings

★ THE TIPS, there's a line across marking the tips, its in the tips, its hot, little red dots, a light, there's either two or one on each side.

→ THE TIPS

★ RUBBER, ITS A SMALL PART AT THE TIP, AT THE POINTS WHERE there's emitting energy, emitting downward, curved, results, curves, operating on curves, an exactness, a measuring is important, distance, a thick curve,

(3)

→ DESCRIBE THE ENERGY

★ A GREAT FORCE, LOCALIZED, REFLECTING, REFRACTING, THE HEAT IS THICK, GOES DOWNWARD, IS OPERATING,

→ LET'S LOOK NOW ON THE BACK PORTION, THE TAIL AREA

★ SPINNING, CIRCULAR, FAST AND SLOW, SLOW RIGHT NOW. MEN WORKING HERE. THEY ARE ADDING IN A NEW, SQUARE FRAME PUTTING IT IN

→ DESCRIBE THE PURPOSE OF THIS FRAME

★ SCREENS, FILTERS. IT HAS OPERATED WITHOUT THIS BEFORE BUT THIS WILL HELP. IT KEEPS IT CLEAN, FILTERING -

→ CONTINUE TO DESCRIBE THIS BACK PORTION

★ IT SWAYS, ROCKS, PART OF IT COMES UP. MEN WORKING, THE ROTATING MOVEMENT IS BACK HERE. MADE BY THICK PINS. ITS HEAVY. THE GEARING, THE POWER IS BACK HERE. BARE, ITS ROUNDED BACK HERE, SMOOTH. MARKINGS BACK HERE

→ RAW DATA

★ BLACK AND RED MARKINGS. ON THE SIDE NEAR THE REAR. ONE TYPE/KIND, WHAT TO EXPECT. SHOT

→ RAW DATA

★ A FORCE, A FORCE OF THE HAND. SHOT.

→ MOVE ON

4

★ THE REAR PART HAS A FLAPPING. THERE ARE LOOPS/LOOPS BACK HERE. THE ENTIRE OBJECT IS LONG, SLENDER, SMOOTH, HEAVY. WHEN IT LEAVES THE GROUND THERE IS A LOT OF POWER, IT LEAVES THE GROUND AND FLIES UP. PRESS DOWN HARD, STATING IT-PRESS DOWN. THIS THING IS OVERWHELMING. THERE IS A LARGE OUGE, HANGING, NOT ATTACHED YET. WAITING TO BE PUT ON, THE SOUND HURTS MY EARS.

→ DESCRIBE TO ME THE SURFACE OF THE AIRCRAFT.

★ HARD, PAINTED, SMOOTH, UGRY VERY SMOOTH. SOME PLACES SHARP. FEMALE, SLENDER, SMOOTH, OPERATING, SNAPS, LIGHTS, IT COST A LOT OF MONEY.

→ TELL ME THE REASON IS SO SPECIAL

★ ITS ABLE TO RADIATE. ITS ABLE TO GO OUT AND CAUSE HEAT. ITS RADIATING. THE SMOOTHNESS. THE SMOOTH OPERATION. THE ADD-ONS, THE PICTURE, THE WAY THE FRONT PART COMES DOWN, GATHERING PORTION, EXTENSIVE GATHERINGS, DIFFERENT WAYS IT RECEIVES INFORMATION, NO CLEAR CUT WAY TO USE THE OBJECT. DIFFERENT PARTS WORKING INDEPENDENTLY BUT ALL FOR SOME PURPOSE. ITS REALLY SHARP

→ SOMETHING IS UNUSUAL ABOUT THIS AIRCRAFT

★ THE SIDES, THE HOLES

→ HOLES RAW DATA

★ THE SLITS IN THE SIDE HOLDING THE WAY THE OBJECT LISTENS IS DIFFERENT, THE WAY IT OPERATES

5

→ DESCRIBE THE WAY IT OPERATES

★ PRESS DOWN, PUT INSIDE, DURABLE SHAPES, STARTING ON, BUTTONS YOU PRESS BEFORE ITS ON - MAKE SELECTION OF WHAT YOU WANT, TEMPERATURE IS IMPORTANT, FOOT PRESSES DOWN, PULLING BACK, WOOOH, WOOOH, SELECTION - TEMPERATURE.... I'M GOING BACKWARDS, I'M DESCRIBING THE WHOLE PROCESS BACKWARD. (S) PUT SOMETHING IN SILVER CONTAINER. THEN TEMPERATURE SELECTION. IGNITED, DRIVING, STEERING, A GEARING, STRAPPING DOWN, PANELLING, CONTROLS.

→ SOMETHING ABOUT THE PLANE WHEN ITS OPERATING IS UNUSUAL

★ THE SHOOTING OUT FROM THE FRONT

→ SHOOTING OUT RAW DATA

★ THE LIGHT, THE TAPPING DOWN, CUTTING,

→ SHOOTING OUT

★ ITS VERY BIG, ALL ENCOMPASSING, IT SCOPS DOWN A WIDE AREA, A SHOOTING LIGHT, NOT ALWAYS USED, BUT USED A LOT. JUMPING OUT, HUNTING, SCARING, LOOPING, GOING THROUGH, THE WAY IT GOES THROUGH

→ GOING THROUGH

★ LOOPING, DIVING, ITS HIGH WHEN IT DOES THIS

→ Pause - You ARE Bouncing around. TELL ME WHAT IS UNUSUAL ABOUT THIS AIRCRAFT WHEN ITS OPERATING. TAKE YOUR TIME. SEEK THE ANSWER

6

- ★ A BACKWARD PULL, A BACKWARD FEELING, ROTATING UP, AN ANGLE, ANGLE, A COMING UP, STRAIGHT UP, ITS LIKE AN ANIMAL
- RAW DATA
- ★ IT BOUNCES, PACES, ITS SCARY, POWERFUL, NO PROTECTION AGAINST IT, IF IT IS USED,
- DESCRIBE THE REASON THERE IS NO PROTECTION
- ★ BECAUSE IT IS A SURPRISE, IT SURPRISES, IT IS SMOOTH AND HIDES QUITE NICELY, NON-DETECTED, A JAMMER - Hides behinds, never meets you face on - comes from behind
By then its too late
- REASON'S NON-DETECTED
- ★ A SOFT HUMMING, THE JAMMER, WHEN IT DOES THE SOFT HUMMING IT SHUTS ITSELF DOWN, A BUZZING, WHEN ON, IT DELETES AND TAKES OUT -
- CONTINUE TO DESCRIBE NON-DETECTED
- ★ WHEN ATTACKING IT COMES LOW TO THE GROUND, IN THE AIR FLIES HIGH, LOOKS NORMAL, SYSTEMS NOT ALL SHOWING, MARKINGS SHOW A NORMALCY, A TAKE OFF FROM ONE TYPE BUT THIS IS MORE SOPHISTICATED, INDEPENDENT SYSTEMS, OPERATING, CAN'T LOCATE IT AT CERTAIN TIMES IN THE AIR WHEN IT FALLS DOWN FAST, LINE OF SIGHT NOT DETECTED. THIS THING IS ILLEGAL. HOW IT GETS AWAY WITH IT - NOT ALWAYS TELLING IT EXACT LOCATION, NOT REPORTING IN - JAMMING - A LITTLE BALL OF ACTION.

7

→ DESCRIBE THE THINGS THAT make it non-detected

★ THE WINGS, IT BLENDS IN VERY WELL, THE ENVIRONMENT, THE MARKINGS ONLY TELL SOME THINGS, THE MARKINGS ARE IMPORTANT BUT I DON'T KNOW THE ANSWER --- THE WAY IT LOOKS OUTWARDLY, THE WAY IT OPERATES, IT OPERATES AT NIGHT, THIS HELPS, SCHEDULING PURPOSES, DIFFERENT NUMBERS, THREE NUMBERS MAKE ONE NUMBER - PADDING

→ PADDING

★ TALKING WITH, STREETS AND NUMBERS, WILL INSERT THIS IN BETWEEN OTHER FLYING TIMES. - LOOKS NORMAL, LOOKS LIKE THE REST

→ Describe to me the reasons for being non-detected

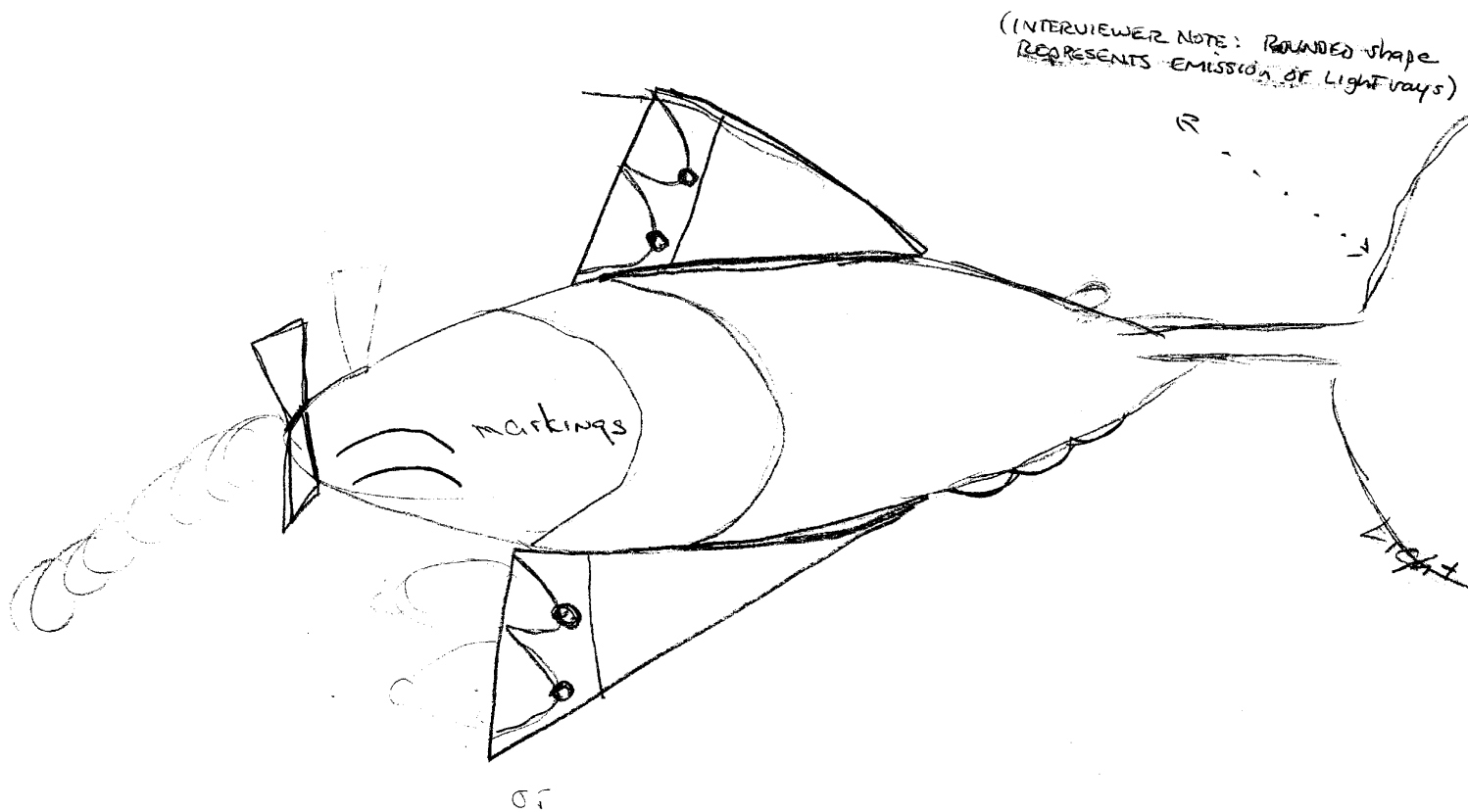
★ I THINK ITS THE WAY ITS PAINTED - THE PAINT, THE MARKINGS,

→ Tell me about this paint

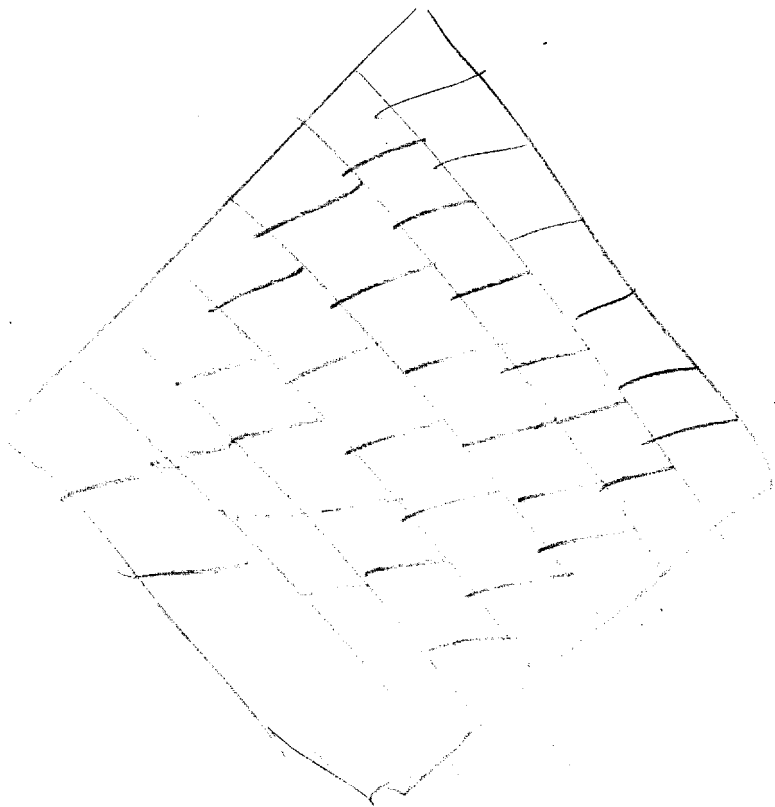
★ ITS GREEN, BLACK, MAKES IT LOOK SMALLER, MAKES THE SIZE LOOK SMALLER -

(1109 Sanctuary)

Approved For Release 2000/08/08 : CIA-RDP96-00789R000300700001-1



Approved For Release 2000/08/08 : CIA-RDP96-00789R000300700001-1



Screen or filter
placed on Lower
Back end of plane

