

(2)

gh
0855-
1017

1

SECRET/NOFORN - SKEET CHANNELS ONLY

PROJECT SUN STREAK (U)

CRV SESSION PROCEDURES REPORT

WARNING NOTICE: INTELLIGENCE SOURCES AND METHODS INVOLVED

CONTROL NUMBER: 8708	NICKNAME: None
DATE OF SESSION: 5 Jun 87	TARGET COUNTRY: UNK
REFERENCES: None	SESSION NUMBER: 01
DATE OF REPORT: 8 Jun 87	MISSION STATUS: Continuing
TECHNIQUE UTILIZED: CRV	SOURCE IDENTIFIER: 003

052

SG1A

SG1A

1. (S/NF/SK) TASKING: The Monitor was provided a sheet of bond paper on which the following tasking had been prepared: "Project 8708.



SG1A

Additionally, Source was provided the encrypted coordinates listed above, as per Coordinate Remote Viewing (CRV) protocols, to preclude even inadvertent geographic cuing. No other descriptive data or cuing except that stated above was provided to Source prior to this session.

2. (S/NF/SK) SESSION: There were not reportable incidents or anomalies which may have affected or influenced that data provided by Source in this report.

3. (S/NF/SK) SUMMARY:



a. (S/NF/SK) Source required only one series of IABs before progressing into Stage III sketching and Stage IV/VI matrices. The initial IABs were perceived by Source as a, "solid...structure". The subsequent Stage II word list further described the "structure" in terms of various colors and, "dusty, gritty...bumpy...thick", and "dense" all of which may have represented early impressions of a granular surface on the "packing box" or perhaps the existence of a

SECRET/NOFORN - SKEET CHANNELS ONLY


~~SECRET~~/NOFORN - SKEET CHANNELS ONLY

reinforcing (thick, dense) aspect of this box. Sketches at this stage were essentially geometric shapes with a predominantly square or rectangular motif which also closely approximates the general gestalt of the object in the photograph.

b. (S/NF/SK) Source's initial Stage VI matrix described a, "cement structure, thick...quadrangular...flat...difficult access...protective...", with an AOL of, "like a bunker". This may have been a perception of the facility housing the object in the photograph. Source was told that the actual structure was of little interest to the actual intelligence question but something in the structure was of greater interest. With this cuing, Source began describing an, "object" at this site as, Smooth, shiny, cylindrical, heavy...". The object continued to draw Source's attention with further descriptive words and phrases, (S4 1/2 concepts) such as, "(a) plate, ring, inside (something), minute, intricate, complex, high tensile strength, integral, interlocking, dense, locking, an "einsatzstellen (position of readiness)"...it has a dormant mode but can be put into operational status - "Stand-by mode" - (it is) to be actually put into operation upon command". Source then drew an extremely detailed sketch of the object He was perceiving which resembled a cylindrical object with several stages or components. Each stage of this object was labeled by Source beginning at the top and progressing down through the five distinct components sketched by Him. These stages are as follow: "a. locking mechanism b. control mechanism c. bulk material d. separator e. (more) bulk material." Source then finished this sketch phase with an S4 1/2 description of, "(a) sense (that) it's a weapon or at least weapon associated". (SEE PAGES 5-7 of SOURCE NOTES).



c. (S/NF/SK) Source moved forward in the session but continued to focus His attention on the object by describing in greater detail its various components, i.e., "(Some of the components) are different but the same. The two bulk materials must be kept separate. When (they are) together a third thing happens and they could lose control of the it. (It's) like they catalyze or combine into volatile things, "explode" or become extremely corrosive". This narrative was followed by single word discriptives of, "flash, burn, bright...very hot, instantaneous...expanding, bursting, intense...", and an AOL of SADM, (Special Ammunition and Demolitions Material) a short title referencing man-portable low yield nuclear devices to be utilized by Special Forces units on sensitive targeting in time of war or imminence of hostility. (SEE PAGE 10 OF SOURCE NOTES). This was a reinforcement of the earlier concept of a, "weapon or weapon associated (object)".



d. (S/NF/SK) Source was unable to "structure out" the concept of a weapon and continued His Stage VI matrix with a long series of S4 1/2 comments which have been combined as follows: "Object is not

~~SECRET~~/NOFORN - SKEET CHANNELS ONLY

SECRET/NOFORN - SKEET CHANNELS ONLY

meant to be retained within (the) structure when (it is) time to be used. Storage, testing, protection, "hiding" (are all purposes) of the structure....Object is too big and heavy for one or a few people to lift and transport (it). Handling equipment is necessary...One end has projections perpendicular to (the) main cylinder axis of (the object). Internal components can be removed leaving (the) object as (a) hollow shell...Modularity. Certain basic configuration (is) necessary to get it to work but certain elements or "packages" can be substituted to perform different functions. These (elements) go in first...(A) hole in the middle...Same approximate consistency and rough shape of (a) fine grained grinding wheel...". Source supplemented His S4 1/2 comments with several more single word descriptives such as, "hard, heavy, hot, fixed...panels, access, electronic parts, intricate....", and another AOL of, "like a "clean room (nuclear or high tech assembly area)". Before terminating the session, Source briefly accessed an individual He perceived as working in the area whom He described as a man who gave the impression, "like he routinely works with (the) object but doesn't relish his involvement directly with it". This individual worked with, "non-conductive alloy (tools)" performing functions such as, "adjusting, maintaining, fine tuning, stabilizing...". When the object is removed from this facility it is done so in, "covered trucks...to a place out in (the) field. (The) object is attached to something else...cables, controls, shielding...".

e. (S/NF/SK) Source completely an "end of session" summary prior to termination which contained essentially all of the above cited information in narrative form. A follow up, non-session summary completed independently by Source re-affirmed His previous impressions with the notable exception that the Source perceived the impression that the object, whatever it may be, is being readied for operational use in the near future and people associated with this object are feeling a considerable amount of anxiety and pressure to the make certain that it is operational as soon as practical, "to accomplish some immediately expedient policy or result".

4. (S/NF/SK) OPS FEEDBACK: Source had a strong drive during the session concerning His impression that the object was weapon related in some way. Source is, however, a well qualified and experienced operative and believes that He was in control of the drive and sincerely believes that the object is, indeed, probably a weapon or weapon component. It cannot be determined from the data known about the actual target whether Source's information is accurate, however, the post-session independent summary did bear a somewhat dire warning which may require another session to objectify and/or clarify.

SG1J

SECRET/NOFORN - SKEET CHANNELS ONLY

Summary, 8 June 1987

Site involves a block-shaped structure, perhaps reinforced, within which is a long, tapered, round, cylindrical object supported on rectangular supports. Object suggests AOL of missile or rocket. It is designed to be removed from the structure, transported to a location out in the open, assembled with some other component, then used--perhaps launched. Various optional configurations allow it to be employed in a fairly wide number of roles or applications; general feeling is that the object is some form of weapon. Further impression is that it may be put into operation in the near future; in fact, those that employ it are feeling a considerable amount of anxiety and pressure to get the thing operational as soon as practical, to accomplish some immediately expedient policy or result.

POST - SESSION
(INDEPENDENT SUMMARY)

Paul
5 Jun 87
Ft. Meade, Md
Gene
0855

SG1A



— [Handwritten scribble] — [Handwritten symbol]

A. ~~above~~
flat
low

B. low

A. moving
around
solid

B. add. HT

A. up and
down
angle
down

Solid


B. structure


- S 2
- grey
- brown
- white
- silver
- black
- red
- smooth
- hot
- yellow
- bright
- dry
- dusty
- gritty
- dust smells

open
hard
smooth
rough
cool
bumpy

open
solid
wide
full
dense
thick

A2 BK
interest, slight
apprehension





S2

D

AI

FI

T

I

AOZ

ALS

event
people

action

movement

Squatters

Clement

thick

grey
rough
smooth

triangular


AI BK
fension

light
grey

Squarish

flat

Squatters



5x1/2 difficult across

SUI

5

S 2

B

AL

EI

T

I

ADL

#/s

protective

favours

open

sandy

dry
active

bushes

remind
me of
Boulder
City

today

people

moving

looking

Spread out

vehicle

inside

structure

dim
look

Austere
functional

ADL <
like
Bomber

S2 D #2 E I T I POL ALS

SVI

rounded

object

smooth
shiny

Cylindrical

polished

steel
stainless

pol. Blk



heavy

curving


like
brushed
aluminum
or
other
metal

red

S2

D AI EI I #02 #13

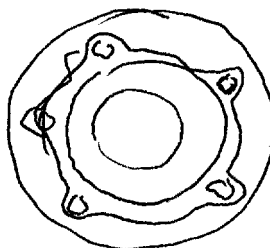
object



bolts

Circle

plate



ring

inside

parts

complex

minute intricate

machined

5-1/2 high tensile strength

integral

integral interlocking dense turning moving forward

locking

5-1/2 in einzate Stellen

S4 1/2 - has "dormant" mode, but can be put into operational status - "stand-by" mode - to be actually put into operation upon command.

concentric

brings

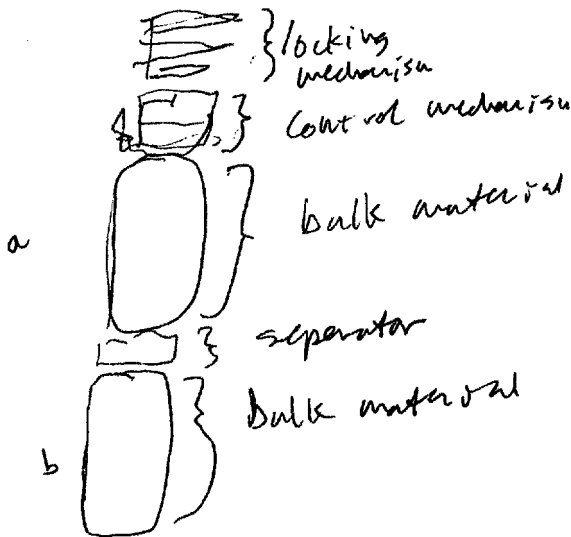
matching

locking

S4 1/2 sophisticated technology; high grade materials precise fit + tolerances;

inside

object



Sections

Components

S4 1/2 sense it's a weapon or at least weapon-associated

SUI

9

52

AI EI I Arz

Als

a:

dense
granular
speckled
brownish
parted

b:

"Solidar"

bluish
grayish
blackish

5 + 1/2 different but same; two bulk materials must be kept separate; when together, a 3rd thing happens ~~that~~ and they lose control of it. Like H₂ catalyze a combine into volatile thing; or "explode" or become extremely corrosive.

flash
burn

irrupt

very
hot

gluesence

very hot

instantaneous
rapid
expanding

SVI

10

S2

Approved For Release 2000/08/08 : CIA-RDP96-00789R000300520001-1

AdL

Ab

bursting

intense

expl
bomb

release

AdL Bk
SADM

AdL Bk
depth change

ADL STD in
prev emanations?

rounds

metal

intricate

turning

locking

release

action

weapon

heavy

materials

Closely engineered

movable

codes

Chamber

explosive

ammunitions

military

special handling

safeguarding

security

SUI

11

52

D

A2

E1

7

I

ADL

AB

marks

3d
would
non
Eastern
BBC

S4 1/2 Object is not meant to be retained w/in structure when time to be used. Storage, testing, protection, "hiding" is purpose of structure.

S4 1/2 Object is too big + heavy for one or a few people to lift + transport. Handling equipment is necessary.

Shiny
silvery

S4 1/2 one end has projections perpendicular to main cylindrical axis of object. Internal components can be removed, leaving object as hollow shell.

S4 1/2 modularity; certain basic configuration necessary to get it to work; but certain elements or "packages" can be substituted to perform different functions. These go in first.

hard
dense
shaped

S4 1/2 hole in middle

SVI

12

S2

S4 1/2 same approximate grinding wheel consistency + rough shape of fiber-grains

They had heavy rounds


smooth grainy fitted

material

not green yellow/red white smooth

object

Supported



Space

S4 1/2 in center of room; other objects, tools, equipment around outside allowing plenty of room around object.

SZ

D

AZ

SUI

EI

T

J

AVZ

13

ALS

propeller

panels

access

electronic parts

integrate

"like" clean room

person

working

slightly nervous

S-1/2 like he routinely works w/ object but doesn't relish his involvement directly with it.

tools

non-conductive alloy

small

precise adjusting maintaining "fine-tuning" stabilizing technician

S2

Object

transferred
transported
assembled

outside

S4 1/2 Command truck takes object from structure to place out in field. Object is attached to something else.

Cables

control
shielding
observing
directing

per VSR
missile

adjusted

connected

Site involves a large room, dark area with a dense, solid, block-shaped, cement bunker-like structure. Inside the structure is a smooth, shiny, rounded, cylindrical object resting on supports in a large room or area with instruments + tools around the walls of the room ~~leaving~~ a lot of space around the object. Some sort of mechanism w/in the object employs concentric rings which turn + lock. Object employs sophisticated technology, precise tolerance, high-tensile, high-strength materials; major systems are mechanical, but intricate electronic parts + systems are also present. Non-conducted precision alloy tools must be used to work on it. ~~Object~~ Object inside employs modular concept - can be removed leaving ^{empty} shell; certainly components always necessary to allow object to function. But certain parts can be substituted to fulfill different objectives for the object. Object normally exists in a dormant mode, but can be placed in a stand-by state, to be used at a moment's notice operationally. Does not occur w/in structure, but is transported in a covered truck to some place out in open, where it is assembled with something else. Object is too large for one or a few people to move, but is relatively easily moved with lifting equipment. Access are located on sides + towards front to make adjustments + "fine tunings" to the electronic parts. Idea of stabilizing is important. Strong sense that object is a weapon, or at least very closely weapon-related.

Paul - 5 Jun 87 - Project 8708, ^① SESSION #1 - CRV

① Paul this is a new project - an operational project with a fairly short fuse. We will be interrupting other operations to permit the exploitation of this tasking.

②

SG1A

③ 54 1/2 - DIFFICULT TO ACCESS. "Paul, what is difficult to access, the signal line or the structure?" That's really an inappropriate comment on my part - it's the structure.

~~④ Paul you are spending some effort to describe the area and that is not the interest here -~~

④ You have moved inside the structure and that's OK, but the structure is not my prime interest - I want you to focus on something in the structure that interests me.

⑤ Paul start a new page that one is very messy / confusing. Cue the term object in your matrix. It's a word you used in the previous page.

⑥ What do you mean by Einsatz Stellung - ^(Replacement depot) "like it in neutral and then turned on - like being in a dormant condition but not a stand by mode -

⑦ "Do you need to know about the inside?" Paul, I need to know everything you can tell me about this object you are just describing.

⑧ The concept of Third Thing happening when the bulk is brought together needs to be examined closer. Please do it in a matrix

~~⑨~~

(2)

(9) "I think I have explosives on the mind" So do I Paul and before we move on that concept has to be resolved and ~~to~~ objectified. I would like you to Stage 5 it for me and maybe we can see where its coming from before we ~~move~~ ^{move} on.

~~10~~ (10) You're interested in an ~~of~~ object but I don't know where my drive came. I don't know if its weapon related or not related - ~~I think I should~~ "Paul, you have AUL SAM and depth charge - both could be synonymous if you consider they are relevant only in the degree of power and deployment point - therefore choose one at Stage 5 it - "I think that's the best way to go - I'd choose SAM"

(11) I still have a feeling its a weapon - "Paul I can't discount that, how can I lend credence to it - "I know"

(12) "Paul - I thought you were moving along well when you were describing the components inside. Maybe that would assist you in resolving the ~~purpose~~ ^{purpose} of this ~~of~~ object -"

(13) See if you can't come back in structure to acquire some more description before you over-utilize the 5 1/2 ~~stage~~ format - find some building blocks if you will."

(14) "Paul one of the final paths I would like to move through within this session is the purpose behind this object. You may access the workings on the object but the goal is to clarify and objectify the purpose of the object -"