

~~SECRET~~

*A<sup>c</sup>  
7 Jan 88*

~~SECRET~~/NOFORN

PROJECT SUN STREAK

WARNING NOTICE: SENSITIVE INTELLIGENCE SOURCES AND METHODS INVOLVED

-----

PROJECT NUMBER: 8717                      SESSION NR: 02

DATE OF SESSION: 15 Dec 87              DATE OF REPORT: 15 Dec 87

START: 1012                                  END: 1115

METHODOLOGY: ERV                          VIEWER IDENTIFIER: 079

-----

1. (S/NF/SK) MISSION: Access and describe the target structure(s) of intelligence interest at 580291/856562. Describe the activities and purpose of the new construction work.
2. (S/NF/SK) VIEWER TASKING: Based on results of solo viewing Session Number 01, re-access both target structures and describe the interior of the structures and their functional significance. Provide overview and pertinent sketches.
3. (S/NF/SK) COMMENTS: Viewer 079 conducted Session 01 frontloaded with the knowledge gained from CRV training and with the requirement to provide supporting sketches and summaries. 079 was allowed more time to receive data rather than being instructed to "going after data." To preclude repetitive emotional and aesthetic impact, 079 was given more time to become familiar with areas of specific interest. Similarly, 079 was encouraged to allow drawings of interest to impress themselves upon 079's mind for later recall and discussion.

SG1J



*002*

WARNING NOTICE: SENSITIVE INTELLIGENCE SOURCES AND METHODS INVOLVED

HANDLE VIA SKEET CHANNELS ONLY  
SPECIAL ACCESS REQUIRED

CLASSIFIED BY: DT, DIA  
DECLASSIFY BY: OADR

~~SECRET~~

~~SECRET~~

SOURCE 079  
15 DEC 87

DURING THIS SESSION, I FIRST FELT THAT I WAS AT THE BOTTOM OF A HILL LOOKING UP. AT THE TOP OF THE HILL, I COULD SEE MANY TALL STRUCTURES. THEY WERE OLD AND BROWN. I FELT THAT I WAS IN A CITY OR A VERY LARGE TOWN. I COULD SEE AIRCRAFT FLYING OVERHEAD. I COULD SEE A WALL WITH A BIG ROUND ENTRANCE WHICH WAS PART OF THE SCENERY.

*9. 9. 87  
Trina*

AS I WAS STANDING AT THE BOTTOM OF THE HILL, I COULD SEE WATER TO THE SIDE OF ME. AT THIS POINT I COULD SEE SOME LARGE TWIGS OR LARGE BRANCHES OF BARK. I THEN COULD SEE A YELLOW CAR FLYING IN THE AIR. I THEN HAD THE IMPRESSION OF MAYBE A CAR WRECK. THE CAR MUST OF BEEN DRIVING AT A HIGH SPEED. IT LOOKED AS THOUGH IT WAS FLYING IN THE AIR. IT COULD HAVE BEEN A CAR WRECK. THIS HAS NOTHING TO DO WITH THE SITE AND I FELT THAT THIS WAS A SEPARATE MATTER BUT THE IMAGE CAME IN SO STRONGLY THAT I FEEL THAT I MUST MENTION IT.

I THEN WENT TO THE FIRST STRUCTURE. IT WAS TALL AND NARROW AND WIDE AT THE BOTTOM. THIS STRUCTURE HAD AN INLAID ROOF. THE FLOOR INSIDE THE STRUCTURE WAS CIRCULAR. THE WALLS WERE THICK AND WERE MADE UP OF BIG HARD SQUARES OR TILES. I COULD SEE MEN TOUCHING THE WALLS.

THE MEN WERE WORKING INSIDE THE STRUCTURE. I COULD SEE CRISSCROSSES INSIDE THE STRUCTURE. IT WAS DARK INSIDE. THE MEN STAYED CLOSE TOGETHER. THE MEN WERE WORKING HARD AND THEY DID NOT SEEM HAPPY. THE MEN WERE DRESSED CASUALLY AND THEIR SHIRT

~~SECRET~~

~~SECRET~~

SLEEVES WERE ROLLED UP.

IT SEEMED THAT THE MEN WERE PULLING AND PUSHING SOMETHING. THEN I COULD SEE BOXES. AT ONE POINT, IT SEEMED THAT THE MEN WERE JUMPING UP AND DOWN ON THE BOXES. AT ANOTHER POINT, I COULD SEE A LARGE SOFT COVERING THAT THE MEN PLACED OVER THE BOXES. I FELT THAT THE BOXES WERE NEVER OPENED. I FELT THAT THE MEN MOVED THE BOXES FROM ONE POINT TO ANOTHER BUT THEY NEVER OPENED THE BOXES. THE BOXES WERE HEAVY. INSIDE THE BOXES WERE SILVER BARS. SOME OF THE SILVER BARS COULD BEND. THERE WAS A HIGH POWERED SYSTEM INSIDE THE BOXES AND I COULD SEE LONG RUBBER TUBES COMING FROM THE BACK END OF THE BOXES. THEN I KEPT SEEING THE LETTER "E." THEN ALL AT ONCE, I COULD SEE A RAY OF LIGHT COMING DOWN FROM THE ROOF HITTING THE BOXES. THE MEN WERE WITH THE BOXES TUNING OR DIALING AND ANGLING THE BOXES A CERTAIN WAY SO THAT THE LIGHT COULD HIT THEM. THIS WAS A TECHNICAL MATTER. I THEN COULD SEE THAT THE BOXES WERE OPENED FROM BEHIND. THE MEN WERE TESTING THE BOXES. ONE OF THE REASONS FOR TESTING WAS DURABILITY. I THEN COULD SEE THE LETTERS DICET, DW, NEID AND THEN I COULD SEE A HYPHENATED WORD IN TRYING TO SAY WHAT THE BOXES WERE.

I THEN HAD THE IMPRESSION OF MEN CLIMBING INSIDE AND OUTSIDE THE STRUCTURE. THEN AGAIN I HAD THE IMPRESSION OF MEN JUMPING.

THEN I HAD A FEELING OF WATER. I THINK THE MEN WERE INSIDE THE WATER.

IN THE FUTURE, I FELT THAT THIS STRUCTURE WOULD LOOK MORE COLORFUL. I FELT THAT THE STRUCTURE WOULD BE MORE LIGHT AND AIRY. I COULD SEE HOLES IN THE STRUCTURE IN THE FUTURE. I COULD SEE THAT THE STRUCTURE WOULD WORK MECHANICALLY AND THERE WOULD

~~SECRET~~

NOT BE AS MANY MEN HERE IN THE FUTURE. I ALSO COULD SEE A SPRAYING MECHANISM THAT WOULD WORK INSIDE THE STRUCTURE. IT WOULD WORK FROM THE TOP DOWN.

THE SECOND STRUCTURE WAS MORE POINTED AND HAD SHARPER EDGES. IT WAS BROWN IN COLOR. THIS STRUCTURE SLOPED DOWNWARD.

THE MEN HERE WERE BEING VERY CAREFUL AS THEY WORKED. THERE WAS ONE MAJOR OBJECT HERE. IT WAS TALL AND SLENDER AND SILVER AND SHINY. IT STOOD STRAIGHT UP AND THE MEN WERE TRYING TO BALANCE IT. IT SEEMED TO BE AN ELECTRIFYING ROD WITH WHITE LIGHTBULBS ON THE SIDES. THE OBJECT WAS ALMOST AS TALL AS THE STRUCTURE ITSELF. I THEN COULD SEE THAT THE OBJECT WAS PLACED IN A BIG SQUARE. IT LOOKED AS THOUGH IT WAS THE ROOF OF THE BUILDING. THEN THE OBJECT ~~PROTRUDED~~ <sup>PROTRUDED</sup> OUT AND COULD MOVE. THE OBJECT WAS ~~REFLECTIVE~~ <sup>REFLECTIVE</sup> AND THE OBJECT WAS USED FOR SEEING.

AGAIN, I HAD THE FEELING OF WATER.

IN THE FUTURE, I RECEIVED THE IMPRESSION OF THE STRUCTURE OR OBJECT BEING "FOLDED UP?" (*Post session*) \*

AT THE END OF THE SESSION, I COULD SEE TALL STRUCTURES BUILT AROUND WATER. I COULD SEE MEN ON BOATS IN THE WATER. THE AREA WAS VERY PLEASANT. I FELT THAT THIS WAS A RECREATIONAL OR A VACATION PLACE. I COULD SEE PEOPLE ENJOYING THE SUN. I THINK THIS AREA IS KNOWN FOR SOME TYPE OF SPORT EVENT - SOMETHING LIKE CAR RACING.

AT ONE POINT, I COULD SEE THE OBJECT WHICH WAS IN THE SECOND BUILDING BEING VERY CLOSE TO THE PEOPLE ENJOYING THEMSELVES. THERE WAS A MAN BEHIND THE OBJECT WORKING IT AND HE WAS WATCHING THE PEOPLE THROUGH THE OBJECT BUT THEY DID NOT KNOW IT. I

*\* folded up - Post session comment indicates*


~~SECRET~~

RECEIVED THE IMPRESSION OF SURVEILLANCE.

~~SECRET~~


①

Approved For Release 2000/08/08 : CIA-RDP96-00789R000200200015-2



Structures  
on a  
hill

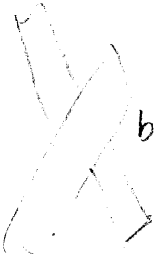
SECRET



water



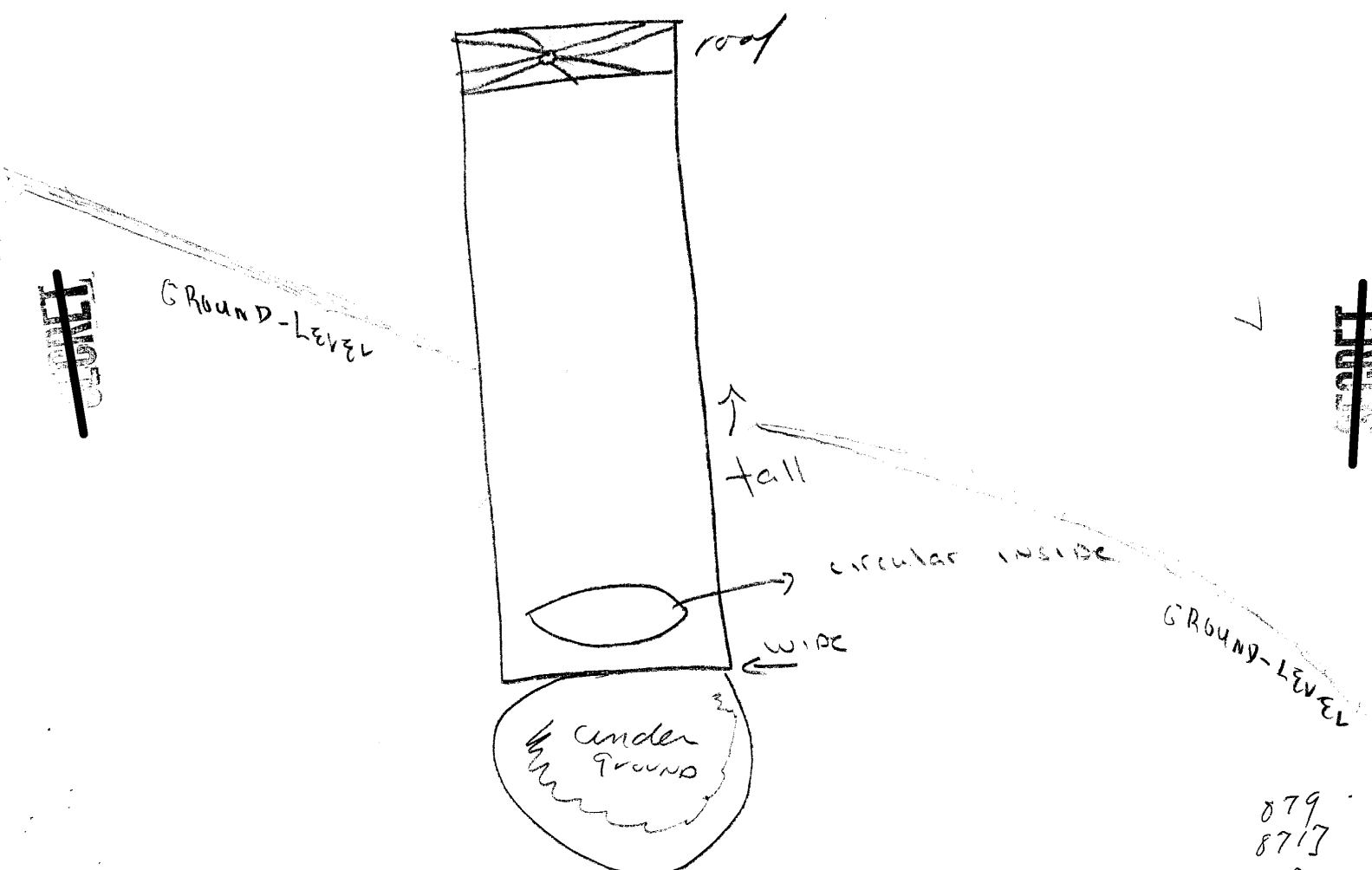
car  
flying  
into  
water



branches

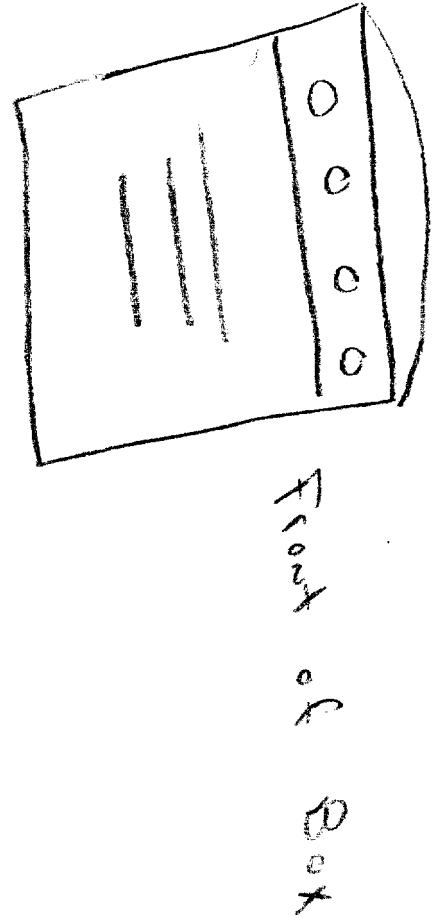
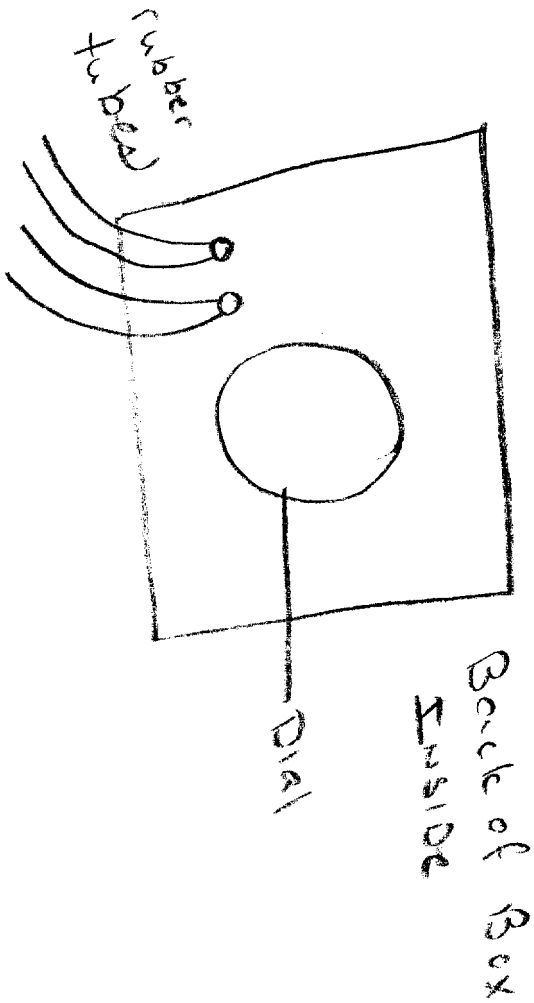
X  
me  
Looking up

(2)



879  
8713  
15 Dec 87

~~SECRET~~




(3)

~~SECRET~~



~~SECRET~~

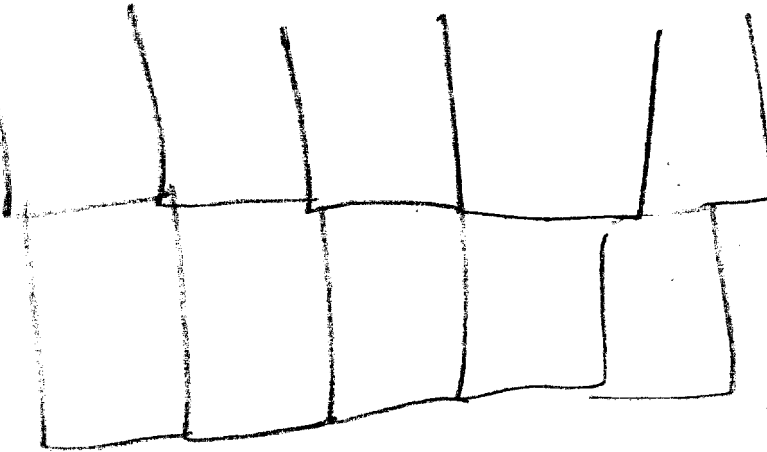


1st structure

(4)

~~SECRET~~

~~SECRET~~



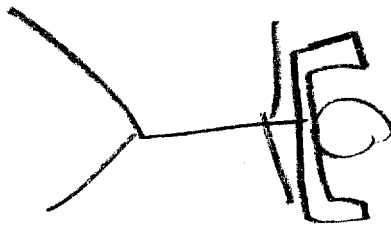
110

walls  
inside the structure  
thick squares or tiles

5

~~SECRET~~

~~SECRET~~



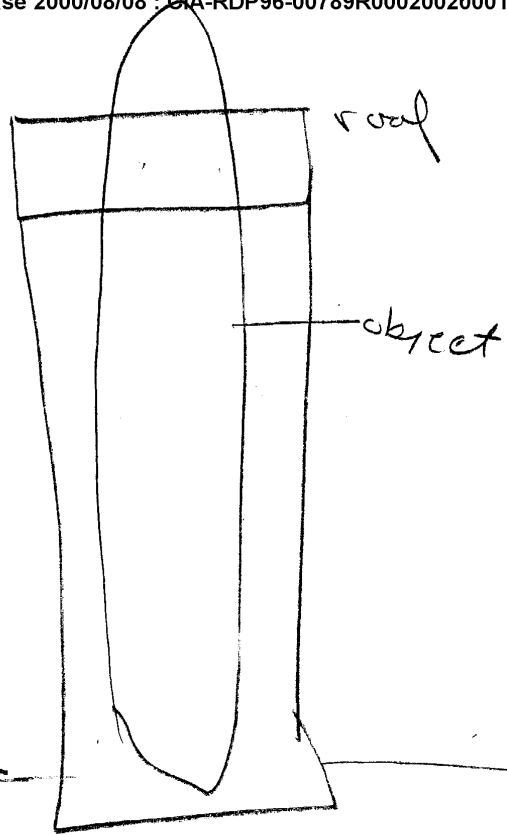
Handwritten notes or labels, likely describing the component or process. The text is vertically oriented and appears to be in a shorthand or code.

3 2 1  
 2 1 0  
 1 0 9  
 0 9 8  
 9 8 7  
 8 7 6  
 7 6 5  
 6 5 4  
 5 4 3  
 4 3 2  
 3 2 1

(9)

~~SECRET~~

2nd Structure (7)



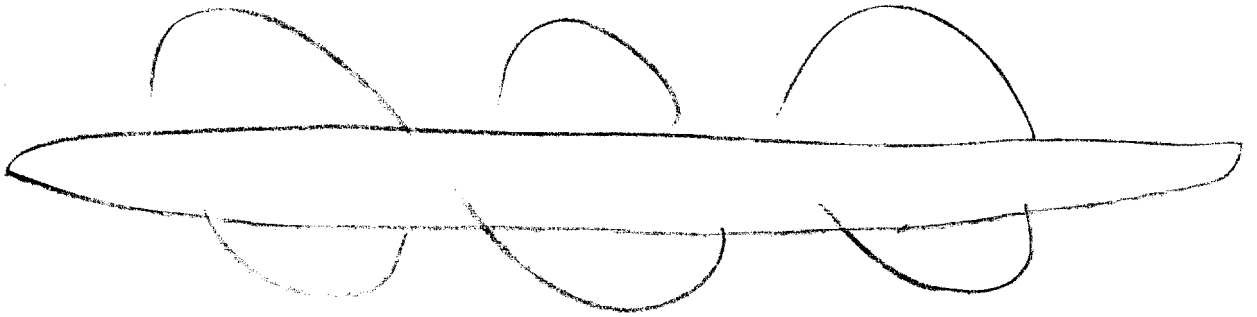
- TALLER  
 - NARROWER  
 - MORE VISIBLE  
 - THAN STRUCTURE #1

~~SECRET~~

~~SECRET~~

- about 5 stories high  
 slender building w/ thick  
 Bottom.

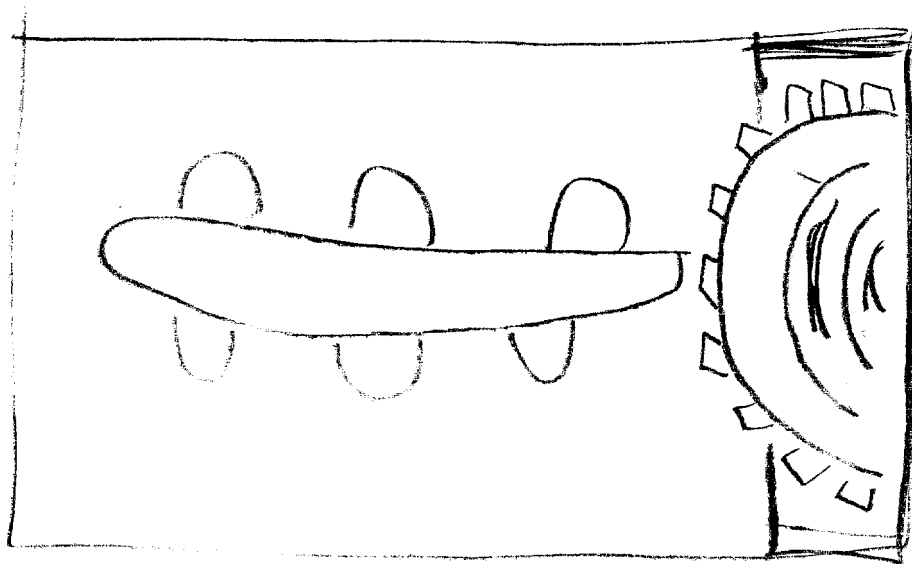
~~SECRET~~



Object  
inside 2nd  
Structure


②

~~SECRET~~



2nd Structure  
with object in it

~~SECRET~~

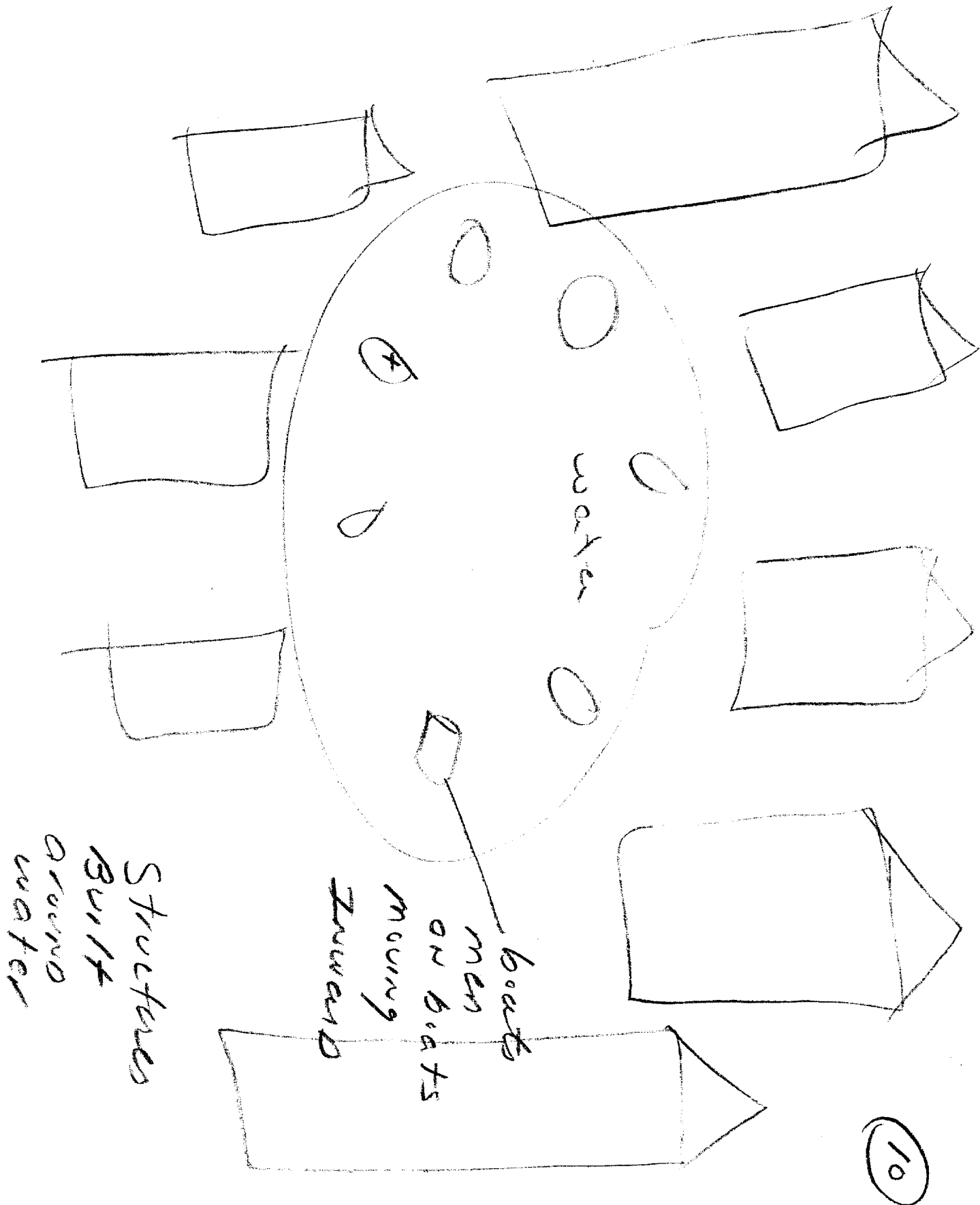


9

Clayed  
preforming  
out of  
2nd  
structure.

~~SECRET~~

~~SECRET~~



~~SECRET~~



- Describe interior of structures
- Overview of whole structures

58 9281 / 85 65 62.

15 Dec 87

0079

- Two Structures.

87 - -

- Being built rapidly.

ST #012

END

IN

- Bores

⊙ Sandtray 1019

→ Continue state of relaxation - return for you in 5 minutes

→ When I read coordinates access & describe inside structure

589281 / 856562 (1023).

⊙ Near old city or town behind the hill

⊙ Structures & scenery brown stone opening - Primitive old too feel aircraft overhead

→ Structure tall narrow at top wide bottom, men look up - men are jumping take bores -

→ Follow bores down

⊙ Walls thick, men trying things up cresscrosses inside the structures

→ How did you get down the

⊙ Men can't move very narrow structures. - Men puller something down & over

⊙ Concealing - inside activity something soft looming over - Men are pulling - work hard unhappy - measuring - down under billing -

→ ~~Let's access~~   
 Approved For Release 2000/08/08 : CIA-RDP96-00789R000200200015-2

⊙ Push forward - filling of water

6 men left up - boxes not opened  
 cover boxes - never open them more  
 boxes back & forth - boxes heavy - contains  
 "bars" boxes to different locations - try us to  
 receive info into boxes - to receive  
 lights - where the are they on work  
 being in light energies - kept dark  
 w/ opening that permits light to come in  
 men looking up in awe - turning - turning  
 in connection with boxes dealing/turning  
 receiving info from the air - pivoting, angling  
 of the boxes -

6 Testing/Testing making sure it works

6 February

6 men technical - concerned w/ work

of boxes

6 men dressed casually - wear glasses  
 w/ rolled up sleeves.

→ Other than the boxes

6 Silver bars / bars / that can bend / that can  
 bend / systems / high powered heavy

→ Related to?

6 "E" / "E" Inside Big deal turning

men give boxes strength - adding  
 repairing working - opening boxes

from behind - knell down - plug  
 in - tubes - long thin tubes extend  
 out from the boxes

6 men jump on boxes - break open

boxes / like hammer down to boxes

hitting boxes w/ full force

- ⊗ Men practice gear at lowest level marks - waiting high from top -
- ⊗ men move - floor circular direction - men examining structure now - walking down - airplane
- ⊗ Hard squares (down) feel along the walls - testing/trying putting something up against the walls, cutting and spreading out - trying to get to the top - wants to know testing to find durability:
  - assess height, width, construction materials (for later drawing).
  - What will structure accommodate in future
- ⊗ more colorful -
- ⊗ Carry Carry light carry - spraying coming down - work from top - coming

visibility out at bottom (mechanic!) working by itself - not as many people here slow - DICET - DW - NEI - D hyperates word describing - identifies

- ⊗ Benny very good (Feb)
- many Feb

⊗ Bldg almost a sport - sporty feels mechanical workshops inside

⊗ accident outside structure near water - - vehicle -

X → Access the second structure

⊗ more pointed slopes down / sharper edges - narrow - one item stowed

stem straight up - men working  
very carefully - balloons  
beam here - rod - electricity

6 light balls (bulbs on side) placing stem  
upward - extremely careful.

a seeing object

6 Slinky down

6 brown orange blue

6 wave fall angling

6 head smooch slap -

6 (wooden) 3 + self.

6 Spinguy out - ready for capture  
yellow ruff to enter -

6 set high - placement

⇒ Feathered purpose

6 Reaching in delving in association  
w/ water - reflects seeing -

6 folded up in future + not in ~~head~~ +

⇒ allow to have full grasp of then to clear  
path.

6 Object been used to see things  
normal people w/ normal activity

6 walk around -

⇒ Return in 5 minutes.

1110

- Count Down 5-1 /