

~~SECRET~~/NOFORN

PROJECT SUN STREAK

WARNING NOTICE: INTELLIGENCE SOURCES AND METHODS INVOLVED

PROJECT NUMBER: 8717 SESSION NUMBER: 05
DATE OF SESSION: 12 Jan 88 DATE OF REPORT: 13 Jan 88
START: 1000 END: 1125
METHODOLOGY: SOLO VIEWER IDENTIFIER: 018

1. (S/NF/SK) MISSION: Access the target and determine the scope and purpose of the target structure(s) under construction.

2. (S/NF/SK) VIEWER TASKING: Access the structure of significant interest as surfaced in your previous session and from apparatus observed on the building, determine the functional purpose of the structure. Previous reporting indicated "assembly" as a purpose. The concept of "assembly" appears to be an immediate purpose related to ongoing construction. Transcend that concept and describe the overall purpose of the new construction.

3. (S/NF/SK) COMMENTS: No inclemencies noted. Viewer 018 continued to experience in describing the ultimate purpose of the site. The concept of "communication" appears to be the results of 018's best efforts.

SG1J



VIA SKEET CHANNELS ONLY

HANDLE

~~SECRET~~/NOFORN

CLASSIFIED BY: DIA (DT)
DECLASSIFY: OADR

memorandum

DATE: 12 January, 1988

REPLY TO
ATTN OF: DT-S

SUBJECT: SESSION SUMMARY (C/SS)

SG1J

TO: DT-S (ATTN: [REDACTED])

1. (S-SS) Statistics: Viewer: 018
Session date: 12 JAN 88
Mode of operation: SOLO

2. (S-SS) Tasking:

a. Describe the previously mentioned "something on the flat roof", paying particular attention to its purpose.

3. (S-SS) Results:

a. The overall area was perceived as being cloudy and cold, with ice and snow on the "something". It struck me as odd that this was the first day this has been perceived.

b. Attention centered on the flat, leaning "thing", which was previously described as being a possible reflector. It is brown in color, and was perceived as being hollow, with very thick coils of wire going around its perimeter, on the inside. It appeared to be completely empty inside this coil of wire. (see drawings, pages 2 & 3). I looked for directional energy reflecting off it, emitted from it, or being taken into it. I could find none. There was, however, a perception which I do not understand, of a "field" of energy, fitting around the flat "thing", much like a pillow around it. This "pillow" dipped inward in the center.

c. Looking again for a purpose for this site, I again perceived nothing.

d. I decided that the best way to get its purpose, was to draw a timeline backward, to go back to the conception of the original idea for having this site here. It seemed that this original "intent" would be the purest definition I could find for its "purpose". Doing this, I began getting many strong pictures of tactical military people in the field, overlaid by a few visuals of military men wearing crisp, neat, clean khakhi uniforms. These men were sitting in a dark room, with light coming from approximately head height from one side of the room. They were all sitting, facing the direction of the lighted wall.

e. A break was taken, and on returning to the site afterwards, a strong perception was gained of a tight, bright blue "tube" of energy going through the sky some distance from the building, and tangential to it. There was a large, dull

green "fuzzy" area in the sky in front of the building, and when the bright blue "tube" of energy passed through the "fuzzy area", it dissipated and turned in toward the building (see drawing, page 6).

JAN 12, 88
FT. MONROE
0947 HRS
SOLO

P.I. HORRACHER
AV. PREVIOUS
SESSIONS

DESCRIBE THE PURPOSE/USES OF
THE "THINK ON THE ROOF"

SZ D 07 07 T (AM 10/5.
HEAT

ALL BAR
VIEWS OF SNOWY
WOODS SOON FROM
± 4-5 STORES HIGH.

THINK ON THE ROOF

SZ D 07 07 T (AM 10/5.

GRAY
CLOUDY
DULL LIGHT
COLD

ICE
SNOW

ALL BAR
1ST TIME (10
SOON (CO + SNOW)
AT THIS SITE.
PROBABLY 1988.

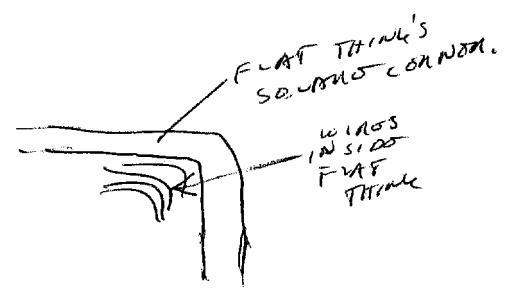
(2)

S1: A: ~~ALLO~~
WING
ACROSS
ROUGH
B: S1.

S2: JONTRUM
BLACK

AOL MK
LOTS OF ~~BLACK~~
BLACK WINGS RUNNING
VERTICALLY, TIED TO
A WING MESH WALL.

S3: SK:



S2 D ON ON T (JONTRUM) a/s.

FLAT
WINGS
SEWING ST

BROWN
HOBY

a/s
FOOLING THIS IS
THE THING PREVIOUSLY
CALLED A REFLECTOR.


WINGS

GREEN
THICK
ORGANIZED

NOXO

3

VISUAL IMPRESSION OF A "WARP"
CAUSED BY ENERGY.



LINES OF ENERGY
DIRECTLY IN FRONT
OF PLATE WARP
INWARD TOWARDS IT,
FORMING A CUPPED
SHAPE DIRECTLY IN
FRONT OF IT.

BREAK

(4)


DESCRIBE ITS PURPOSE!

S2 D ATZ OR T I ACN A/S,
PURPOSE
COMMUNICATION

IMPERSONAL

S4 1/2 IMPRESSIONS OF SOMEONE AT SITE DOING
A JOB, NOT CONCERNED WITH THE PEOPLE
WHO WILL BENEFIT/USE THE RESULTS OF
HIS WORK. THEY ^{+ THEIR NEEDS} ARE NOT HIS OWN
PERSONAL PURPOSE OR CONCERN.

S6: GO BACK IN TIME - DISCOVER ORIGINAL INTENT



S2 D ATZ OR T I ACN A/S,
① MILITARY
② MONEY

PLEASANT
HAPPY
"RICH" FEELINGS

ACCESSING CONTRACTOR?

5

S 4 1/2 IMPRESSIONS OF A LOT OF TACTICAL
WARFARE SITUATIONS (MEN IN FATIGUES, ETC)
NON-TACTICAL (MEN IN KHAKHI UNIFORMS)

MILITARY
PRISON SIMULATIONS

BAMBOO-LIKE
JUNGLES
MEN IN FATIGUES
MEN W/ RIFLES } LOTS OF
BIG IMPRESSIONS
+ IMPRESSIONS

MEN IN ROOM
MEN IN KHAKHI'S
MEN SITTING IN CHAIRS } FEW IMPRESSIONS
IN BACKGROUND

BREAK

RESUME

MILITARY
PRISON SIMULATIONS

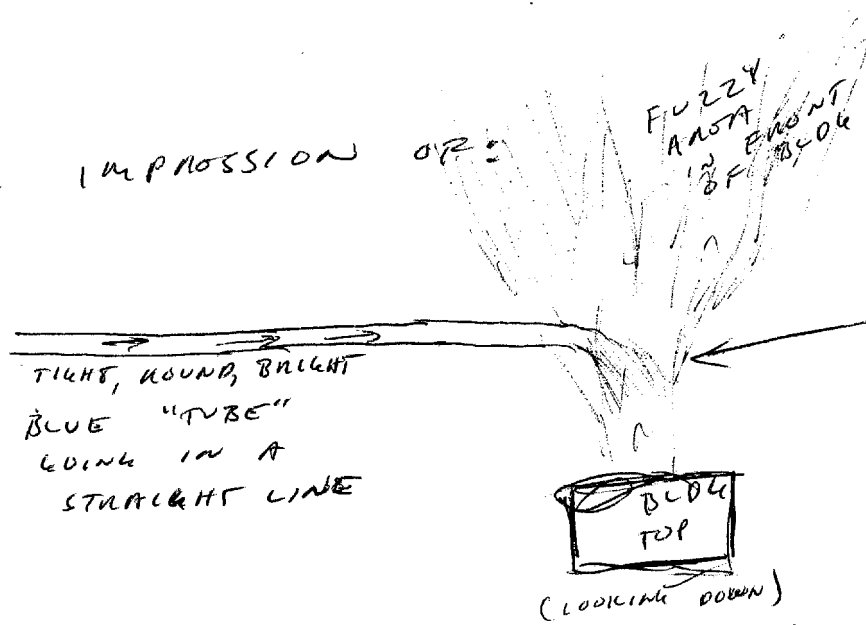
MEN IN ROOM
DARK ROOM
FRONT LIGHTING

ALL LOOKING THE SAME DIRECTION
NEAT, ~~UNIFORMS~~ UNIFORMS
CREASES SWAMP
CLEAN



S4 1/2: FOBLING OF "GOING OUT" FROM
THE TOP OF THE BLDG + "HOOKING ONTO" SATE.
FOBLING OF CATCHING, GRABBING, HOOKING ONTO.

S4 1/2: IMPRESSION OF:



TIGHT, ROUND, BRIGHT
BLUE "TUBE"
GOING IN A
STRAIGHT LINE

BLDG
TOP
(LOOKING DOWN)

FUZZY
AREA
IN FRONT
OF BLDG

BRIGHT
BLUE TUBULAR
THING CHANGES
ITS DIRECTION
AND SORT OF
DISSOLVES, AS
IT TRIES TO
GO THROUGH
THE FUZZY
AREA.

FUZZY AREA APPEARS
AS "ABSORBING JR" ~~AREA~~
SHADE OF GREEN.

SESSION END 1056 HRS.