

~~SECRET~~

018  
UNITED STATES GOVERNMENT

# memorandum

DATE: 4 September, 1987

REPLY TO  
ATTN OF: DT-S

SG1J

SUBJECT: SESSION SUMMARY, PROJECT 8712, "Free Flight Phase" (C-SS)  
SG1J

TO: DT-S (ATTN: [REDACTED])

1. (S-SS) Statistics:

Project #:	8712-A
Viewer:	018
Session date:	4 SEP 87
Filename:	8712.L03

2. (S-SS) I began this session with a firm command to myself to be restricted to only American flagged vessels experiencing troubles in the Gulf of Hormoz during the period of 6-30 SEP 87.

3. There were no perceptions gained for the entire month, except for a slight "funny bitterness" around the 15th. \* \*

4. I then tasked myself to investigate that impression, but did not go into it in the aggressive "Ingo" manner of cueing the signal line with the pen in certain columns. I simply let myself "settle in and find it". The resulting perceptions were as follows:

- a. I found myself on the deck of the ship, looking out at some disturbance at sea, but it was too far distant to gain any details. There was an experience of worry, and a feeling of "waiting to know what to do".
- b. I was then aware of a feeling that I should investigate behind my present location.
- c. There was an immediate visual of a light grey "machine" which seemed to have a circular wire mesh grillwork opening in its top (see drawing, page 1). I got the impression that it was somehow made to look like the surrounding machines, but was not really like them in its function. The room in which it was located was sectioned off by (partitions?) (see drawing, page 5). The area from which it was sectioned off had machines, as well, but they were not of the same type.
- d. There were several wires leading out of the back of the machine into what seemed to be a vertical shaft or space between the walls (see drawing, top of page 3). This vertical space dropped downward for a considerable (it seemed to me) distance. At one point, the wires turned off to the side, but I could see on further down the shaft to a dimly lit area below which contained a very

~~SECRET~~

Number of 4 Sep 87

large "thing". This "thing" was definitely OD in color and looked very much (AOL) like an anchor, lying on the floor of the lower room which was visible from the shaft.

- e. An attempt to find out where the wires led to did not produce a drawing showing the relationship of the destination to the origin, but did produce a "closeup" of the destination, itself. This "closeup" gave the impression of being a make-shift setup, tied in to a large dark grey machine (see drawing, bottom of page 3). There had originally been some bright red wires tied into the large dark grey machine, but they seemed to have been disconnected in order to plug in the black wires from the machine originally seen.
- f. The large dark grey machine into which the wires led is tall, squarish, thing (AOL: about the size and shape of the large tape readers one sees in the old large computer centers). The front of the machine showed a silvery area which I tried to AOL into a tape recorder, but the AOL didn't fit, and I dropped that line of investigation. I then went into the inside of the machine where the wires led in. The bottom part of the machine is empty space, with circuitry above that which is positioned with the components facing downward. The components are large and of very old style. They are dusty and smell like the wax which used to be used on the old style components. This is definitely pre-microcircuitry electronics.

5. After formally ending the session (on paper), I began to look back over what I had done and began to get the (totally analytical) feeling that the trouble which will be experienced on or about the 15th will have something to do with this ship's near involvement in local hostilities, and its inability to communicate the situation, or receive further instructions, due to the problems of this set of machines. If this is so, I do not feel that this equipment failure will have serious consequences in this instance, but should bring to someone's attention that, had the ship actually been involved in the local incident, it would have been totally incapable of letting anyone know.

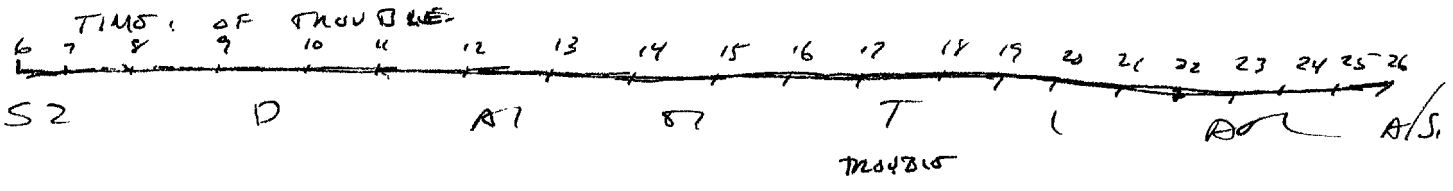
6. (S/SS) Viewer's critique: I have mixed feelings about this session. It was conducted in a different manner than I am used to, but the contents "felt" very reliable. The after-session analysis also "felt" good, but then it is the nature of AOL to make sense and feel right and good, so I report my after-session analysis with the caveat that it is probably total garbage.



FT. MEADE  
4 SEP 87  
1007 WNS  
FMS

A.V. NAME  
P.I. CODE

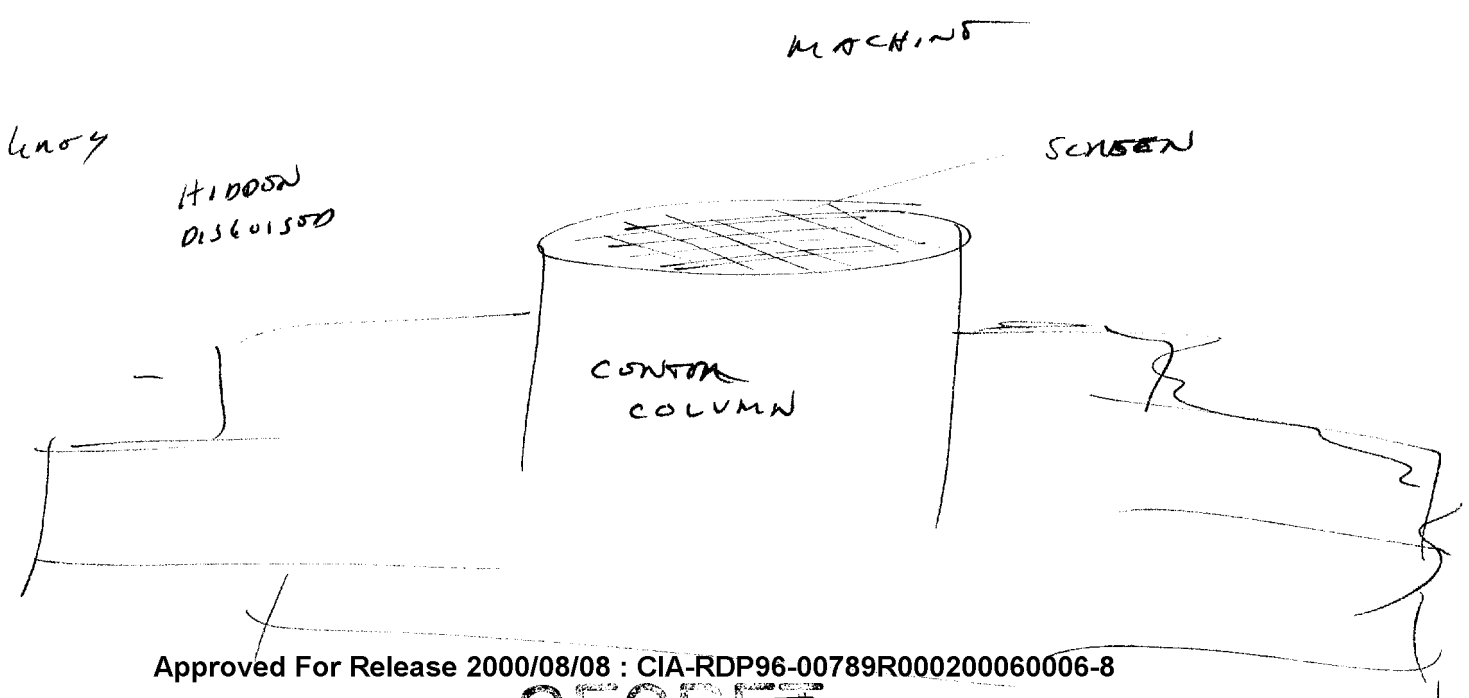
U. S. STIP - GOLF OF HONMOZ.



15th

W/ "FOOL"  
BITTON  
SOVA

AI BAR  
UNPLEASANT



~~SECRET~~

2

S4 1/2 Perception of a "MACHINE" which is  
disguised to look like it matches (+ can be  
hidden among) other equipment. It is easy  
(ex: like Navy/Battleship (key))

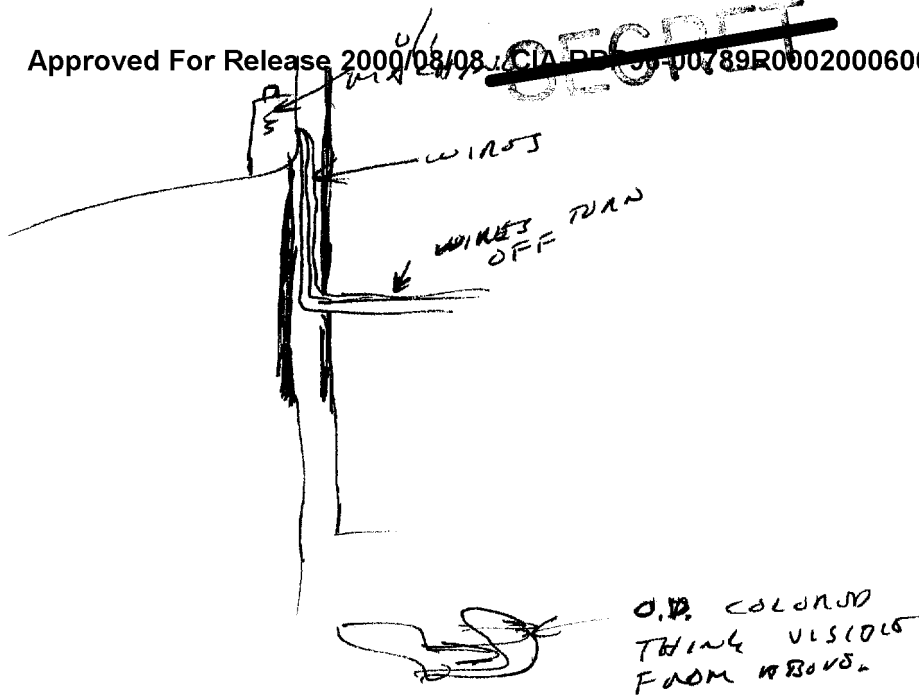
S2	0	M	S	T	1	NO	als.
				MACHINE			
				LOCATED			
				WIRTS			
DARK	<del>the</del>						
DIM LIGHT				WIRES			
	VENTIL						

S4 1/2 Perceptions of wires coming out of  
the back of the machine + looking down  
inside walls to someplace below. Several wires,  
thick + black. The "place below" continues  
vertically downward after the wires turn off,  
+ below is a visual of a dimly lit or colored  
"THIN" (ex: looks like an anchor lying flat on the  
floor).

~~SECRET~~

~~SECRET~~

3

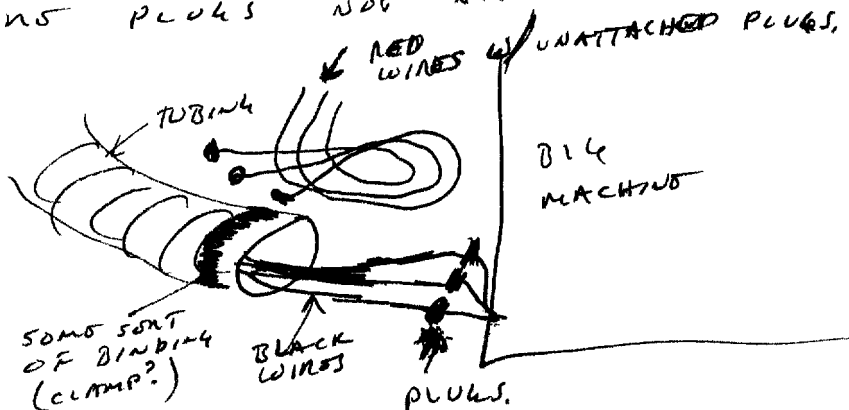


DESCRIBE ~~WHERE~~ HOW THE WIRES GO.

62	0	17	57	T	1	102	A/S.
				WIRES			
				DESTINATION			
				TUBING			

RED  
BLACK  
BOUND

5 1/2 WIRES COME OUT AT A PLACE ON ~~THE~~ FLOOR, THROUGH A PIECE OF TUBING. OTHER WIRES (BRIGHT RED) ARE LYING AROUND UNATTACHED. THOSE AND PLUGS NOT ATTACHED.



~~SECRET~~

~~SECRET~~

④

SZ D M ST T ( see a/s.

LOWER PART

Big MACHINE

EMPTY

UPPER PART

HEAVY  
DUSTY  
OLD  
SMELLY

54% THE "BIG MACHINE" INTO WHICH THE  
WIND LEAD IS EMPTY IN ITS LOWER PART,  
BUT ABOVE THAT (SEEN FROM BELOW) ARE CIRCUIT  
BOARDS - OLD STYLE - LARGE COMPONENTS - ~~THE~~  
(PRE MICROCHIP) COMPONENTS + BOARDS ARE DUSTY  
& OLD, BIG, HEAVY + BULKY.

SZ D M ST T 1 DOZ a/s,  
BIG MACHINE

OK LAST

TALL  
NARROW  
TALL

PLAIN

~~SECRET~~

~~SECRET~~

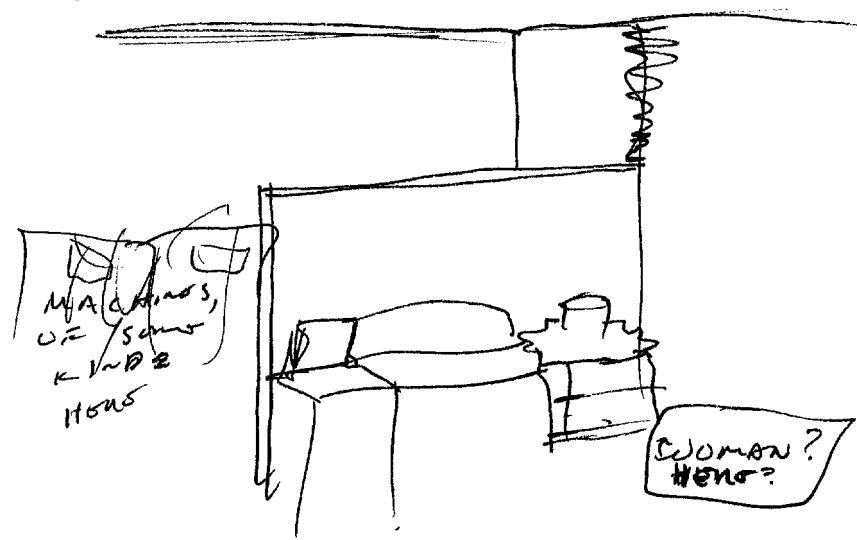
(5)

SZ D M O T L ROL A/S.

A/S,  
VISUAL OF LARGE  
CANVAS BAG HANGING  
IN CLOSET  
ROL BIK  
MAIL SACK

SZ D M O T L ROL A/S.  
LITTLE  
MACHINE

SF:



~~SECRET~~