

~~SECRET~~
NOT RELEASABLE TO FOREIGN NATIONALS

ORCON

GRILL FLAME

PROGRAM

SESSION REPORT

CLASSIFIED BY: MSG, DAMI-ISH
051630Z JUL 78

REVIEW ON: *May 2000*

Copy 2 of 2 copies

GRILL FLAME

~~SECRET~~

~~SECRET~~

Approved For Release 2000/08/08 : CIA-RDP96-00788R002100160001-2

SUMMARY ANALYSIS

REMOTE VIEWING (RV) SESSION CD-29

1. (S) This report documents a remote viewing session conducted in compliance with a request from SOD, J3, OJCS, Pentagon, Washington, DC. The purpose of the session was to provide information relevant to the hostage situation in Iran.
2. (S) The remote viewer's impressions of the target are provided as raw intelligence data, and as such have not been subjected to any intermediate analysis, evaluation or collation. Interpretation and use of the information provided is the responsibility of the requestor.
3. ((S) The protocol used for this session is detailed in the document Grill Flame Protocol, AMSAA Applied Remote Viewing Protocol (S), undated.
4. (S) Following is a transcript of the viewer's impressions during the remote viewing session. At TAB A are drawings made by the remote viewer reference his impressions of the target site. At TAB B is target cuing information provided the remote viewer.
5. (S) The remote viewer felt that there were at least 6 hostages in building hotel. He identified 3 of them as being: JAMES M. LOPEZ, KEVIN HERMENING, and GREGORY PERSINGER.

~~SECRET~~

Approved For Release 2000/08/08 : CIA-RDP96-00788R002100160001-2

~~SECRET~~

TRANSCRIPT

REMOTE VIEWING (RV) SESSION CD-29

SG1I

TIME

SG1I□

#6.5: This will be a remote viewing session of 30 May 1980 with an on-target time of 0630 hours.

PAUSE

Okay #19.5 it's time to start the session today. I want you to relax, relax and concentrate on the target for today. You've been studying the area of the Iranian compound...Embassy area...that building known as building hotel, building hotel. I want you to relax and focus your attention on that area known as building hotel. Move yourself to building hotel. Focus on it and describe what you see.

PAUSE

+1.5 #19.5: See a row of some kind of consoles with square screens on 'em. It's hard to tell how many rooms or the separation of the rooms 'cause there doesn't appear to be any doorways inside. It's like all different areas are interconnected with just walk-through openings, and sort of color (phonetic) type walls. There's like a corner area with a whole bunch of safes and, and appears to be empty gray book shelves. There's been alot of books taken. There are like boxes... and some kind of wooden crates that have got things packed in them. I don't, I don't see anyone in these areas. There's...looks like a short corridor or something..... down at one end. It's not really a vault, but it has the appearance of a vault.

There are two rows of some kind of electronics there. Feel like there's people in this room.

#6.5: Tell me about the people.

PAUSE

+6 #19.5: Getting kind of a short person. Appears to be beginning to go bald. Early 50slate 40s. Very thin. Large forehead. Sort of freckled, freckled appearance. Appears to be a hostage. There's 3, 3 more people with him. One has got a.....has got a heavy black mustache. Very dark skin. Probably of Mexican descent or Mexican American. Uh...Mexico area or something. Dark, dark eyes, dark hair. Looks like he's lost quite a bit of weight. Perhaps 40 pounds of weight. Maybe 5-9, civilian. See one,

~~SECRET~~

~~SECRET~~

apparently Marine. He's wearing camouflage pants, and a...sort of a beige colored shirt. Very tall; 6-2, sandy colored hair. Very, very built built; large arms. There's a, there's another, apparently a Marine. I just get a, just get a blur of a T-shirt and dog tags for some reason. It's like some kind of a small computer or something in this room as well....console type computer....the guts are missing. Apparently it's been, something has been stripped from this. There is....kind of a form of a barricade or something by the entrance to this, this vault like area. Appears to.... actually looks like safes or something....file cabinets.... laying on their sides and stacked in an L shape, and there's quite a few Iranians here. Like 6-7 Iranian, Iranian guard types.

#6.5: Tell me about the guards #19.5. Tell me about the guards.

+11 #19.5: They are armed with automatics, but, there's something different. There's.....I sense an awful lot of high explosive material. I, I can't tell what kind. They've got it in bags they're holding (phonetic)....not holding (phonetic) There is apparently some bags with high explosive material there with them, and bright, bright light type grenades. I don't know what they're called. They are cannisters of some kind that make bright lights. There are large, white boxes. I don't know what those are. They have been shifted around to form a very narrow pathway that kind of angles off into the end of this corridor, the end of this hallway. It's very narrow. You have to turn sideways to walk between them. It's like they tried to form a narrow access using these large, metallic white boxes.

There's a section of roof...interior roof or something to this, this vault like area. Maybe it's a....interior concrete overhang or something, and there's a heavy caliber weapon that's mounted there with sandbags. It's like the inside's very open and they rearranged it so that it's got all of the height advantages to it. I don't how to explain that.

#6.5: Okay. Don't worry.

+15 #19.5: And, there is some kind of radio equipment there. No, it's not radio. It's like a field phone apparatus only it's flat and wide and narrow and has a handset instead of a regular telephone type thing to it. It's probably 6 parawire running from this. There is.....another room adjacent to this vault on the same corridor behind another stack of, what looks like safes or file cabinets laying on their sides and it's a stripped office. Like all the furniture kind of shoved to one side. I think there's two, two more hostages in there. One is gray,

~~SECRET~~

~~SECRET~~

gray hair, older person, 56, 57. Umm.....that's all I get. I just lost that room, for some reason. I think they are both civilians in that room. That's all I get anything else.

#6.5: Okay. I want you to try and relax now, and refocus your attention on that first group of hostages that you saw #19.5 Relax, and focus your attention on them, and study them very carefully so that you would be able to identify them later. Focus on that first group.

PAUSE

#19.5: Hmmm.....It's like.....looking at this area the building is like looking at a.....actually looking at the exterior of the building inside of a building. It's like....it's very high ceiling there and the interior walls are in such a fashion that they are not really to the ceiling. It's like small buildings built inside of buildings. I don't know how to explain that. I've got a.....

PAUSE

#6.5: I want you to continue to move throughout that building now #19.5. Continue to move throughout the building, and

#19.5: It's really, it's been gutted.....stripped alot of things out of there for some reason. I see alot of.....looks like black holes and things...like gray gray and metal and black holes...square, square..looks like there are square black areas on the gray metal. I keep getting the impression of railroad track or some kind of metal railroad track. It's like a mineature railroad track. I don't know what that is. I don't see anything else in the building.

#6.5: Okay. I don't have any further questions, then. Do you have anything else you want to say?

#19.5: No.

#6.5: Okay. Why don't you relax, relax and we'll stretch a little bit, and then we'll do the drawings.

#19.5: Try to remember it yet.....

#6.5: Okay. We're ready. Let's go ahead and do the drawings #19.5.

~~SECRET~~

~~SECRET~~

#19.5: Okay. The interior of this thing.....I got a feeling like there was an upper.....this kind of affect...like a wall and a section of roof inside and it went like this, and this was some form of corridor right in here ...went back this way, and there was a door here and door here kind of affect. Like this. There was like a.... want to get this right.....door there, I guess. I know this doesn't make any sense. This is like some kind of roof beams. There is like either metal safes or file cabinet type things, stacked like this here, and then some of it came out this way. They are stacked like this. There are some that go this way. It's like they are just stacked for blockage or something in here. It's going to be a dog ...this mess to straighten out with a pen, but...sort of like that. Group 1 of the hostages is up here, and group 2 of hostages is here, inside this door. Now there is.....do you understand what I'm saying there?

#6.5: Yes.

#19.5: Okay. Now, up here appears to be a bunch of sandbags stacked in this form.

#6.5: Okay. I think it might be helpful to label these as what you said.

#19.5: Yeah. I will. When I darken then I'll.....

#6.5: Sure.

#19.5: And, there's some kind of a heavy caliber type weapon up here. Boy, I'll tell you. It's really weird. Now, this is like a back wall here. Looks like a back wall, but there's these really large, white metal boxes. I don't know what they are. Every time I go into this building I get an impression of that, you know. Now, that's page 1.

Page 2. I got an impression that in front to bring this down to a smaller scale. In front of this thing, they have done this. They put these metal boxes together. This was looking down like from a top angle...so that to get to this area where the, you know, the gun emplacement is....30 caliber weapon...where these two doorways are. You have to walk this way down through these metal like... metal boxes and the other things are stacked back up in here.

#6.5: Okay. These metal boxes you are referring to, they are not the same as.....

~~SECRET~~

~~SECRET~~

- #19.5: No. They are not the same as the file cabinets, or whatever. They are either metal or wood ...there are some kind of big box shapes there, and it's very narrow in here, you know. Like it's only like it's a foot and a half, 2 feet wide. So you have to turn sideways to work your way down in there.
- #6.5: This place with the gun ~~in~~placement is, where you have this heavy weapon that's on the top of what.
- #19.5: That's on the top of this roof section. I don't know what that is. It's like an overhang type section inside the building. This being the primary roof area up here. I don't understand that, but I get the feeling like there's a cubical type building on the interior of this building. Like an alcove type thing building there. I don't really know what I'm saying. It's just what it looks like.
- #6.5: Well, you've got some kind of room within a room.
- #19.5: Yeah. Exactly.
- #6.5: But, this is much smaller.
- #19.5: That's the impression I get. It's a room within a room. It's like maybe they moved crates or something in here. Great big large wood crates to do this with. But I got that impression. Again, this being area 1, this area 2.
- page 3. What else would you like?
- #6.5: Tell me more about this....what appeared to be electronics.
- #19.5: First I got.....I'm going to do it all on page 3. I'll section it off. First I got an impression of a continuing L shaped thing that went like this and colors orange, and green and it was like a square screen right here That kind of affect. I felt like these were some kind of consoles. And then another time I got an impression of some kind of standing.....these were in one of the rooms that the hostages are in...a thing that looked like this. Like a matrix of squares with just lights, you know, lights on the front and that was.....we'll call the first one an A, the second one B, and B was in one of the rooms with the hostages. Then I got an impression of what looked like some kind of small set of railroad tracks that went in a Y shape, like this.....somewhere in the room..... like mineature size. Call that C. And then thereoh, then they had some kind of handset, field phone type system that they are using. It looked like this. A block of tago (phonetic) switches. It had some patches like this with some cords coming out. It looked like it had

~~SECRET~~

~~SECRET~~

six wires coming out the back. There was a.....one of these type handsets with push type button on the back. Some kind of.....we'll call it an intercom for lack of better.....and that's D. Seems like there was something else I saw in there. Oh. I got an impression of..... this kind of thing....like gray metal facing, gray metallic facing with black holes in it. That sort of affect. We'll call that E. I don't know what any of that stuff is.

#6.5: Okay. How did you feel about the situation the hostages found themselves in?

#19.5: I don't get any feelings at all from the hostages. You know. It's like, it's like I'm a very remote observer this time, for some reason. I just don't get anything at all.

#6.5: Okay. Where were the Iranian guards that you saw?

#19.5: They were all down in this area. I'll mark it on 1 and 2 as area 3.

#6.5: So they are down in the area 3, huh.

#19.5: Yeah.

#6.5: How were they controlling the movement of the hostages?

#19.5: I didn't see anybody moving. You know. There was like very little activity.

#6.5: Well, what would prevent the hostages in area 2, for instances, to go to area.....you got two area 3s here?

#19.5: Yeah. They were on top of this overhang, and they were under the overhang.

#6.5: Okay. But,get back to my question, how would the hostages in area 2 be prevented from going over to area 1?

#19.5: Well, they are two separate rooms, and they would have to go through the area occupied by the guards to do that.

#6.5: They weren't locked in those rooms, were they?

#19.5: No. I didn't get a feeling for any doors at all, and I can't, I call this whole overhang area a vault type affect. I get this vault type affect, but I don't see any doors here, for some reason.

~~SECRET~~

~~SECRET~~

#6.5: All right. Is there anything else you want to add?

#19.5: Nope.

#6.5: Okay. Let me...we'll take a little break now, and get some photographs.

Okay #19.5 I gave you an opportunity to look at several photographs that we have. As a result of that you have been able to identify some people here. Now, let's take this first one right here and tell me what you think about him.

#19.5: Uh.....Persinger, Gregory Persinger I see as being the very large, strong Marine, that I saw. The first Marine that I saw, and Kevin Hermening is the second Marine that I saw. Feel like he's a Marine. Uh...James M. Lopez is the dark complexion Mexican, American that I saw, only he's got a mustache now. He's no longer clean shaven. I didn't see in any of the photographs the thinner person. The smaller person with the balding head.

#6.5: Okay. Very good. How confident do you feel in these 3 individuals that you have identified?

#19.5: Very confident. Really confident.

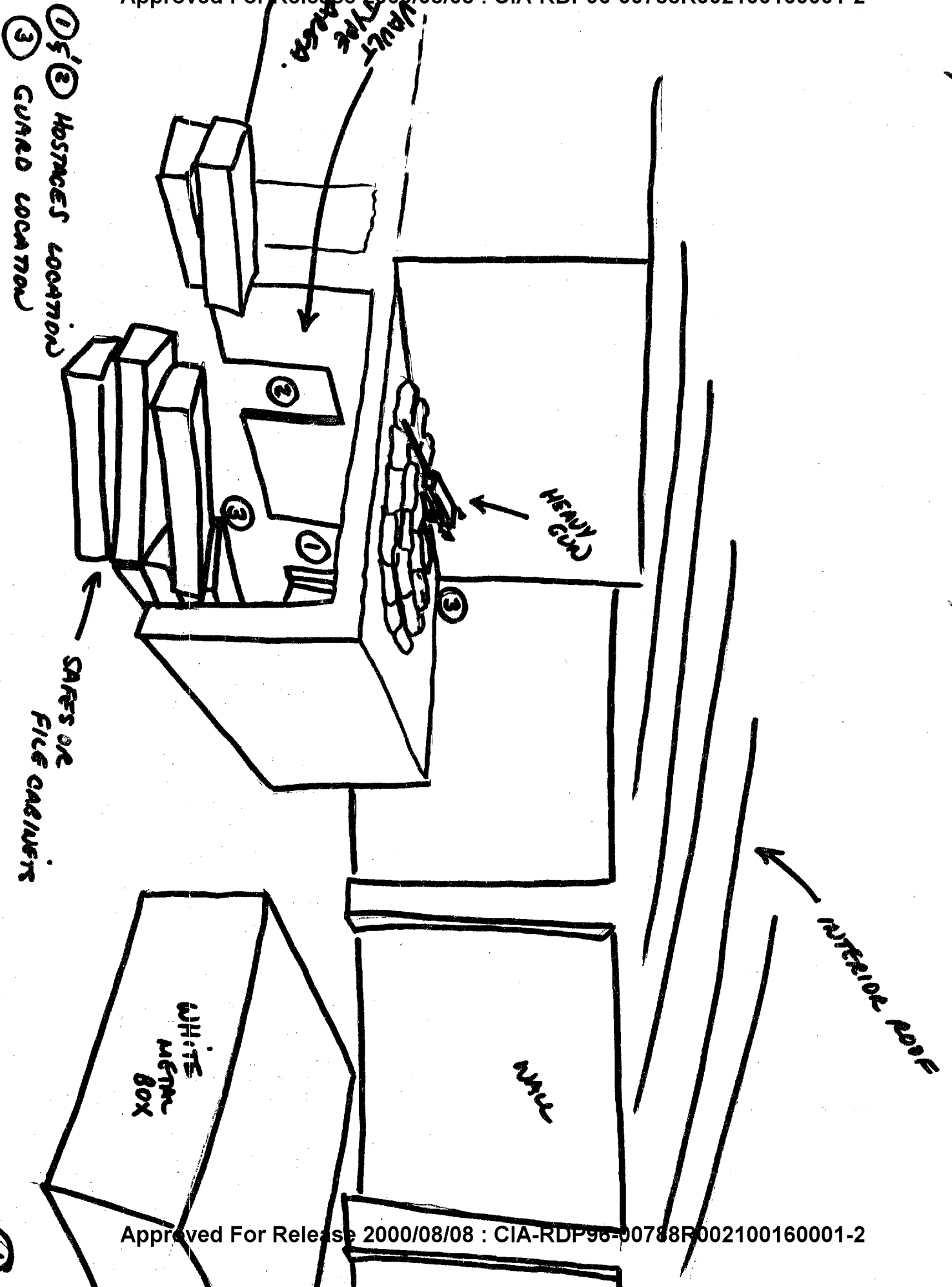
#6.5: Okay. Very good. Have you anything else that you would like to add?

#19.5: No.

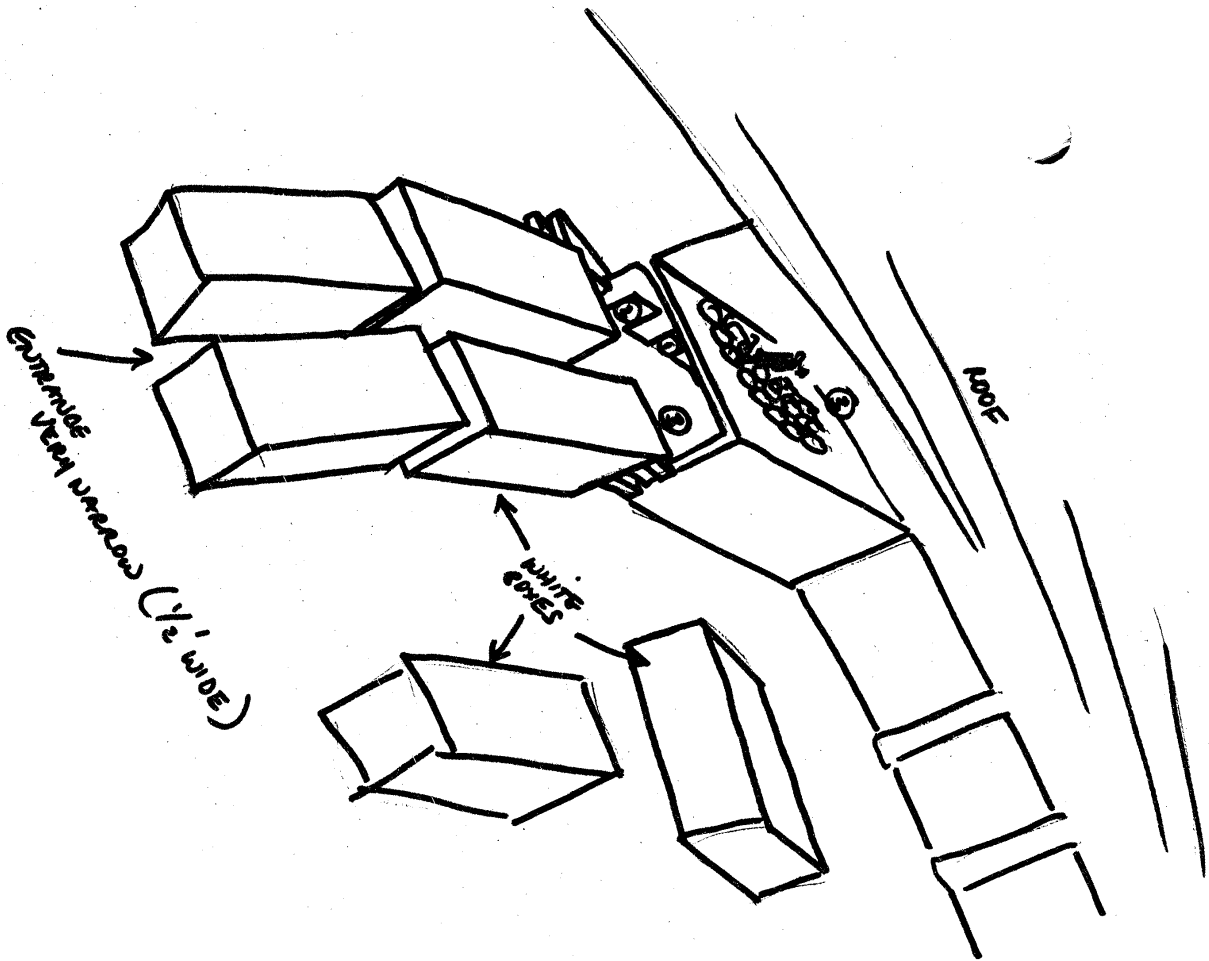
#6.5: Okay. Thank you very much.

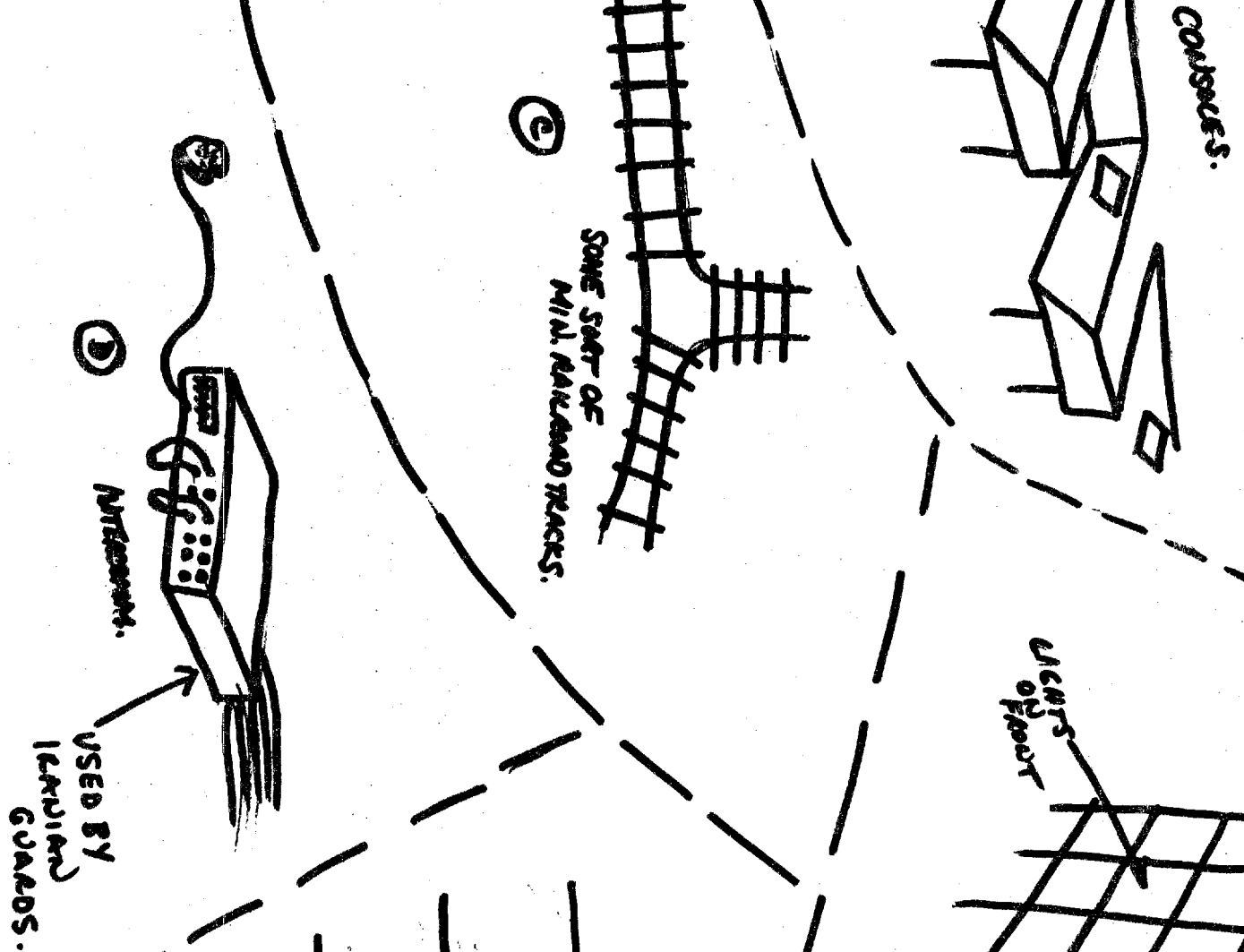
7
~~SECRET~~

TAB



- ① ② Hostages Location
- ③ Guard Location





TAB

~~SECRET~~

TARGET CUING INFORMATION

REMOTE VIEWING (RV) SESSION CD-29

1. (S) The viewer has been exposed to open source news media information as well as classified overhead imagery and numerous photographs of hostage personnel. He knew he would be working against the hostage situation in Iran.

2. (S) At the time of the session the remote viewer was shown an annotated overhead photograph which was labeled "Bldg Hotel." The photo is not included herein due to its classification. The viewer was asked to go to the annotated building and determine if there were any hostages held at this location.

3. (S) The remote viewer had been briefed on the current status of the hostage situation and told that the whereabouts of the hostages was not known. The viewer had been targeted against "Bldg Hotel" about one month ago.

~~SECRET~~