

~~SECRET~~

NOT RELEASABLE TO FOREIGN NATIONALS

ORCON

GRILL FLAME

PROGRAM

SESSION REPORT

CLASSIFIED BY: MSG, DAMI-ISH  
051630Z JUL 78

REVIEW ON: May 2000

GRILL FLAME

~~SECRET~~

~~SECRET~~

SUMMARY ANALYSIS

REMOTE VIEWING (RV) SESSION CD-25

1. (S) This report documents a remote viewing conducted in compliance with a request from SOD, J3, OJCS, Pentagon, Washington, D.C. The purpose of the session was to provide information relevant to the hostage situation in Iran.
2. (S) The remote viewer's impressions of the target are provided as raw intelligence data, and, as such, have not been subjected to any intermediate analysis, evaluation or collation. Interpretation and use of the information provided is the responsibility of the requestor.
3. (S) The protocol used for this session is detailed in the document, Grill Flame Protocol, AMSAA Applied Remote Viewing Protocol (S), undated.
4. (S) Following is a transcript of the viewer's impressions during the remote viewing session. At TAB A are drawings made by the remote viewer reference his impressions of the target site. At TAB B is target cuing information provided the remote viewer.
5. (S) The remote viewer was asked to locate KEVIN HERMENING and to describe his surroundings. The viewer described a gym-like area, but was unable to present a view of the entire building. However, he was able to describe surrounding features which might be helpful in pinpointing the location of HERMENING. The viewer stated that HERMENING and 4 other hostages were doing exercises. The viewer felt very strongly that a GREGORY PERSINGER was one of the other hostages at this location. Three other hostages are identified but the viewer did not feel very confident concerning their identification.

~~SECRET~~

~~SECRET~~

## TRANSCRIPT

REMOTE VIEWING (RV) SESSION CD-25

TIME

#6.5: This will be a remote viewing session for 28 May 1980; on-target time is 0900 hours.

PAUSE

Okay #8.5 it's time to start today's session. Relax, relax. For the past few minutes now you've been focusing your attention on the photographs that I showed you. I want you to relax and concentrate. Describe the area where Kevin Hermening, Kevin Hermening is located. Relax and concentrate on the area where Kevin Hermening .....describe it to me.

PAUSE

+5.5 #8.5: ...I got him. I don't know.....was.....seen all these buildings...and no Kevin. ....I got him. I got Kevin and 4 other people in a big room. I think it's ...I got gymnasium. High windows. Like clear story. Very, very high windows. It's, it's, it's not like a basketball court. It's like a weight lifting gym. Kevin ...is in front of the people facing the same direction ...they seem to be following his lead in calisthenics.

PAUSE

#6.5: Okay. You're doing very well. You're doing very well. I want you to focus your attention, focus your attention on those other individuals that are with Kevin and describe them to me.

+09 #8.5: I think I see.....early twenties....on the left.....early twenties.....brown hair...weighs about 100.....160..... roundish face. Good shape. Slim, slim guy behind him. Dark hair. Wiry, tough, not, not, not muscular. A long face.....and another guy there.....I don't know.....20 to 23...lighter hair, well, well-groomed, muscular. Kind of likes himself, I think. Very vain. Older guy on the right. I don't know why, but I just....oh, hell. It seems I .....warrant officer comes to mind. Early 30s I think or stocky....5.....5-9, brown, brown hair. Normally has, normally has a heavy beard. Last guy has some problem with his leg or foot. I had the feeling it was his right.

#6.5: Okay. You've done very well. You've done very well #8.5. Now before you move on I want you to go by these individuals again, and study them very closely. Study their face very closely so that later on when we look at some pictures we will be able to find them. You don't have to tell me

~~SECRET~~

~~SECRET~~

anything. Just look at them. Study them very closely and when you think that you could identify them later let me know and we'll move on. Okay.

#8.5: I think I got the older guy.

#6.5: Okay. Just take your time and focus on them.

#8.5: Younger guy. I don't know if I saw all of them. One guy appears very athletic. Skinny guy looks very unique...a long face. Little guy on the left is kind of non-descript. They keep touching their toes.

#6.5: Okay. You study their face. You study their faces so you can identify them later.

+15 #8.5: Something very strong about, about breads. I don't understand it. Slice.....big loaf of bread with the end cut off keeps appearing out of nowhere. I don't know why.

#6.5: Okay. Don't worry about it.

#8.5: It's like an intrusion. Reminds me of an executive gymnasium...exercise room..... I sense fruit trees nearby. Appears, appears to be no windows in the walls of the room, but a raised portion over the center of the room has windows in it that lights up the room. Wait a minute.

PAUSE

+18:45

I sense some other people. Not in this room, but not too far away. Kind of foul mood, bored, lounging on cots. Small bed. I see, I see 5 or 6 of them. I don't see them. I'm just aware. They were there behind..... down the hall in some other room....spaces somewhere.

#6.5: Okay. Now #8.5 I want you to relax. Clear your mind of what we have been doing here. Relax now. I want you to change your perspective I want you to go outside of this building. Go up in the air 1500 feet and look down on this building where Kevin and the others are located on 1500 feet and look down on this building where Kevin and the others are located and describe the area to me with the thought of how we can locate this place. Relax and concentrate on that. How can we locate this place where Kevin and the others are located.

PAUSE

~~SECRET~~

~~SECRET~~

+23:30 #8.5:

I was distracted. I saw people. Looked like....on the ground....looked like maybe.....I saw things that.... symbolic of ...nautical. The room Kevin was in appears to be a wing of building. I can't put it together, but I see a roof...reminds me of a giant umbrella...round and many pie shape segments.....very shallow slope. There's trees here. In the front, in front of one of the buildings is a pattern, I can best describe as shaped something like a maple leaf. Must be 40, 50 feet across. I can't tell whether it's a real low wall shaped like the contour of maple leaf....it's a real low trimmed hedge.... I don't feel the building that Kevin is in has recognizable feature nearby...adjacent building...image of building is flickering nebulously. Appears to be this building with maple leaf...looks like some kind of tile roof...shallow slope...masonry.

#6.5:

Okay. Very good. Is there anything else? Tell me about anything else in the surrounding area that catches your attention that would help us focus on the building that Kevin is in.

+27 #8.5:

A couple of hundred yards away, in front of the building is a little linear patch of green. Guess it's a row of shrubs or trees. I feel uncomfortable about the greenery because logic tells me water is very important. I still see alot of green here. I don't know what it's worth, but I saw something that looked like small striped melons nearby.....might isolated region..... Outside of this, outside of this complex doesn't seem to be alot of buildings like you would expect in a city. I had the feeling that.....the place might have been something like a quasi-military school.

+30

#6.5:

Okay #8.5, very good, very good. I have no further questions at this time. Do you have anything you'd like to add?

#8.5:

I don't think so.

#6.5:

Okay. Very good. Why don't you relax then for a few minutes, stretch and then we'll do some drawings, okay. Relax and unwind a bit. I'll put the tape recorder on hold. Okay. I have this back on #8.5, why don't we go ahead with your drawings.

3  
~~SECRET~~

- #8.5: I'm having trouble drawing this, but there was a... the walls were blank, and there was a raised portion near the center with the windows in that. Put a little uh..... Kevin was right along in here...uh...doing... he was doing some kind of swing thing with his hands... touching opposite toes, and was a person in here, and one there, one there, and one over here. The blond guy was here, skinny, tall. This guy was older. Most of the stuff they was doing was...uh...touching the toes, and swinging their hands and all bent over. Not a very good drawing.....and there was windows on the opposite side here just like that wall.
  
- #6.5: Okay.
  
- #8.5: Somewhere off in that direction, by the way, this, this wall here is exposed to outside. The left wall is exposed to the outside. The wall to the right was attached to the building, and back through there, somewhere, were some more people laying on cots.
  
- #6.5: Okay.
  
- #8.5: God. Is there anything else?
  
- #6.5: Well. Why don't you tell me about this, this room..... you described it as a wing.
  
- #8.5: Yeah. It was a wing to a larger portion of the building, and I felt that the wings did not come.....all the wings didn't come off at right angle. I felt there was a different angle of 90 degrees there. I couldn't put it all together.
  
- #6.5: Okay. Why don't you see what you can do.
  
- #8.5: Uh....it was flicker imagery. I'm sorry. It would come and go...I didn't know where I had a hold of this other building...had the maple leaf in front of it or it was part of the same one...uh...or just what. I wasn't comfortable how, how this attached. Except, I did feel that the angle was not a 90 degrees. I felt there were other wings that also were not 90 degrees.
  
- #6.5: What about this?
  
- #8.5: Part of the same complex of this big building that had the maple leaf thing in front of it.
  
- #6.5: Okay. Why don't you draw that?
  
- #8.5: And, let's see.....overlooking the top.....turned around in my head.....

~~SECRET~~

- #8.5: Thing looks familiar. This, some kind of shape like this was in front of the building.
- #6.5: When you say in front of the building do you mean the building that Kevin's in or.....
- #8.5: No, no. I was looking for features that were unique. If you've got 50 shoe boxes...same color in a room, it's pretty hard to..... So, I looked around for things that were unique, and right nearby was this building that..... for some reason, appeared to have, you know, like a main office building of the headquarters, or..... I had a feeling there would normally be a, you might expect to see a flag pole in this area in front. I did not see one. I felt it was the sort of thing that you might, might see there. This appeared to be a hedge.... or a wall or something.
- #6.5: Sure. But, it gave off the pattern of a maple leaf.
- #8.5: Well, looking down over the top of the roof, it sort of reminded me of it. All the points..... I didn't get the feel for the number of windows or anything. I just felt it was 2-stories. They attached to other buildings, somehow. It was not this one building along. There were other wings and things jetting off in other directions. But, I can't quite, can't quite get it all together. There was alot of greenery outside. Fruit trees were near the building that Kevin was in across in this direction...the way he's facing....through that wall was some fruit trees. I saw some melons in the vicinity. Oh, there was 2-300 yards in front of this building was a line of trees or shrubs...green.
- #6.5: That was that linear pattern that you described earlier. Okay.
- #8.5: Yeah. I felt I was quite concerned about everything because, I don't know. I was worried about the use of water. It occurred to me, you know, I really didn't care about water, but still there was uneasy feeling about it. I don't know what to make of it.
- #6.5: Okay. This roof like thing that you described earlier, as a giant umbrella.
- #8.5: Oh, yeah, yeah. This was part of the complex...real close, like....uh...This is the shape of the roof, and it definitely had....you can see these seams...these pie shape patterns.

~~SECRET~~

~~SECRET~~

- #6.5: Ahh. Now, is this just another building nearby or....
- #8.5: Uh...I was looking down on top of it, and it looked like it was a portion of a complex. Like you'd have..... maybe, you know, there was different buildings around, and this thing was just a big thing that was in the..... That's not the exact shape the way the rectangle is put together. There was a conglomerate of geometric patterns and this big circle overlapped it. It stood higher.
- #6.5: You know what its relationship was to this building with the maple leaf pattern?
- #8.5: It was about 150 feet away in the back, back over in this direction here.
- #6.5: What we have then he put an X on drawing number 2.
- #8.5: Back over in that direction somewhere.
- #6.5: Okay. So, someplace nearby in this building where you sense that Kevin was there will be two other buildings. One that has some type of maple leaf pattern in front of it, and, oh, 100 yards or so away will be another building that has this umbrella shape to its roof, huh. That's pretty good. Okay. Now, you said that you felt like this was an isolated region.
- #8.5: I don't remember saying that, but the feeling was...I looked around to see, you know, if I'm on the east side of town, the left side of town; I didn't see any town.
- #6.5: Ahhh.
- #8.5: I had the feeling it might have been a valley or something.
- #6.5: Okay. Can you tell me what.....
- #8.5: It obviously had water with the greenery which surprised me.
- #6.5: Okay. Can you tell me a little more why you felt that it was like a quasi-military area.
- #8.5: Oh, when I first moved up in elevation, I looked around to try and find something that...I always look for something that's unique... If I can say, hey, there's the Empire State building, okay, I know where I am. I was looking all around, and I saw people in white and I saw masts or something that reminded me of ships. Nautical.. And I looked for water immediately. I didn't see any.

6  
~~SECRET~~



~~SECRET~~

- #8.5: Uh...I thought it might have been...military...school of some kind. Not necessarily, not necessarily government sponsored. But, it had the flavor, a nautical flavor and yet I saw no water. The main building there had the kind of dignity and spit and polish that you might expect to the military academy or school.
- #6.5: Uh...You mentioned something, and I don't know if it was just something that you had to dump or whether maybe it was something that we can reflect on that might be important. And, this was this.....sense of bread or shape of bread or do you think that was just something that.....
- #8.5: Uh...I don't know. It was so strong, I just, I thought, gee, you know, here comes imagery that means nothing. And, it hung in so long, I dumped it. I have no idea.
- #6.5: Nothing that ties in with that, but I just wanted to make sure.
- #8.5: It looked like a big, round European type loaf that had about one-third of the end cut off. Not long loafs like we have, but big, fat...like a big batch of dough just dumped on something flat and baked.
- #6.5: Okay. I'm sure you're just hungry.
- #8.5: Probably, probably.
- #6.5: What I would like to do now is put the tape in the pause mode, and for us to look at some photographs that we have and see if we can't select these 4 people that I asked you to concentrate...and referring to your drawing number 1, where you had a round face individual, a tall individual, someone who was blond, and an older gentleman that were doing exercises with Kevin. We've gone through the photos and, let's take them one at a time...now, out of all the photos we've showed you, you felt the blond individual resembled closely this individual right here.
- #8.5: Yes. The hair is a little longer and the individual I saw was rather well-built, muscular. Not like a weight lifter, but he was well-built, broad shouldered.
- #6.5: You feel very confident?
- #8.5: This, this guy looks very much like him.
- #6.5: Okay. The individual that is being discussed is Gregory Persinger, P-e-r-s-i-n-g-e-r. Okay very good. Thank you. Now the other one ...the tall one...tall,

~~SECRET~~

~~SECRET~~

skinny one, you have picked out...someone whose been identified as Robert Engleman, E-n-g-l-e-m-a-n. Now, you want to tell me about.....

- #8.5: I picked this guy because he was the only one that appeared very thin and of the right age group. Uh... the individual I saw must have been 6-2 or 3, very thin. I don't know if this guy is tall. But, the face would fit in that group.
- #6.5: Sure. How confident do you feel that this one as being Engleman as compared to the first one which was Persinger which you felt pretty good about.
- #8.5: Oh, No comparison. I just picked this because of that type, but does not look like the individual.
- #6.5: Okay. Fine. I want to make sure. All right. So, what we're saying is Persinger you probably feel pretty confident as one of the individuals.
- #8.5: Very confident.
- #6.5: But, Engleman, all you're saying is that someone that appears to look like him, but not necessarily Engleman.
- #8.5: That's right.
- #6.5: All right. Now, the third one that we want to talk about is the individual that you described as having a round face. Now, you identified two people that might be that category. One is a Joseph Subic, S-u-b-i-c, and the other one is a Steven Kirtley, K-i-r-t-l-e-y. Do you want to tell me a little bit more?
- #8.5: Well, after looking at the picture of a TV screen that's below the one of, you know his name,
- #6.5: Kirtley.
- #8.5: Kirtley, uh...I feel that is not the round face that I saw. The front view above looks about the same, but I would go for Subic. Built more like this and the same type of face. The hair up here is a little lighter than I saw it in the photo...and the hair was longer and darker.
- #6.5: No glasses. No glasses.
- #8.5: At a gynasium you wouldn't expect them.

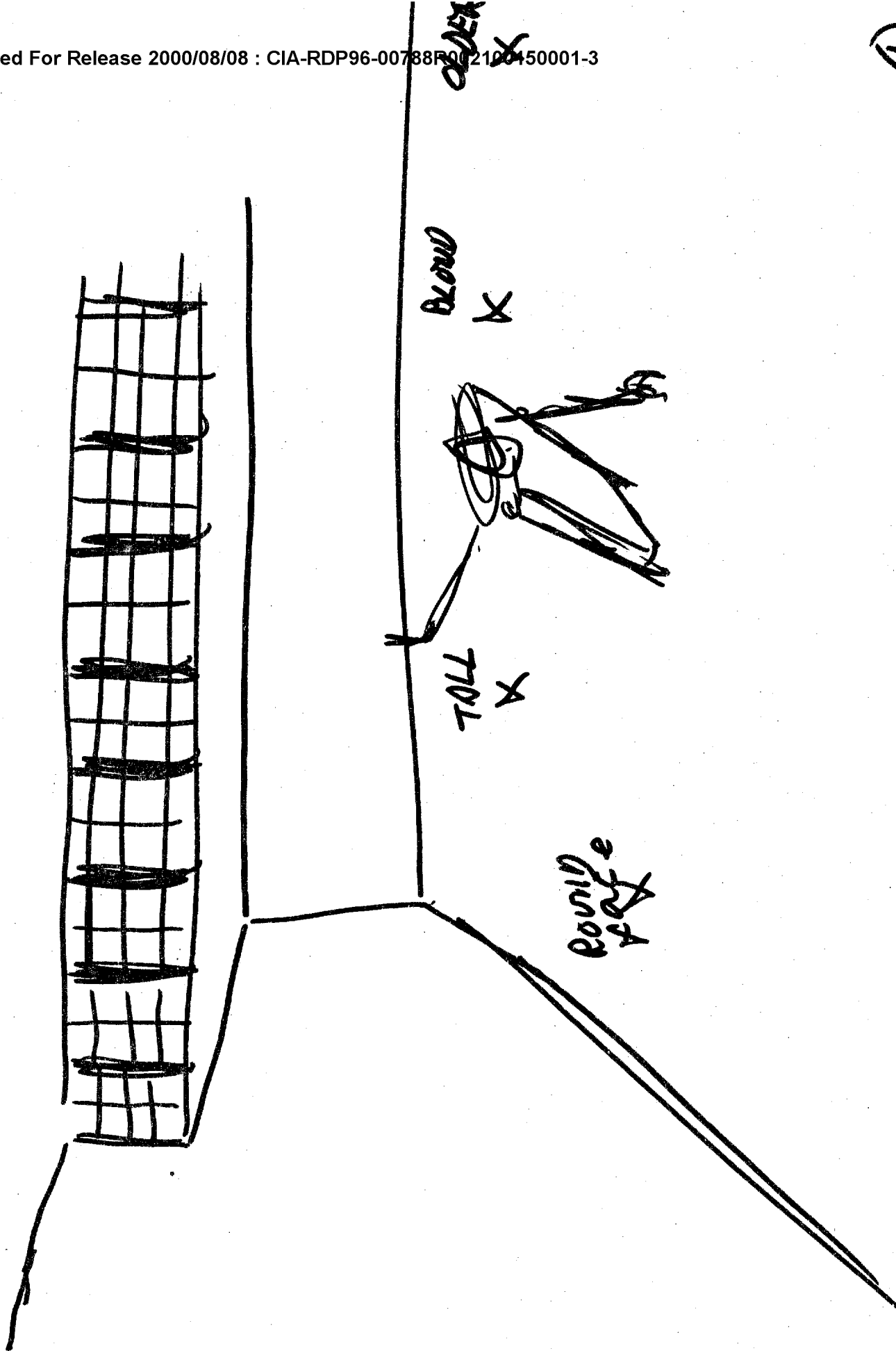
~~SECRET~~

~~SECRET~~

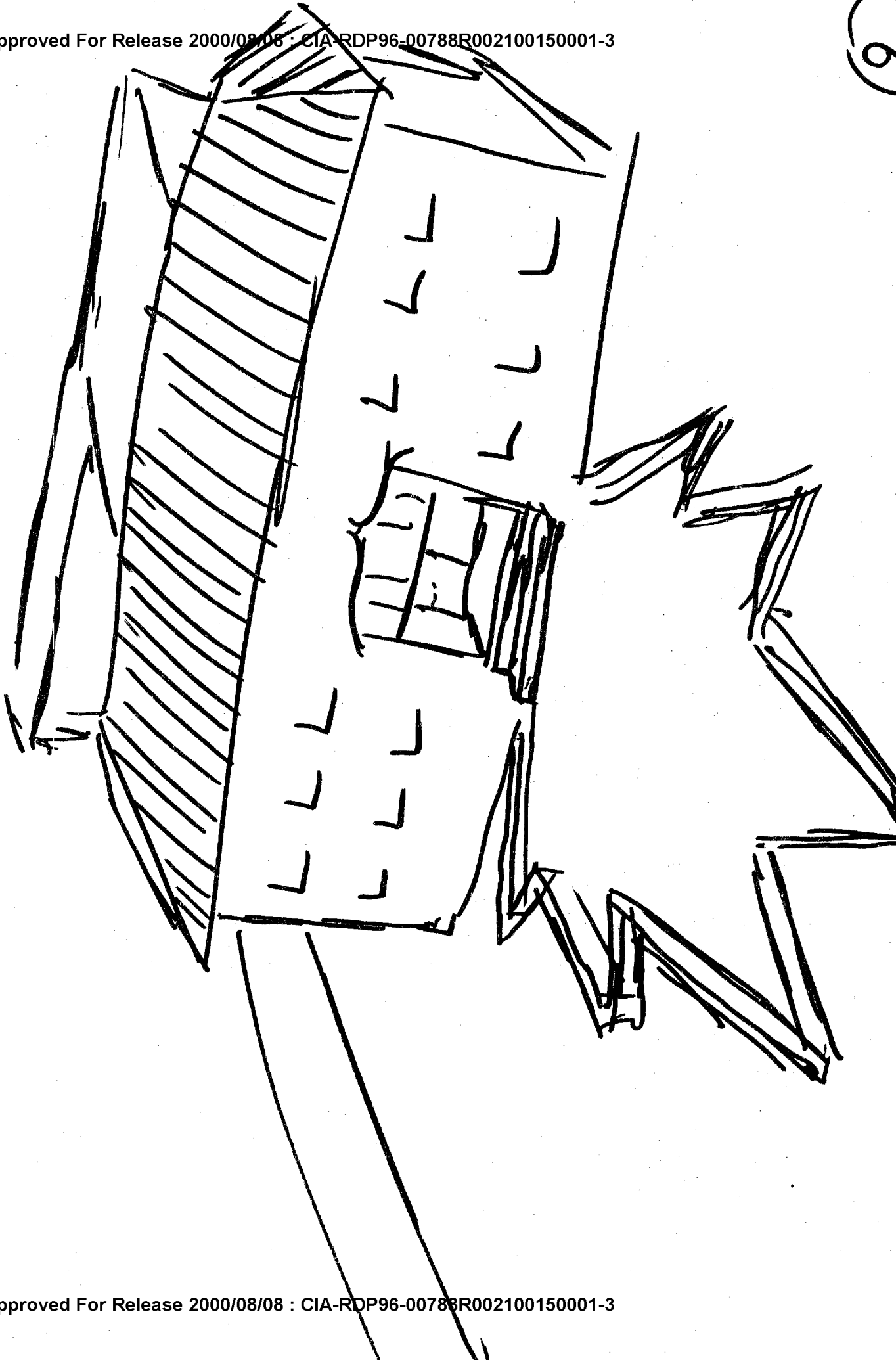
- #6.5: Sure. Okay. Now the older gentleman...older gentleman... the older individual...we could not find anyone that you felt resembled that individual.
- #8.5: That individual's hair was brown, longer than any that I'd seen. Uh...he could have fit the older gentleman with the white side-walls except I thought the photo looked about 5 years too old. That was about it.
- #6.5: Do you have anything else that you want to add?
- #8.5: I can't think of anything except this blond individual here. Feel very, very good.
- #6.5: Okay. Your impressions...you feel very good. All right. I thank you very much.

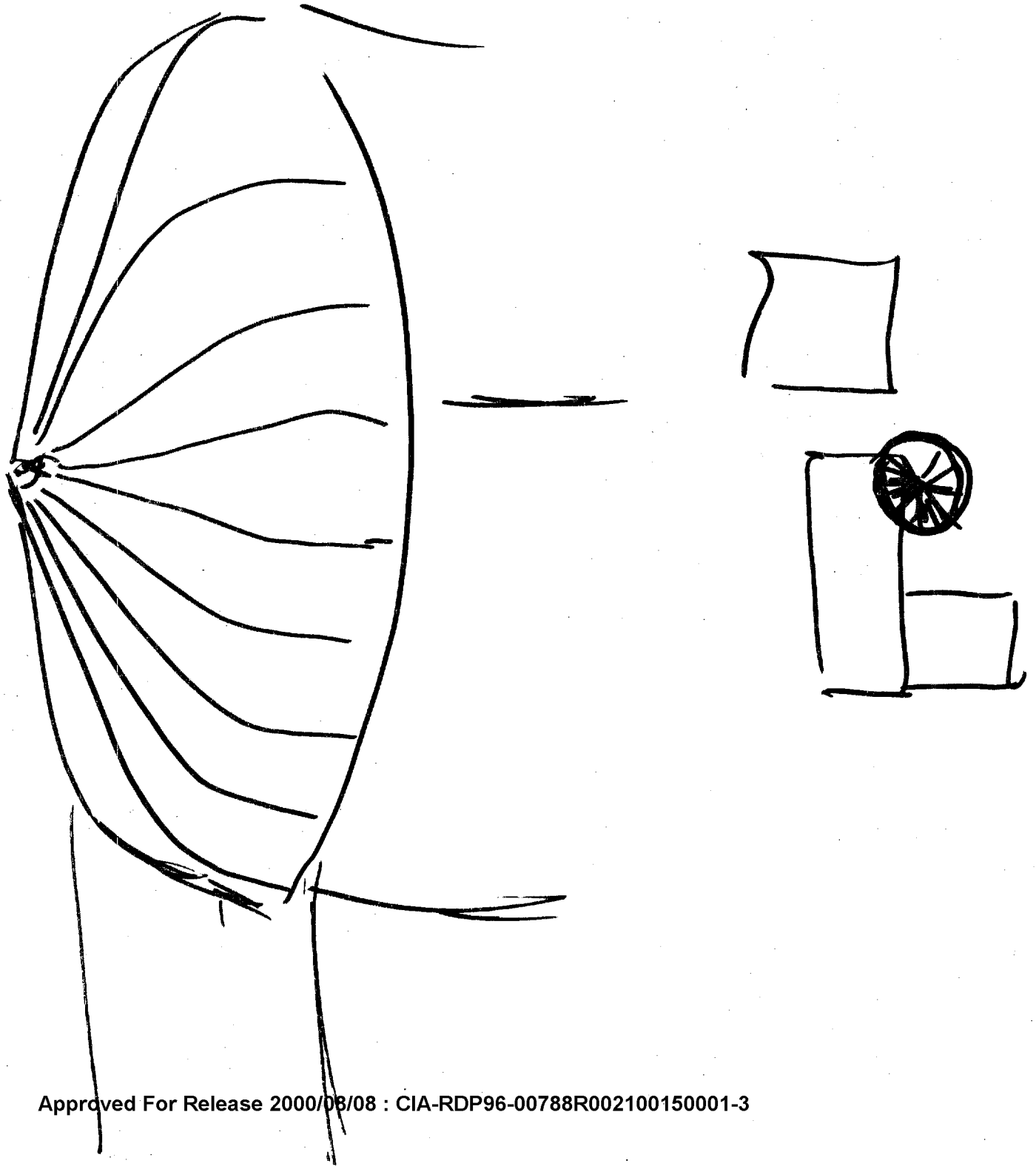
~~SECRET~~

TAB



6





**TAB**



~~SECRET~~

TARGET CUING INFORMATION

REMOTE VIEWING (RV) SESSION CD-25

1. (S) The remote viewer has been exposed to open source news media information as well as classified overhead imagery and numerous photographs of hostage personnel. He knew he would be working against the hostage situation in Iran.
2. (S) At the time of the session the remote viewer was shown the attached photographs and was asked to find KEVIN HERMENLING. He was asked to identify HERMENLING's location, describe his physical and mental condition, and to identify any other hostage personnel at this same location.
3. (S) The remote viewer has been briefed on the current status (as of 27 May 1980) of the hostage situation, and told that the whereabouts of the hostages was not known.

~~SECRET~~

SGFOIA3

Approved For Release 2000/08/08 : CIA-RDP96-00788R002100150001-3

Approved For Release 2000/08/08 : CIA-RDP96-00788R002100150001-3