

IAGPA-F-SD

31 August 1983


MEMORANDUM FOR RECORD

SUBJECT: CENTER LANE Interview Summary - HU-1035/8306/01 (U)

1. (S/CL-3/NOFORN) On 300900 August 1983, source #01 was interviewed concerning a building unidentified to him. The project 8306 sponsor had provided geographic coordinates of the compound in which the building was located, photographs of the compound, and a map (see Incl 1).
2. (S/CL-3/NOFORN) For this interview source was provided the coordinates of the compound. The photograph of the compound was shown to the source after the interview as "feedback." Source will be retargeted against this site.
3. (U) A transcript of the interview was prepared (see Incl 2).
4. (U) A DA Form 341 (Agent Report) was prepared for the sponsor. This report related the salient points of the interview. Attached to the report as an EXHIBIT were copies of source's drawings (see Incl 3).

SGFOIA3

3 Incl
as



CLASSIFIED BY: CDR, INSCOM
DECL: OADR

WARNING NOTICE:
 SPECIAL ACCESS PROGRAM
 RESTRICT DISSEMINATION TO THOSE
 WITH VERIFIED ACCESS
 CATEGORY #3

WARNING NOTICE: SENSITIVE
INTELLIGENCE SOURCES AND
METHODS INVOLVED

NOT RELEASABLE TO FOREIGN NATIONALS

CENTER LANE

SECRET

SG1B

Approved For Release 2000/08/08 : CIA-RDP96-00788R001900240003-4

Next 2 Page(s) In Document Exempt

Approved For Release 2000/08/08 : CIA-RDP96-00788R001900240003-4

~~SECRET~~

TRANSCRIPT

#66: This will be a CENTER LANE Interview for 0900 hours 30 August 1983. Relax now, relax and focus your attention in the present time.

SG1B 

And describe your perceptions to me.

#01:Get a...a..compound,..multiple buildings, ..long.like rectangles,..average three to four floors. It's like barracks buildings.

#66: All right. I'm interested in the area to the extreme northeast of this compound.

#01: Just a minute.See many things there. See a..tall, tall..radio mast,..antenna like objects. Poles, towers,..water, lots of water..... vehicles,....Just a minute, I keep fading in and out.See a building with a roof like a..quonset hut,.. curved,..opened on the end.

#66: Okay. I want you to focus on the building, the northeast of the compound, building in the northeast of the compound.

#01:See "U" shape,....get a hospital feeling,..four floors.

#66: Okay. Is this near or, near a "U" shape, is this four floor thing near a "U" shape?

#01: That's correct. It's a...square in the middle of a "C".

#66: Okay. More northeast, go more northeast.

#01:Got a much larger building,....perfectly square,....it's designed of..tall, implement like objects on roof.See lots of windows.

#66: Okay. More northeast.

#01:See a just a rectangular building,..kind of an "I" shape design at the ends.

~~SECRET~~

~~SECRET~~

#66: Okay. From the roof of this building, face directly north, describe 100 meters away, from this building, face directly north.

#01:Just get impressions of..moon shapes, half circles,..mass of wire.

#66: Okay. Now face directly south.

#01:Large square, a black area,..fence, trees,..little buildings.

#66: Okay. We are not yet to the area we want to be. Let's go overhead 500 feet and there is a roadway that runs along the eastern edge of the compound.

#01:Okay.

#66: Okay. Now we want the first building just inside the northeast corner of the compound, the building just inside the northeast corner.

#01:Okay. Rectangle,..seems to have..some ground shapes next to it.

#66: Okay.

#01: ..Bunkers,..see concrete holes.

#66: Okay. Now let's verify the building location here first. From the building, face north and describe.

#01:See a..more buildings and rail yard of some kind.

#66: All right. Now from the building, face south and describe.

#01:Compound of rectangular buildings just going away in the curve from straight south to east, southeast,..apparently large buildings like barracks.

#66: Okay.

#01:See pole shapes in that area as well.

#66: Okay.

#01:Keep getting a red overlay for some reason.

~~SECRET~~

~~SECRET~~

#66: Describe at the base of the pole shapes.

#01:See squares, metallic squares.

#66: 100 yards to the north of the pole shapes.

#01: ...See square building.

#66: Okay describe interior of building.

#01:See, got a...bays...with..high ceilings,..see counters and a..tools, implements ...feel like I'm in a maintenance stuff a...flash of white rooms,...second floor.

#66: Describe.

#01:It's like a....everything is white,..two beds in each room,..screens, lots of screens. ...Much like a dormitory.

#66: Okay. Take a moment now to explore this area in depth beyond the confines of my questions.

#01:Ah.....Feel ah strange here.....See...see people that are...not right. Everybody wearing wires. ...They're a....it's like they're not a...tuned right.

#66: Stop. Move into a REBAL situation and continue.

#01:They're a..natures are altered..and not in control. ...See lots of drug use,....some...manipulation, brain, mind,..interfacedon't feel good here.

#66: REBAL. Remember your REBAL and continue to explore.

#01:See a center room, empty table,..target..three, four are focused..on this target.I feel...lots of energy,..but it's not really controlled, it's out of control. ...Diluting the power of the energy.This is a....psychic warfare lab,...PK.

#66: Break that out.

#01: I see minds targeted at objects,..channeled....sleep like conditions but ...a..drug,..drug induced.

~~SECRET~~

~~SECRET~~

Approved For Release 2000/08/08 : CIA-RDP96-00788R001900240003-4

...That's all I get. I'm having a lot of trouble staying with this.

#66: I can hear from the sound of the voice, you've broken from the site.

#01: Yes, I'm outside the building and I'm..very far away from it.

#66: All right. Let's end here and be able to draw your orientation building for me.

Approved For Release 2000/08/08 : CIA-RDP96-00788R001900240003-4

~~SECRET~~

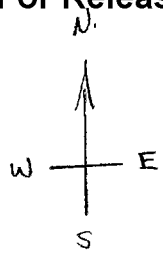
~~SECRET~~

DRAWING EXPLANATION


- #01: Page 1 is the general overview of how I perceived the compound with the target building. I drew in some of the pole objects which may or may not be exactly correct. All I know is that there are these pole objects all over the place, barracks type buildings and whatnot. I perceived the target building to being an exact perfect square during the session, but I've drawn it as a little bit more rectangle, cause I think its probably just not quite exactly square. Although to the eye it might be. And the north, south road by it runs off to a curve.
- #01: Page 2 is a mental impression of the target room verses the three focusing rooms.
- #66: Now if I understand right, this is in the upstairs of the building.
- #01: This is in the upstairs area of the building. The lower area of the building were maintenance type areas, maintenance, I just saw like work tables with tools and things laying around, you know, equipment, test equipment, that kind of stuff, all maintenance type equipment.
- #66: Okay.
- #01: Everything was white on this floor, grotesquely everything was white. And this is just kind of a imagery of this focusing from the three rooms into the target room, to a table, to a point of focus.
- #01: Point of focus being Page 3, the target room, which was very simplistically was a table with like a chunk of a cylinder sitting there with a flap open on the side. It was full of wires and stuff. It had an umbilical cord coming off the side and running down like a, you know like just a wound band of cables. It went out of the room, went away from the room. And the rest of this room was just perfectly clean and white. And I had a sensation that the cylinder wasn't complete. You could see in both ends as well. It was like a holder of some kind. And that's it as far as the drawings.
- #66: Okay.

~~SECRET~~

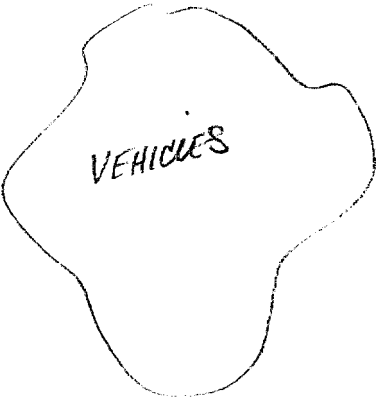
~~SECRET~~



MORE BUILDINGS



TARGET BUILDING



VEHICLES



POLE OBJECTS

FOREST



MANY BUILDINGS

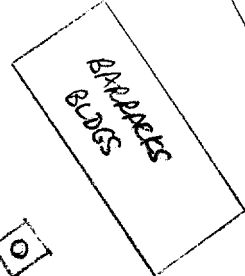
NORTH SOUTH ROAD

MORE BUILDINGS
HERE!

MANY POLE
OBJECTS



BARRELS
BLDGS.



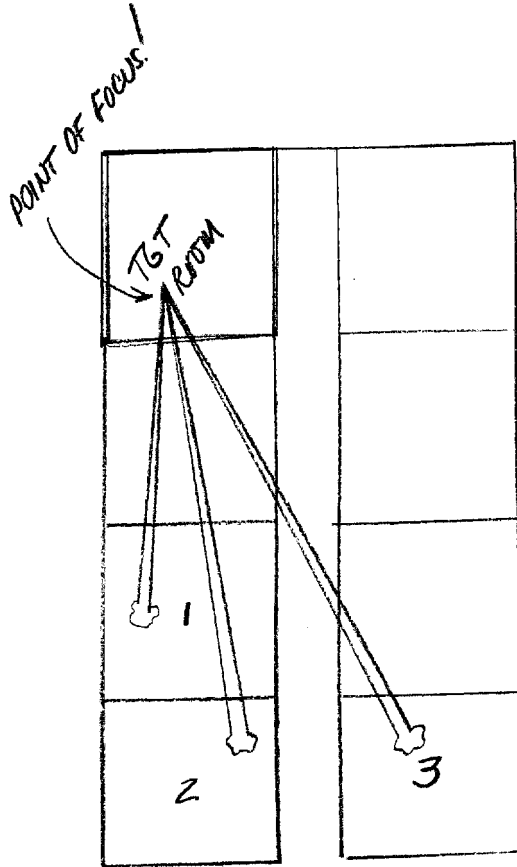
BARRELS
BLDGS.



POLE
OBJECT

~~SECRET~~

~~SECRET~~

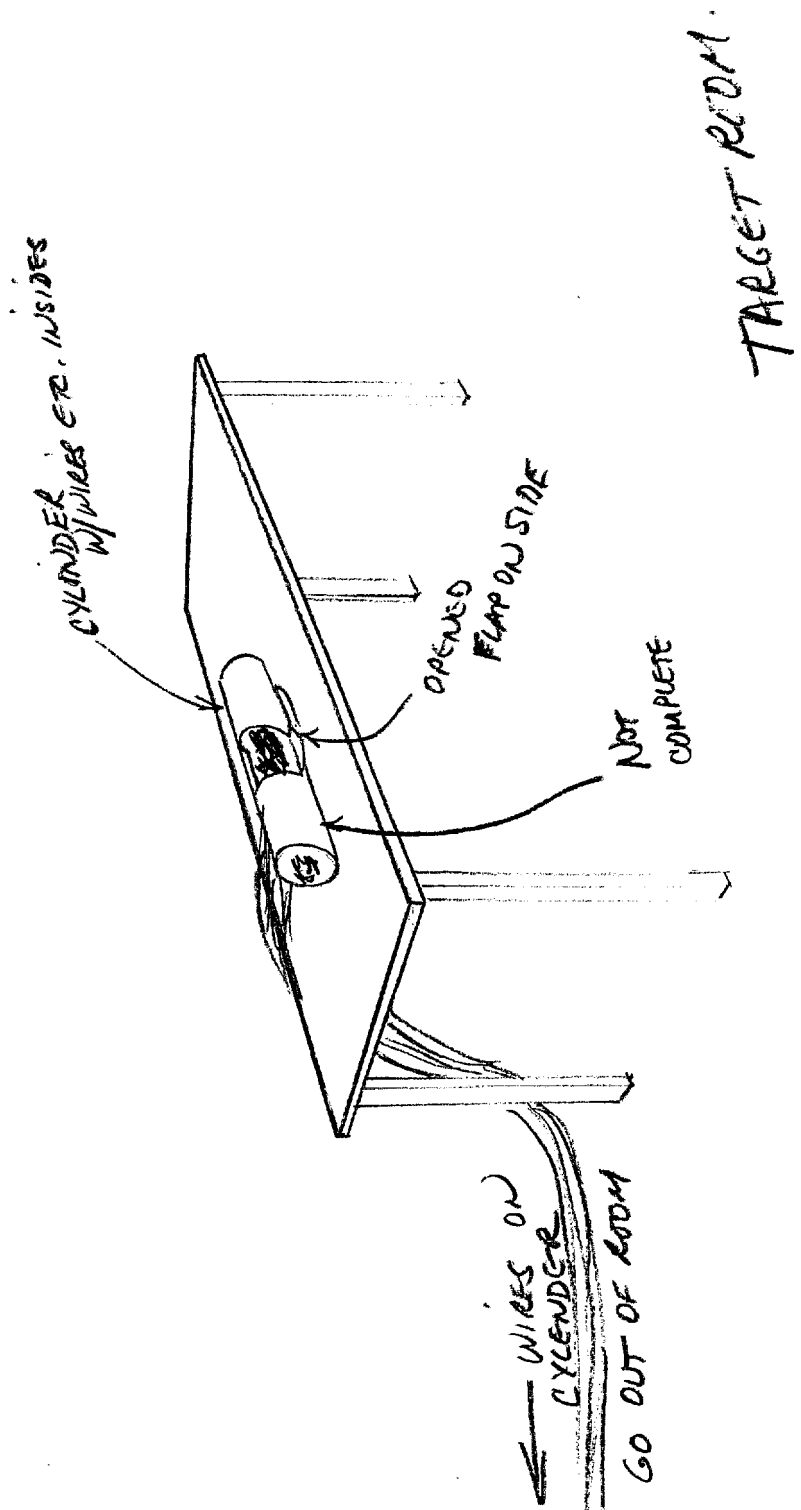


MENTAL
IMAGERY
OF FOCUSED POWER
TO TGT SITTING ON
DESK/TABLE WITHIN
TARGET ROOM AREA.
(PK EXPERIMENT)

~~SECRET~~

~~SECRET~~

(3)



~~SECRET~~

~~SECRET~~

AGENT REPORT

For use of this form, see FM 30-17(C); AR 381-20; the proponent agency is the Office of the Assistant Chief of Staff for Intelligence.

1. NAME OF SUBJECT OR TITLE OF INCIDENT

SG1B

[REDACTED]

2. DATE SUBMITTED

3. CONTROL SYMBOL OR FILE NUMBER

HU-1035/8306/01

4. REPORT OF FINDINGS

On 30 August 1983, Source HU-01 was interviewed concerning the activities within an unidentified building. Source stated substantially as follows:

The building was an almost perfectly square structure in the northeast of a compound which contained many buildings of different sizes and shapes (see drawing 1). Inside the lower floor of the building were maintenance type areas with work tables, tools, test equipment, and assorted maintenance equipment (not further identified). On the second floor were white rooms. "Everything was white on this floor; grotesquely, everything was white." They were dormitory like rooms with two beds, possibly separated by screens, in each room. Personnel in these rooms were in a drug induced sleep like state and were wearing wires (not further identified). Personnel in these dormitory like white rooms appeared to focus their minds on a target which was like a cylinder (not further identified) on a table in a "center room" (see drawings 2 and 3). This focus of mental energy, however, appeared to be out of control or diluted (not further identified). Activity in this area involved psychic warfare and psychokinesis (not further identified).

No further amplifying information concerning SUBJECT was obtained from Source during this interview.

Attached hereto as EXHIBIT I are drawings provided by Source.

WARNING NOTICE: SENSITIVE INTELLIGENCE SOURCES AND METHODS INVOLVED

CLASSIFIED BY: CDR, INSCOM
DECL ON: OADR

NOT RELEASABLE TO FOREIGN NATIONALS

5. TYPED NAME AND ORGANIZATION OF SPECIAL AGENT

6. SIGNATURE OF SPECIAL AGENT

DA

FORM 341
1 APR 57

REPLACES WD AGO FORM 341, 1 JUN 47, WHICH MAY BE USED

U.S. Government Printing Office: 1982-361-646/0226

~~SECRET~~

INCL 3

~~SECRET~~

US ARMY
INTELLIGENCE AND SECURITY
COMMAND




EXHIBIT
COVER SHEET

SUBJECT: SG1B
[REDACTED]

FILE NUMBER: HU-1035/8306/01

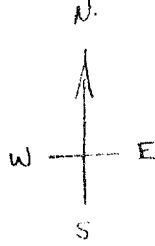
PREPARING UNIT:
AGENT REPORT DATED:
DESCRIPTION: drawings

NOT RELEASABLE TO FOREIGN NATIONALS

~~SECRET~~

REGRADED UNCLASSIFIED
WHEN SEPARATED FROM
CLASSIFIED INFORMATION

~~SECRET~~



MORE BUILDINGS



TARGET BUILDING




POLL OBJECTS

MANY BUILDINGS


NORTH SOUTH ROAD

FOREST

MANY POLL OBJECTS



GARAGE BLDGS



EMBRACE BLDGS

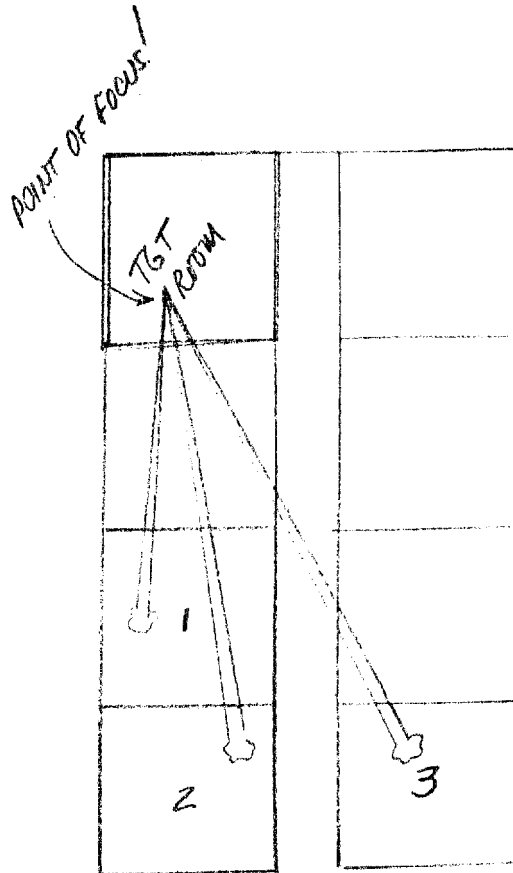


POLL OBJECT

MORE BUILDINGS HERE!

~~SECRET~~

~~SECRET~~

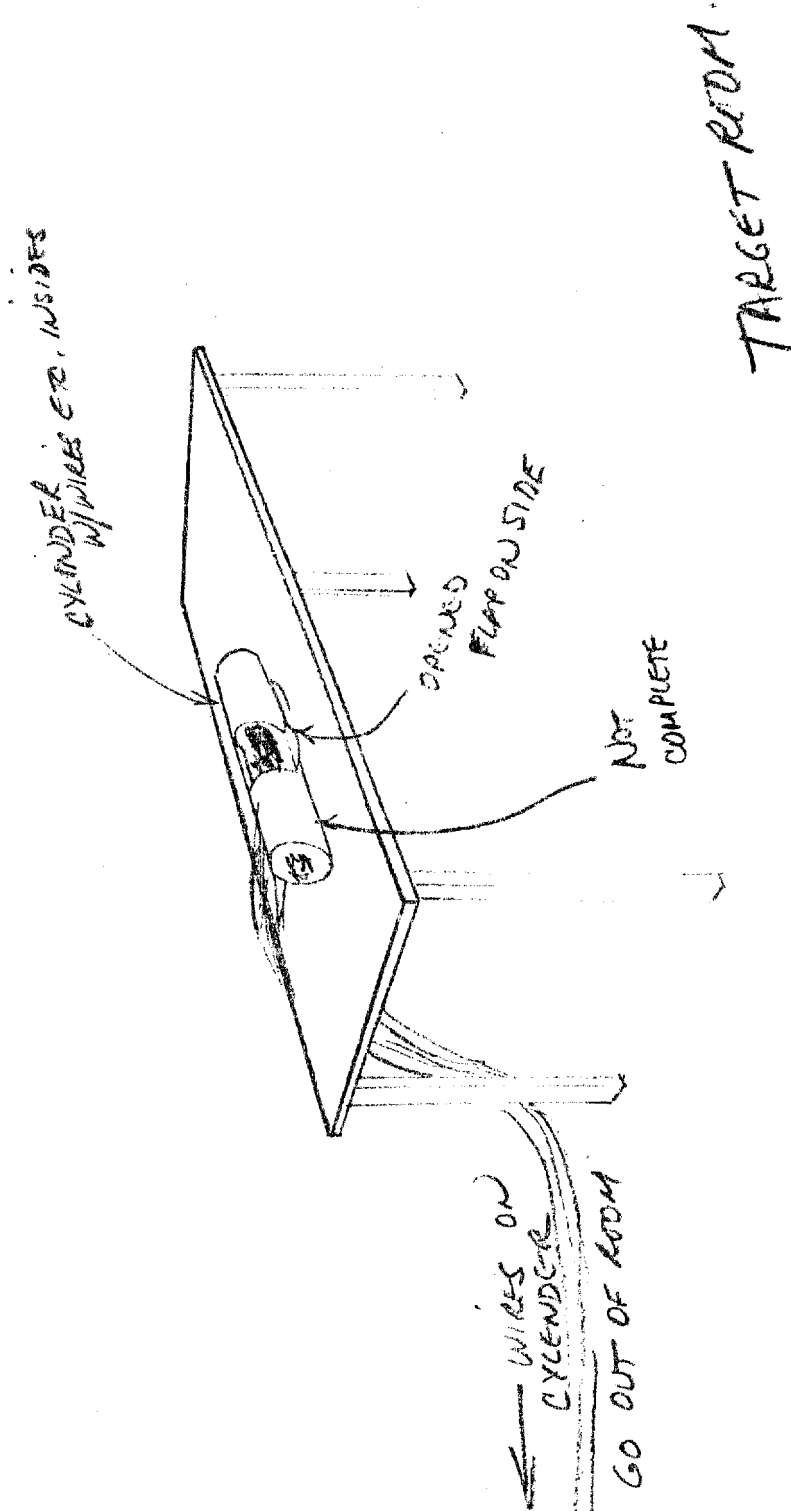


MENTAL
IMAGERY
OF FOCUSED POWER
TO TGT SITTING ON
DESK/TABLE WITHIN
TARGET ROOM AREA.
(PK EXPERIMENT)

~~SECRET~~

~~SECRET~~

(3)



~~SECRET~~