

IAGPA-F-SD

23 May 1983

MEMORANDUM FOR RECORD

SUBJECT: CENTER LANE Interview Summary - CL-1016/8305/01 (U)

1. (S/CL-3/NOFORN) On 100900 May 1983, Source #01 was interviewed by #66 concerning the activities within an unidentified structure. The project 8305 sponsor provided a photograph of the structure (see Incl 1).
2. (S/CL-3/NOFORN) For this interview source was shown the photograph provided by the sponsor. Source was asked to focus his attention on the structure in the photograph and describe the activities in the interior area. No further identifying information was provided to source as the collection plan called for the use of this information as "feedback" and cuing material for possible subsequent interviews.
3. (U) A transcript of the interview was prepared including a narrative explanation of the drawings which source provided (see Incl 2).
4. (U) A DA Form 341 (Agent Report) was prepared for the sponsor. This report related the salient points of the interview. Attached as an exhibit to the Agent Report was a copy of source's drawings (see Incl 3).

3 Incl
as

Frederick H. Atwater

FREDERICK H. ATWATER
CPT, MI
OPS/TNG Officer

CLASSIFIED BY: MSG, DAMI-ISH
DTG: 051630ZJUL78
DECL: Originating Agency's
Determination Required

SECRET

SG1B

Approved For Release 2000/08/08 : CIA-RDP96-00788R001900160001-5

Approved For Release 2000/08/08 : CIA-RDP96-00788R001900160001-5

~~SECRET~~

TRANSCRIPT

#66: This will be a CENTER LANE Interview for 0900 hours 10 May 1983. Focus your attention on the building in the photograph I've shown you, in present time 10 May '83. Describe the activity in the interior area to me.

#01:Like a....like a storage.....See rows of... white oblong shapes,.. gray....They're taller than a..person on the side.....Opened...area where there's...they're being taken apart.People are trucking around inside...Seems they're moving on big..carriers..carts....Someone painting with a spray gun....spraying black paint.

#66: Explore through the building.

#01:It's a..one building is higher. ..It's where they're.. constructing these..things and...see engines, parts of engines...Shelves are open... large rockets..on these carriers. ..Saw an assembly line, but it's slow..very slow.

#66: Okay. Where are the tubular shaped objects in the building area, the large building divided up in areas?

#01: ..They're on a carrier and they're rolled in a large "U" pattern..through the main building and go to the..other building. They're lined horizontal..and they're moved horizontal...They do....wires and things there.....See..a large truck entrance or carrier entrance..by this, the shorter building...overhead cranes and lifting equipment.. ...Tubular objects are large,..very large.

#66: Break that out.

#01: Seeing one is laying on its side and there's a man standing next to it. It's taller than he is...Ah, perhaps 60 feet long...Some kind of balls or round things...inside this...see round holes..round openings...Having a difficult time with the..difference of the tubular objects and the machinery. Seems to be mixed, one in the same.

#66: All right.

NOT RELEASABLE TO FOREIGN NATIONALS

CENTER LANE

~~SECRET~~

Incl 2

~~SECRET~~

#01: Big machines.

#66: Look at the layouts from overhead in dollhouse view so that you might draw it for me and describe.

#01:See rows of squares,..something square.
...Getting feelings of intense heat..it's in the first building.

#66: All right.

#01: Large...large machines,..something to do with round holes

#66: Break that out.

#01: These machines are..blocked inside are round holes and they're polishing..cutting..ah..smoothing.

#66: Okay.....Review the two buildings, review them and describe in your own words the activity, the purpose of this building, what happens here, in a total perspective.

#01: ..Get an impression of refurbishing or tearing something apart and rebuilding it,..assembly line type activity..something stripped and then redone,..rebuilt..into something different. ..Ah, it's only part..get a....get a sense of something of something that doesn't have anything to do with machinery..More of a,..more of a...a..mixing something or...something live...chemicals...

#66: Break that out.

#01; ...See a...see tables with containers that..are metal and there's something mixed and put in the containers...But it's not inert, it's something active,..something chemically active.

#66: All right.

#01: Like a...place that loads CBR equipment or something. But it's only part of one of the buildings. ...That's all I get.

#66: Okay. Take a moment to review the perceptions of the building in its dollhouse format and what goes

NOT RELEASABLE TO FOREIGN NATIONALS

CENTER LANE

~~SECRET~~

on in the different areas and your concept of tubular objects, your concept of rebuilding something, your concept of active chemicals in someway. Take a moment now to review these and explore the target beyond the confines of my questions. Do this now.

#01:Get a...impression like a..it's some kind of armament.....Trying to figure out what kind and I get these...oblongs, these..tubular things....Carts with little wheels...That's all I get.

#66: Okay. Let's draw the perceptions you've had then.

NOT RELEASABLE TO FOREIGN DISSEM

CENTER LANE

3
~~SECRET~~

~~SECRET~~

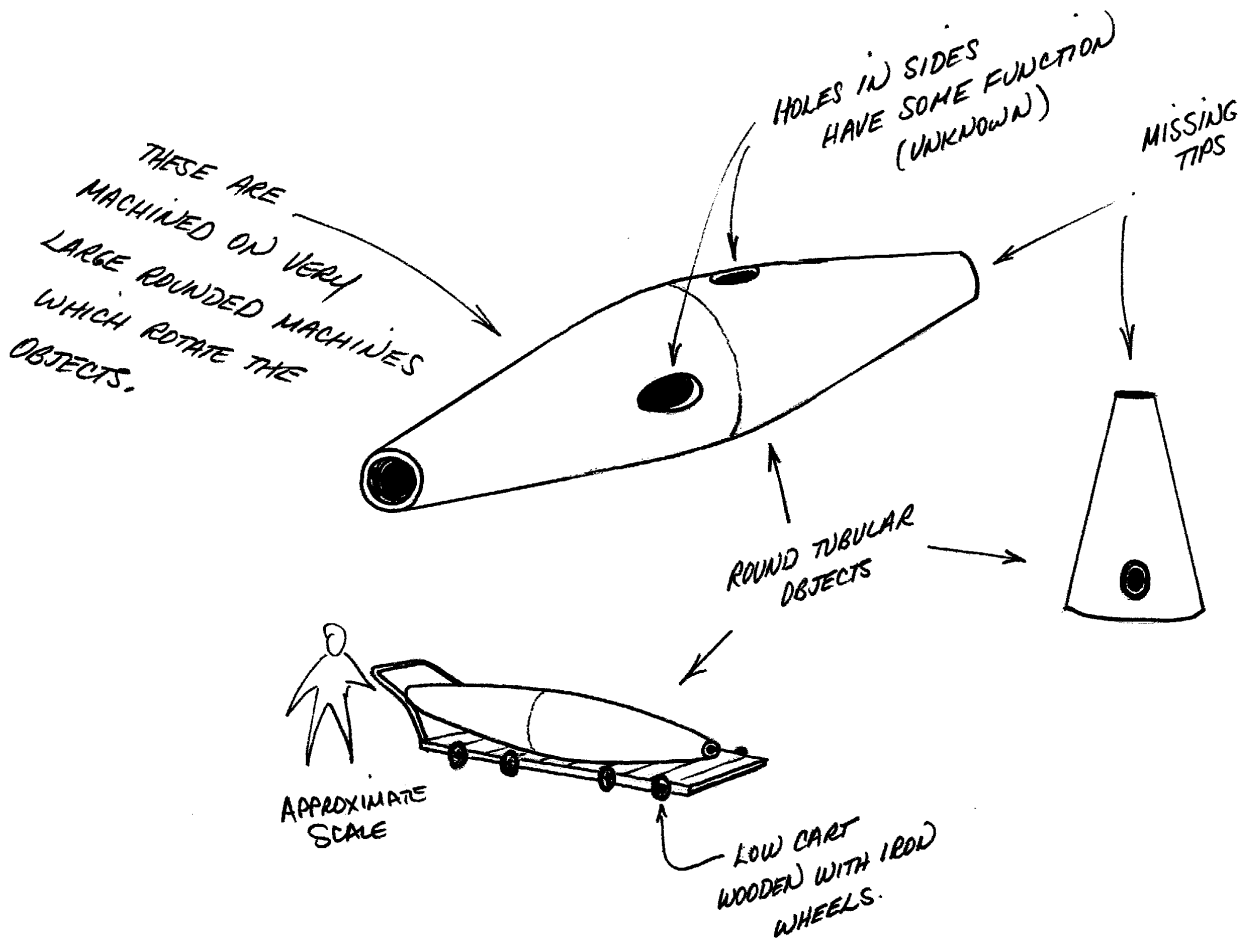
DRAWING EXPLANATION

- #01: Okay, Page #1 is a drawing of these objects. I wrote in, drew in a little picture of a man to give approximate scale. They're about bomb size, I guess.
- #01: Page #2 is a way out of the two buildings, side by side. They're all kind of like one roof. And I labeled the different areas. The one area looks like a series of very small rooms, all the appropriate labelings there. And to this I would add that the general flavor of this entire complex area seems to be like a..a..a remanufacture of something previously manufactured or retrofit. There's a feeling or taste for armament here, not armor, but armament. Then I get like an activity that has a feel of CBR to it, some kind of chemical or biologic type mixing or something. During this the session I mention rockets and I think what I was doing is I was mixing these bomb objects with the actual machines, that are machines. I was getting an impression of these huge round sections of machines with engines and all this kind of thing and I was creating rockets out of that, but that's not what it is. What it is, is in the beginning of the remanufacture process they insert these objects into these big machines that are really huge. And the machines grind them and polish and turn and pass them on rollers from one machine to the next. There's very little human contact once these objects are stuck in the end of the manufacture line and they come out the other side. That's essentially it.
- #66: Okay. Anything else you want to add?
- #01: No, that's all.

NOT RELEASABLE TO FOREIGN NATIONALS

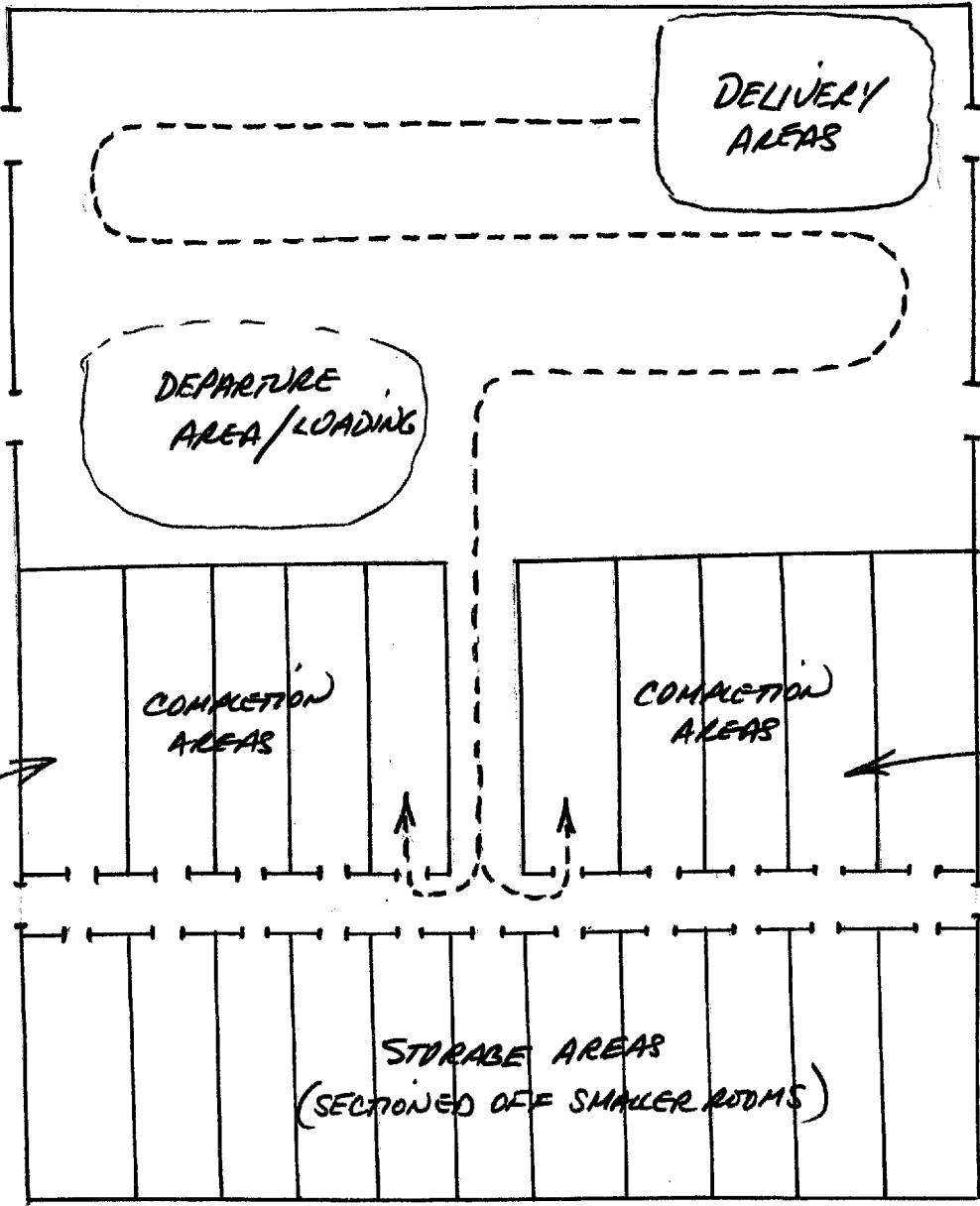
CENTER LANE

~~SECRET~~



(2)

MANUFACTURING/MODIFICATION
AREA IS ALL OPEN
LOTS OF LARGE
MACHINES.



"CHEMICAL"
OR
"CBR"
FEELING
(MIXING OR
ACTIVITY)

SOME FORM
OF SMALLER
TYPE ROOMS

AGENT REPORT

For use of this form, see FM 30-17(C); AR 381-20; the proponent agency is the Office of the Assistant Chief of Staff for Intelligence.

1. NAME OF SUBJECT OR TITLE OF INCIDENT UNIDENTIFIED BUILDING	2. DATE SUBMITTED 3. CONTROL SYMBOL OR FILE NUMBER CL-1016/8305/01
4. REPORT OF FINDINGS On 10 May 1983, Source CL-01 was interviewed concerning the activities within an unidentified structure. Source stated substantially as follows: This structure consisted of two buildings under one roof. The "main" building (not further identified) was described as being higher and having overhead cranes, lifting equipment, very large machines which were taller than a man and approximately 60 feet long, generally round and/or cylindrical, and an assembly line. This assembly line led to the second building (not further identified) which was subdivided as shown in Source's drawing (see drawing 2). Source stated that "round tubular objects" (not further identified), illustrated in Source's drawing (see drawing 1), were constructed, refurbished, or rebuilt at this location. The beginning of the "remanufacture process" involved inserting the tubular objects into the large machines in the "main" building. Source described the activity within the large machines as polishing, cutting, grinding, and smoothing round holes in the tubular objects. This process involved passing the tubular objects on rollers from one machine to the next (numbers of machines and descriptions not reported). Source stated that there was very little human contact with the tubular objects once they were "stuck in the end of the manufacture line" until they came out the other side (not further identified). Source reported a feeling of intense heat (not further identified) within the "main" building. Source also reported someone (not further identified) spray painting black paint in this area (not further identified). Source was unable to provide a detailed description of the activities of the second building. Source did report, however, a somewhat different type of activity in one part of WARNING NOTICE: SENSITIVE INTELLIGENCE SOURCES AND METHODS INVOLVED NOT RELEASABLE TO FOREIGN NATIONALS CLASSIFIED BY: MSG, DAMI-ISH DTG: 051630ZJUL78 DECL: Originating Agency's Determination Required (continued)	
5. TYPED NAME AND ORGANIZATION OF SPECIAL AGENT	6. SIGNATURE OF SPECIAL AGENT

INCL 3

AGENT REPORT

For use of this form, see FM 30-17(C); AR 381-20; the proponent agency is the Office of the Assistant Chief of Staff for Intelligence.

<p>1. NAME OF SUBJECT OR TITLE OF INCIDENT</p> <p>UNIDENTIFIED BUILDING</p>	<p>2. DATE SUBMITTED</p> <p>3. CONTROL SYMBOL OR FILE NUMBER</p> <p>CL-1016/8305/01</p>
<p>4. REPORT OF FINDINGS</p> <p>the building (not further identified). Source described a mixing of "something live," "something active," or "something chemically active" in this area. This mixture was then put in metal containers (not further identified). Source summarized by stating that this looked "like a place that loads CBR equipment or something."</p> <p>Source concluded his description of this unidentified structure by stating that this was a place for the remanufacture or retrofit of "some kind of armament" and that there was another activity, perhaps CBR related, here involving "chemical or biologic type mixing."</p> <p>No further amplifying information concerning the unidentified structure was obtained from Source during this interview.</p> <p>Attached hereto as EXHIBIT I are drawings provided by Source.</p> <p>AGENT'S NOTES: Source's description of the manufacturing machines and objects being manufactured was confused and limited by his inability to separate the objects from the machines during processing. A great deal of complicated activity was involved wherein the separate identity of the object became lost within the mechanical maze of these large machines.</p>	
<p>5. TYPED NAME AND ORGANIZATION OF SPECIAL AGENT</p>	<p>6. SIGNATURE OF SPECIAL AGENT</p>

US ARMY
INTELLIGENCE AND SECURITY
COMMAND




EXHIBIT
COVER SHEET

SUBJECT: UNIDENTIFIED BUILDING

FILE NUMBER: CL-1016/8305/01

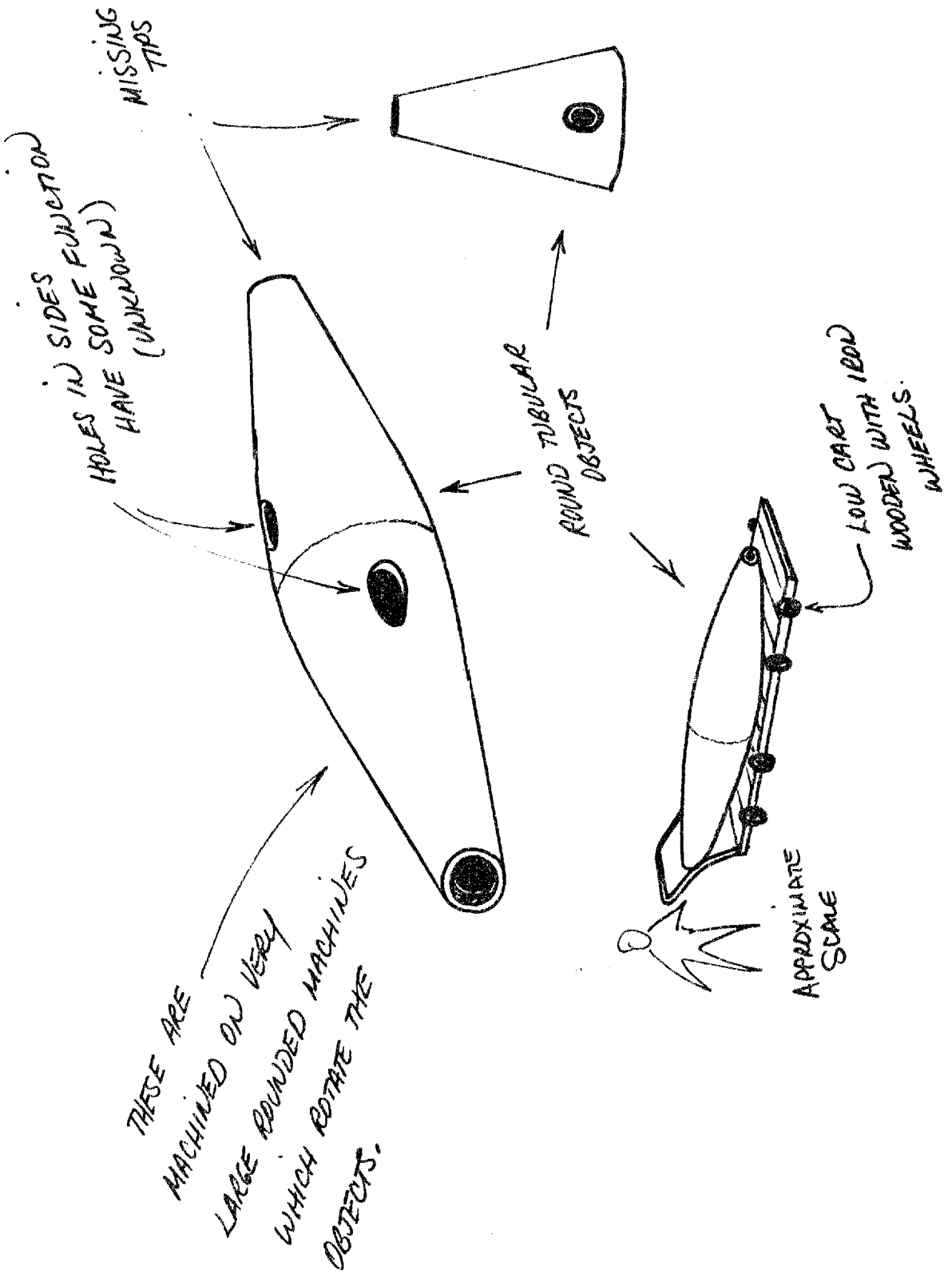
PREPARING UNIT:

AGENT REPORT DATED:

DESCRIPTION: Drawings

~~SECRET~~

1

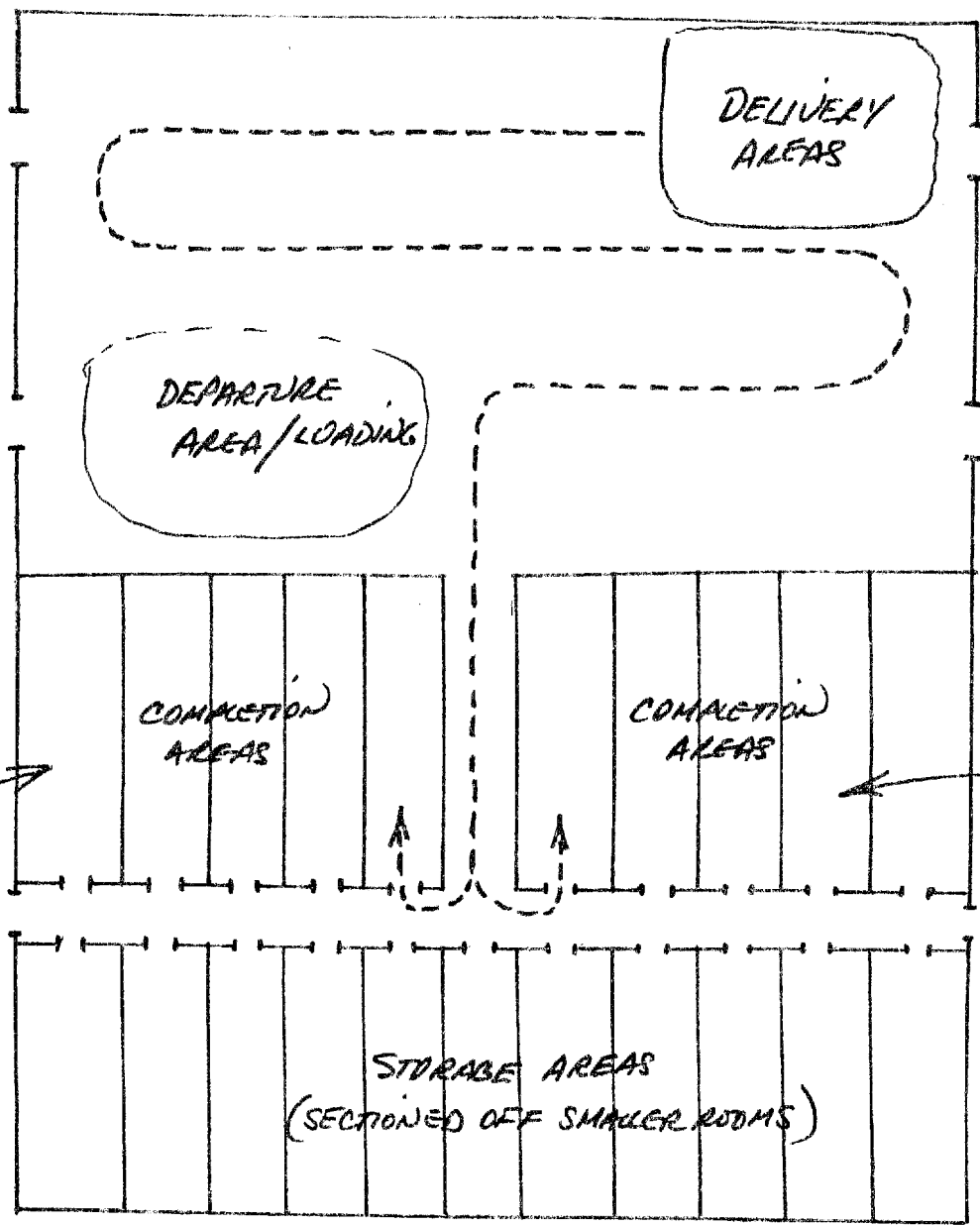


~~SECRET~~

~~SECRET~~

①

MANUFACTURING/MODIFICATION
AREA IS ALL OPEN
LOTS OF LARGE
MACHINES.



"CHEMICAL"
OR
"CBR"
FEELING
(MIXING OR
ACTIVITY)

SOME FORM
OF SMALLER
TYPE ROOMS

~~SECRET~~