

~~SECRET~~

IAGPA-F-SD

20 April 1983

MEMORANDUM FOR RECORD

SUBJECT: CENTER LANE Interview Summary - CL-1006/8305/01 (U)

1. (S/NOFORN) On 140900 April 1983, source #01 was interviewed by #66 in an attempt to determine the location of a specific item during the time window 15 - 18 April 1983. Source was questioned concerning an area designated by the project 8305 sponsor as being a suspected location for the specific item. The project 8305 sponsor had provided the geographic coordinate of the suspected location (see Incl 1).

(S/CL-3/NOFORN)

2. (S/CL-3/NOFORN) For this interview source was provided the geographic coordinate of the suspected location and asked to focus his attention on the area on the time period 15 - 18 April 1983. Source was not told what specific item was suspected to be at this location or given any other data. The collection plan called for the use of all other information available as "feedback" and cuing material for possible subsequent interviews.

3. (U) A transcript of the interview was prepared including a narrative explanation of the drawings which source provided (see Incl 2).

4. (U) A DA Form 341 (Agent Report) was prepared for the sponsor. This report related the salient points of the interview. Attached as an exhibit to the Agent Report was a copy of source's drawings (see Incl 3).

3 Incl  
as

*Frederick H. Atwater*  
FREDERICK H. ATWATER  
CPT, MI  
OPS/TNG Officer

CLASSIFIED BY: MSG, DAMI-ISH  
DTG: 051630ZJUL78  
DECL: Originating Agency's  
Determination Required

NOT RELEASABLE TO FOREIGN NATIONALS

~~SECRET~~

Project 8305 suspect location:

SG1B



~~SECRET~~

TRANSCRIPT

#66: This will be a CENTER LANE Interview for 0900 hours 14 April 1983. Concentrate now, concentrate and focus on the area

SG1B 

Move through space in present time to this area. Move your awareness, your attention, your focus to this place at present time and describe it to me.

#01: .....The...it's like an industrial area of a city, see many big buildings, flat roof tops, access roads, rail lines, fences, southeast side of a city....See a...plant, large plant area that's..wired off from the rest, its own fences. It's got a..inside criss-cross the road. Foundry stacks...have tall stacks.....Tall square buildings.....Saw a harbor too, I think. No. I saw a..those are loading ramps...long narrow loading ramps.....

#66: Describe this to me, these loading ramps.

#01: Hmm..it's straight. There're a...coming off the end of..a raised area. Got some kind of ramp going up the side...Long and narrow and there's..a narrow road running parallel.

#66: Okay. Move up and look down so you can just see the whole thing.

#01: Get an impression of a..another rail yard, but a..some ramps that go up parallel to the tracks, some kind of flat roofed warehouse buildings to the rear, parking lot shaped like a triangle, angular shape....Ah..see armored vehicles with tarps, wrapped in canvas.

#66: All right. Staying here, focusing here where you are, where is the harbor from here?

#01: ....Almost due north, ah..two kilometers, two thousand meters, a little bit and more west than north. Comes in..a bowl shape from the north.

NOT RELEASABLE TO FOREIGN NATIONALS

**CENTER LANE**

~~SECRET~~

~~SECRET~~

- #66: Okay. Now to the, I believe you called it a warehouse area, tell me more about this.
- #01: Part of a..some kind of plant. See a....assembly areas, ..rows of material..... It's a place that builds a..builds these armored things wrapped in canvas.
- #66: Tell me about these things wrapped in canvas.
- #01: Just a minute.....These are like the tanks yesterday.
- #66: I'm sorry, I didn't understand.
- #01: These are like the tanks yesterday, not only their turrets are turned backwards, the barrels are flattened.....These are a..heavy tanks.
- #66: Okay. Move now from this area to the harbor area,...and focus now on the area pinpointed by the coordinates I have provided.
- #01: ...I just see a...square black top inside a fence that's empty.
- #66: All right. Hold your focus now in this general area, hold your focus in this general area and prepare for time movement.....Move now to broaden your time window to include 15 to 18 April in the target area, 15 to 18 April and describe your perceptions to me.
- #01: ....Upper left corner of my view, trains going by..backing in and out...This blacktop area is bare, there's nothing, nothing there.....See these trains backing in and pulling out, upper left diagonal. Big building...left has got a...a ramp that goes to a ..a ramp goes to the ...to the ship. I don't see anything happening in the parking area.
- #66: Okay, let's look over this building and the ramp and the ship.
- #01: See a..a ramp goes from west, northwest, parallel to the rails terminate..these armored tanks are..driven down the ramp..straight on to the ship.
- #66: Describe armor.

~~SECRET~~

~~SECRET~~

~~SECRET~~

#01: Same as before, the large tanks.

#66: All right. In this group of armor, we are looking for something special, something different. Examine very carefully to see if there are items that are different from the others. Explore the inventory.

#01: ....See three are different.

#66: Describe.

#01: Just a minute.

#66: I will wait.

#01: .....There're lower, have heavy plate on the sides. The end of the turret is narrower. Seems to be more squared....it's more of a protruding "V" in the front..and a plate under it.....And the turret is farther back from the center. Seems to be lighter, looks lighter, but it's stronger.....

#66: Describe this scene as you discovered these three different objects.

#01: They are brought from inside the building and loaded on the ship. They're like stored there and they are loaded on the ship, like the others.

#66: The others also came from the building?

#01: No. Others came from the train...

#66: Describe ship.

#01: Front nose lifts up..as a ramp..Ship looks like a...medium size cargo vessel. Dominant color is light blue. It's got deck cargo space, as well.

#66: Describe position on ship, storage of items.

#01: On the last, last deck down, just rear of center line.....seems to be more things on the ship than armor.

#66: Describe.

#01: ...See pallets with..a...many things like..a..repair parts equipments, inventory of..engine apparatus, generators.....many kinds of..war type equipment..general supply ship..feeling.

~~SECRET~~

CENTER LINE

~~SECRET~~

#66: Break out war type equipment.

#01: .....Crates of ammunition, shells, large caliber,..a  
..submachine guns..explosives, rocket  
launchers....it's across the board arms shipment.  
Seems like there's, just a minute.....Impression  
of..mostly light arms,..mixed with a..heavies..some  
cannons, towable cannons.

#66: All right....Now remembering very carefully,  
remembering the time window of 15 to 18 April, the  
time window from 15 to 18 April, go deeper now, go  
deeper into the problem, deeper beyond the limiting  
confines of my questions, deeper still and explore.

#01: .....Get an impression that's probably  
overlay. Get an impression of a direct assault on  
this ship,..within the site of...beach that's got  
much green...some kind of slow moving..fighter  
aircraft and smaller patrol boat type..boats. I  
can't tell if it's overlay, I get a feeling like  
it's...more thought than real.

#66: All right.

#01: ...Very far away feeling when I get that. Guess not  
a complete picture.....That's all I got.

#66: Okay. Remembering the perceptions you have had so  
that you may draw for me accurately and completely,  
let's now prepare to draw.

~~SECRET~~

CENTER LANE

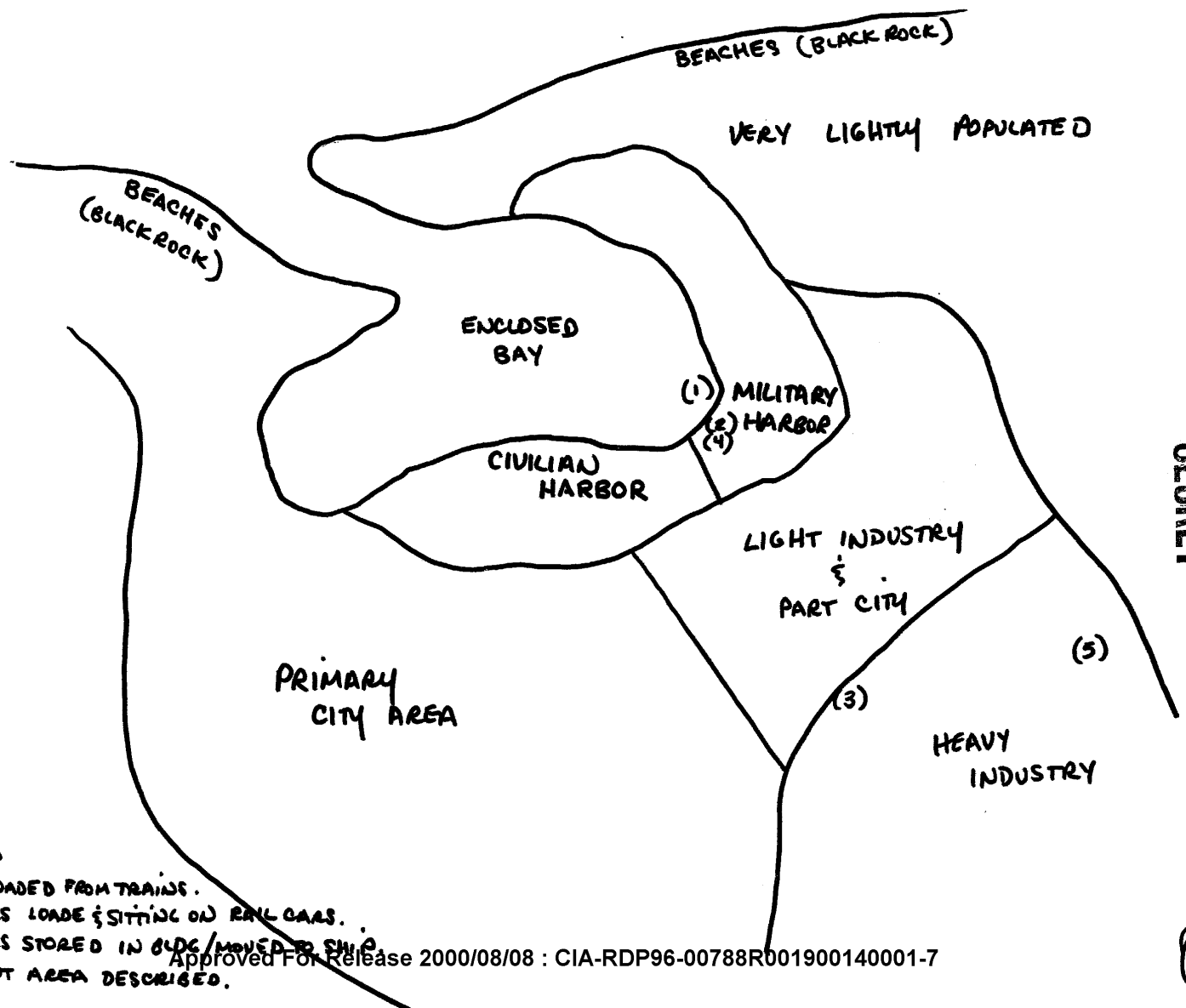
~~SECRET~~

DRAWING EXPLANATION

- #01: Okay, my drawings are page #1 which is a general overlay of the entire area, the harbor, the industry and the city, beaches.
- #01: Page 2 is a more detailed drawing of the harbor area which is missing some detail, but gives the general layout of where the ship is actually located and where the heavy tanks arrive from and where the ones came from that were different. And specifies location of those three different tanks in the hole of the ship. That's only view of the ship I could do.
- #66: Okay. I'd like to interrupt you for a minute. Is this ship made up of multiple decks?
- #01: Absolutely. There's other decks. The things that are being loaded into the ship, are being loaded into the lower deck, next deck up from the bilge. And those incidentally are stored just forward in the engine room.
- #01: Page #3 is a artistic rendering of this different kind of tank and it conceptually presents the ideas of the differences between these three tanks and the normal heavy tanks that are being loaded, arriving and are being loaded on the ship. I wish I could do this better. But I'm just getting a concept of this tank, the differences and that's essentially it.
- #66: Okay.

CENTER LANE

~~SECRET~~



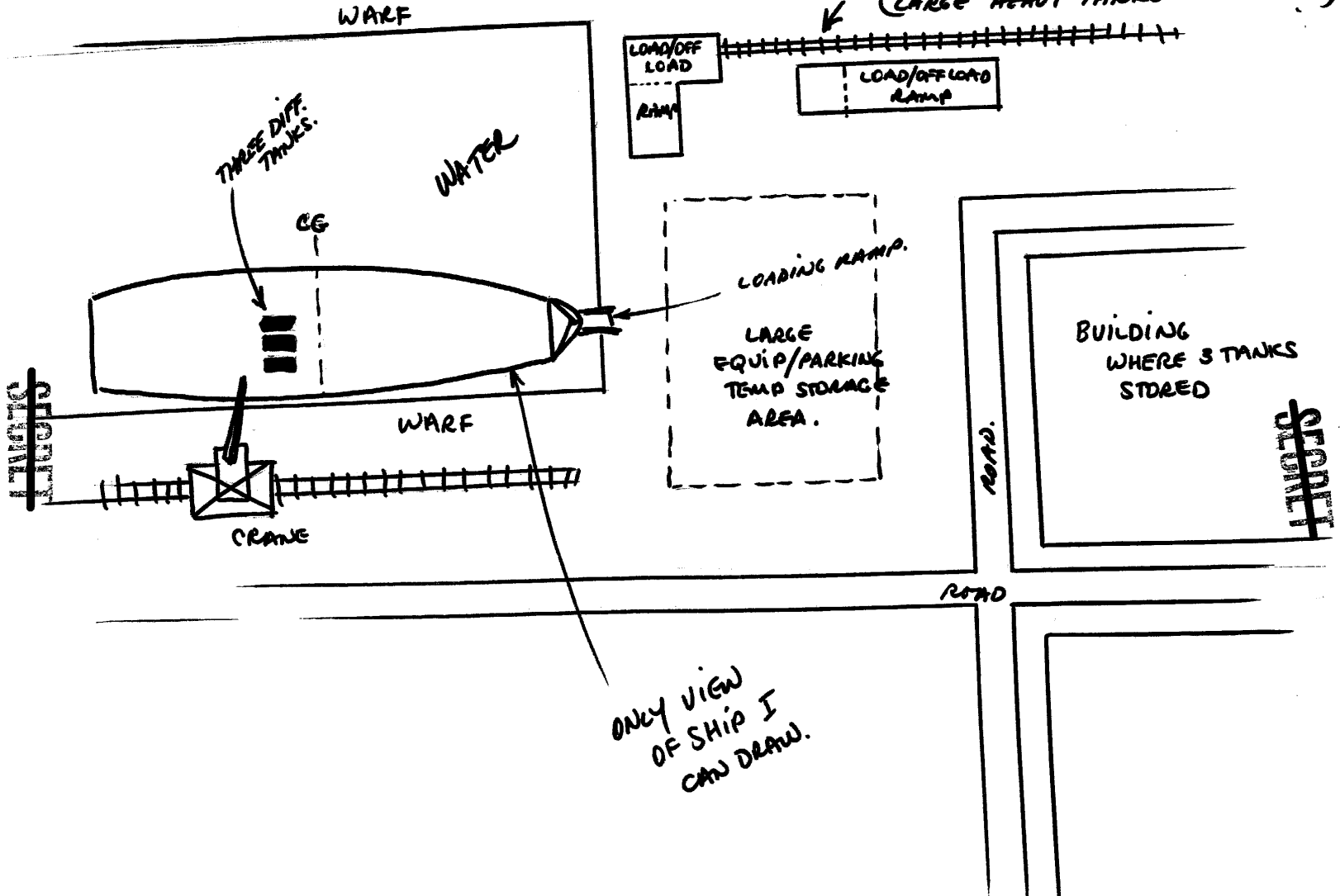
~~SECRET~~

~~SECRET~~

- (1) - SHIP
- (2) - OFFLOADED FROM TRAINS.
- (3) - TANKS LOADED & SITTING ON RAIL CARS.
- (4) - TANKS STORED IN BLDG / MOVED TO SHIP
- (5) - PLANT AREA DESCRIBED.



(LARGE HEAVY TANKS ARRIVE HERE)

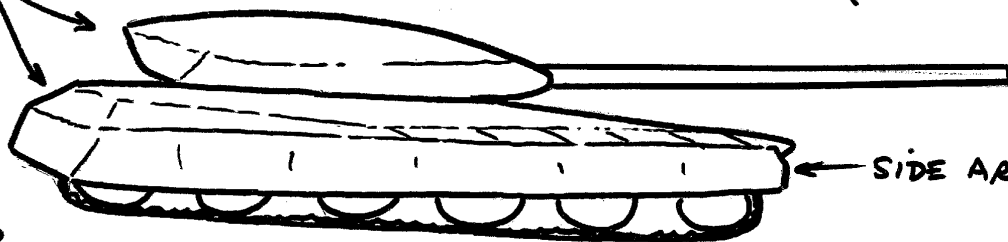


SEEMED TO BE LIGHTER,  
LOOKS LIGHTER - BUT  
IS STRONGER THAN HEAVY  
TANKS.

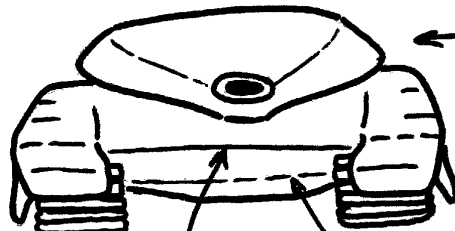
ARTISTIC RENDERING OF WHAT  
I SAW. NOT COMPLETELY ACCURATE  
IN DETAIL BUT REPRESENTS  
THE CONCEPT/IDEA OF WHAT  
I SAW AS A DIFFERENT  
KIND OF TANK.

MORE SQUARED  
REAR THAN OTHER TANKS

MUCH  
LOWER  
PROFILE  
THAN OTHER TANKS  
PRESENT



SIDE ARMOR PLATE



FLATER TURRET  
SET BACK FROM  
FRONT MORE.

PROTRUDING  
V' SHAPED  
FRONT/LEADING  
EDGE.

HEAVY DOWNWARD  
DEFLECTION PLATE.

SECRET

~~SECRET~~

**AGENT REPORT**

For use of this form, see FM 30-17(C); AR 381-20; the proponent agency is the Office of the Assistant Chief of Staff for Intelligence.

1. NAME OF SUBJECT OR TITLE OF INCIDENT

SG1A



2. DATE SUBMITTED

3. CONTROL SYMBOL OR FILE NUMBER

CL-1006/8305/01

4. REPORT OF FINDINGS

On 14 April 1983, Source CL-01 was interviewed in an attempt to determine the location of a specific item during the period 15 through 18 April 1983. Source was questioned concerning a designated area suspected of being the location of the specific item. Source stated substantially as follows:

Source described an industrial area on the southeast side of a city (drawing 1). Source reported a large plant area, many large buildings with flat top roofs, rail lines and/or a rail yard, warehouse buildings, foundry stacks, and a harbor area.

In the warehouse area there were armored vehicles, heavy tanks (not further identified) which may have been built at the nearby plant. The armored vehicles appeared to be covered with tarps or wrapped in canvas. Source described the warehouse area as part of a plant, approximately 2 kilometers from a harbor.

In the harbor area (drawing 2) there was a medium size cargo vessel (not further identified). Sometime during the period 15 through 18 April 1983, this ship loaded heavy tanks (not further identified) brought by rail car from the warehouse area described above, and three tanks (not further identified), different from the others, which were brought from a nearby building where they had been stored. Source presented an artistic rendering of these different tanks in Drawing 3. Also loaded was military equipment to include, but not limited to, repair parts for engines and generators (not further identified), crates of ammunition (not further identified), large caliber shells (not further identified),

WARNING NOTICE: SENSITIVE INTELLIGENCE SOURCES AND METHODS INVOLVED NOT RELEASABLE TO FOREIGN NATIONALS

CLASSIFIED BY: MSG, DAMI-ISH  
DTG: 051630ZJUL78  
DECL: Originating Agency's Determination Required

(continued)

5. TYPED NAME AND ORGANIZATION OF SPECIAL AGENT

6. SIGNATURE OF SPECIAL AGENT

DA FORM 341 APR 52

REPLACES WD AGO FORM 341, 1 JUN 47, WHICH MAY BE USED.

U.S. Government Printing Office: 1982-381-848/8228

~~SECRET~~  
AGENT REPORT

For use of this form, see FM 30-17(C); AR 381-20; the proponent agency is the Office of the Assistant Chief of Staff for Intelligence.

1. NAME OF SUBJECT OR TITLE OF INCIDENT

2. DATE SUBMITTED

SG1A



3. CONTROL SYMBOL OR FILE NUMBER

CL-1006/8305/01

4. REPORT OF FINDINGS

submachine guns (not further identified), and towable cannons (not further identified).

No further amplifying information was obtained from Source during this interview.

Attached hereto as EXHIBIT I are drawings provided by Source.

AGENT'S NOTES: Information reported by Source may be accurate in its chronological sequence but inaccurate in the specific date/time referenced.

5. TYPED NAME AND ORGANIZATION OF SPECIAL AGENT

6. SIGNATURE OF SPECIAL AGENT

DA

FORIA 341  
1 APR 52

REPLACES WD AGO FORM 31, 1 JUN 47, WHICH MAY BE USED.

U.S. Government Printing Office: 1982-361-648/8228



~~SECRET~~  
~~SECRET~~

US ARMY  
INTELLIGENCE AND SECURITY  
COMMAND




EXHIBIT  
COVER SHEET

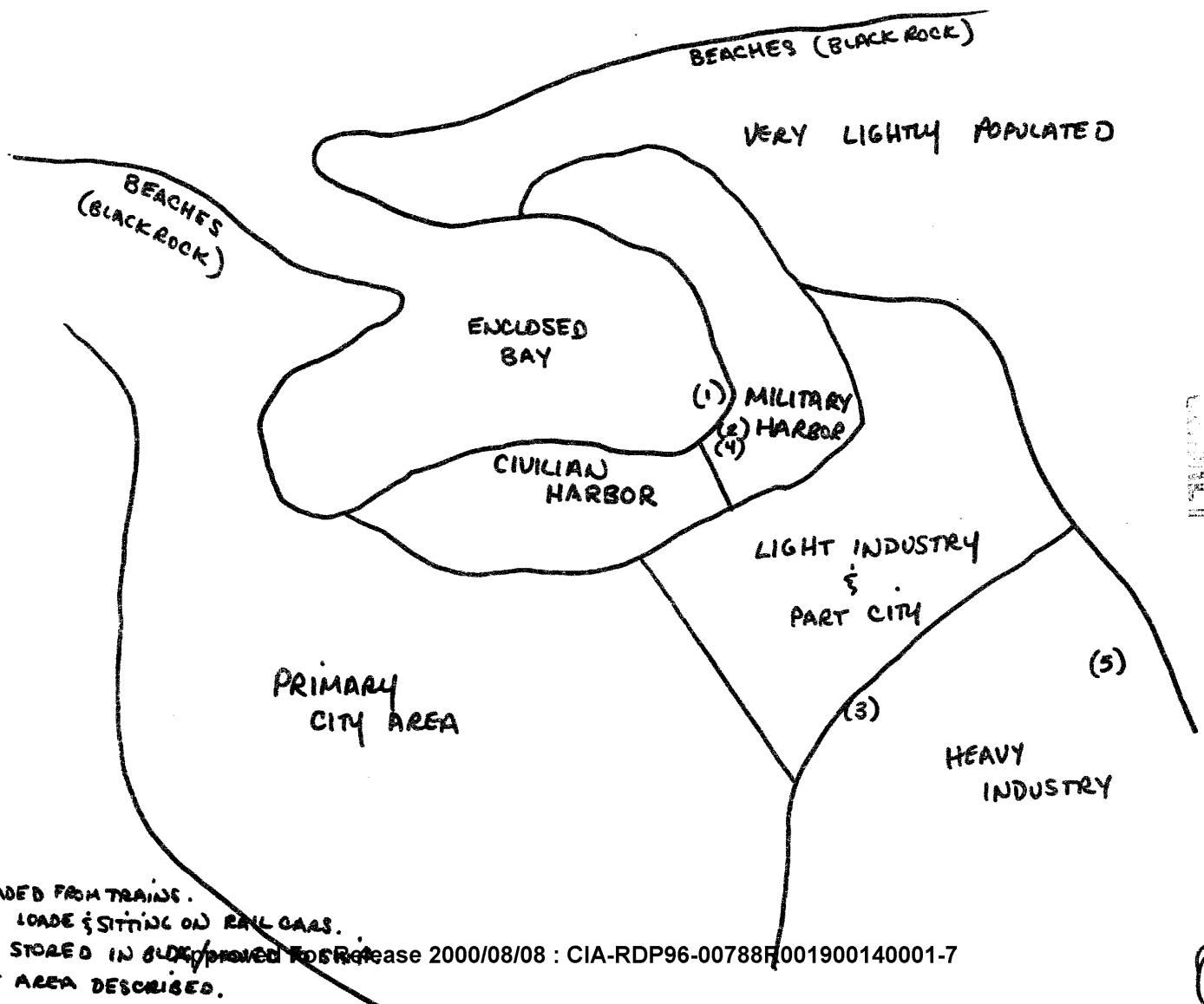
SUBJECT: SG1A  
[REDACTED]

FILE NUMBER: CL-1006/8305/01

PREPARING UNIT:  
AGENT REPORT DATED:  
DESCRIPTION: Drawings

NOT RELEASABLE TO FOREIGN NATIONALS

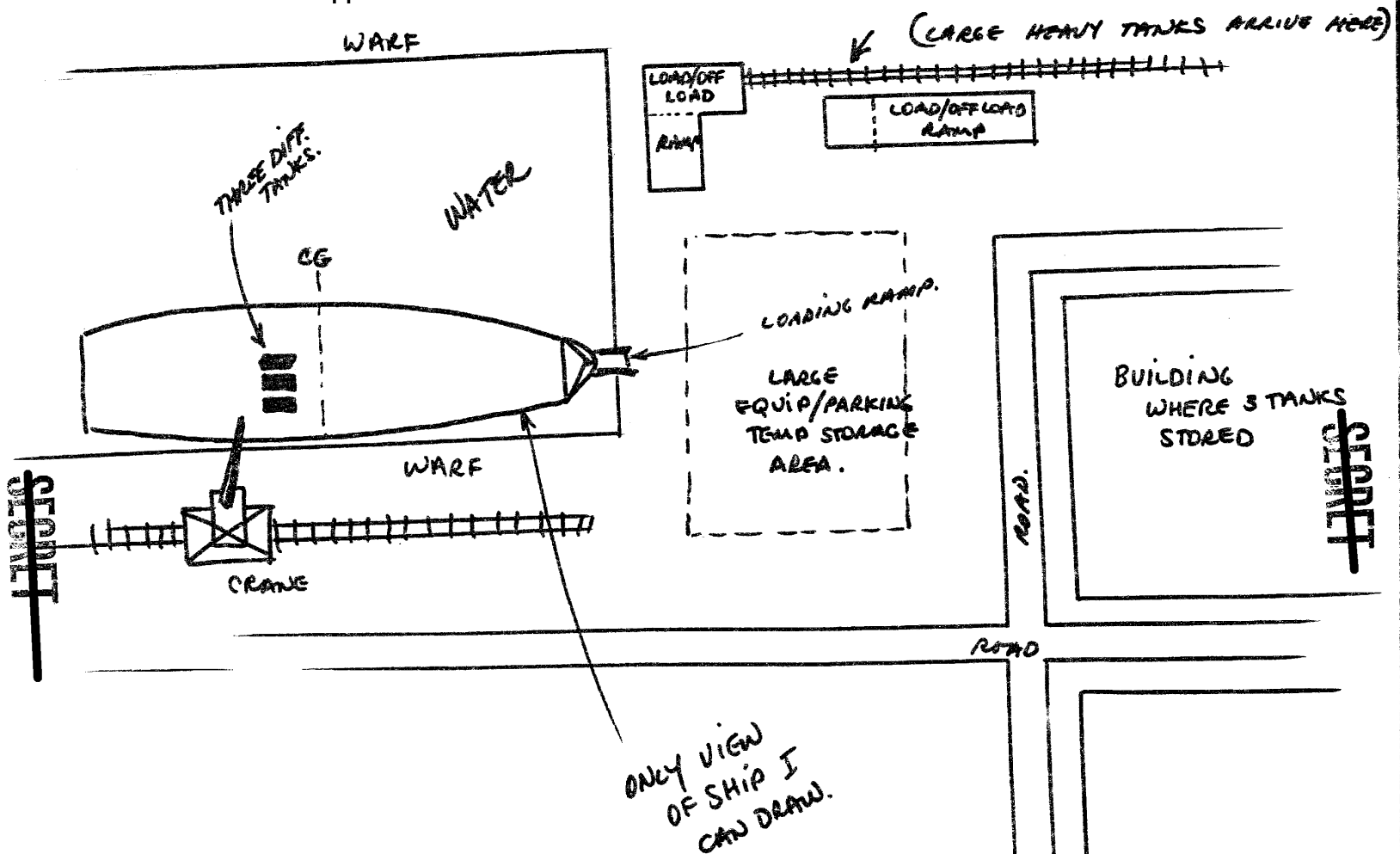
~~SECRET~~



- (1) - SHIP
- (2) - OFFLOADED FROM TRAINS.
- (3) - TANKS LOADED & SITTING ON RAIL CARS.
- (4) - TANKS STORED IN BLDG. (PROVED TO BE)
- (5) - PLANT AREA DESCRIBED.

SECRET

①

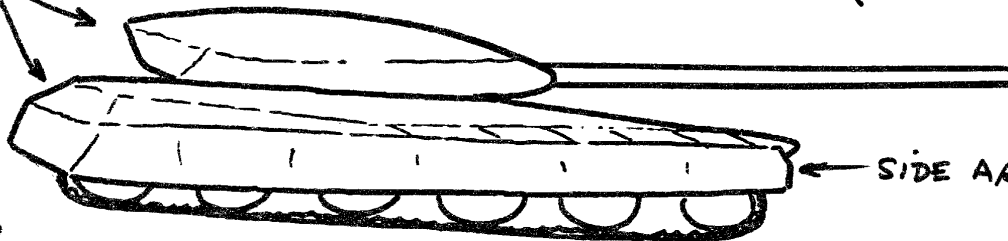


SEEMED TO BE LIGHTER,  
LOOKS LIGHTER - BUT  
IS STRONGER THAN HEAVY  
TANKS.

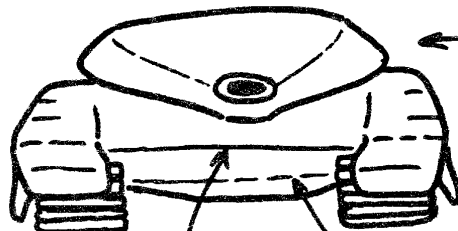
ARTISTIC RENDERING OF WHAT  
I SAW. NOT COMPLETELY ACCURATE  
IN DETAIL BUT REPRESENTS  
THE CONCEPT/IDEA OF WHAT  
I SAW AS A DIFFERENT  
KIND OF TANK.

MORE SQUARED  
REAR THAN OTHER TANKS

MUCH  
LOWER  
PROFILE  
THAN OTHER TANKS  
PRESENT



SIDE ARMOR PLATE



FLATER TURRET  
SET BACK FROM  
FRONT MORE.

PROTRUDING  
V' SHAPED  
FRONT/LEADING  
EDGE.

HEAVY DOWNWARD  
DEFLECTION PLATE.

~~SECRET~~

~~SECRET~~