

SECRET

IAGPA-F-SD


18 October 1983

MEMORANDUM FOR RECORD

SUBJECT: CENTER LANE Interview Summary - HU-1041/8307/01 (U)

1. (S/CL-3/NOFORN) On 120900 October 1983, source #01 was interviewed concerning Area "H", a building within a group of buildings with which source was familiar. The project 8307 sponsor had provided geographic coordinates of the buildings, a photograph of the buildings, and a map showing their relative location (see Incl 1).

SG1A



3. (U) A transcript of the interview was prepared including a narrative explanation of Source's drawing (see Incl 2).

4. (U) A DA Form 341 (Agent Report) was prepared for the sponsor. Attached to the report as EXHIBIT I was a copy of Source's drawings. This report related the salient points of the interview. (see Incl 3).

3 Incl  
as

FREDERICK H. ATWATER  
CPT, MI  
OPS/TNG Officer

CLASSIFIED BY: CDR, INSCOM  
DECL: OADR

WARNING NOTICE!  
SPECIAL ACCESS PROGRAM  
RESTRICT DISSEMINATION TO THOSE  
WITH VERIFIED ACCESS

NOT RELEASABLE TO FOREIGN NATIONALS

CATEGORY 3

CENTER LANE

SECRET

SG1C

Approved For Release 2000/08/08 : CIA-RDP96-00788R001600420001-9

Next 1 Page(s) In Document Exempt

Approved For Release 2000/08/08 : CIA-RDP96-00788R001600420001-9

~~SECRET~~

TRANSCRIPT

HU-1041/8307/01

- #66: This will be a CENTER LANE Interview for 0900 hours 12 October 1983. Relax and concentrate now. Relax and focus your attention on the building you know as area "H". Focus now on the upper floors of area "H" and describe your perceptions to me.
- #01: ...Get a vault..entry..large steel door...inside is another door with bars. ....See racks of...multiple booklet packs...stacked on the racks. ....Sense that these are made there, ...tissue paper wrappings, polished wrapping paper, waxed. Paper's sealed...on the edges of the books. ....Just surrounded by books,...small ...Sense nobody is here.
- #66: Okay, examine one of the packets of books.
- #01: ....Very thin paper, then it's sealed with paper,...hard cardboard exterior.
- #66: Okay now, tell me about the packets themselves.
- #01: I see...two tacks of six, three stacks of two in each stack of six. Two stacks of six books, bound with a...bound with a....plastic of some kind, ...some kind of plastic.
- #66: Now these, do I understand that the books are packed in two's or in pairs of some kind?
- #01: They're face to face, numbers showing on the edge, identical numbers on the edge.
- #66: Okay. Are the booklets, these two things that are packed face to face with numbers on the edge, are the two books different in any way?
- #01: Just a minute, I'll look. ....See a double column, gray and white with digits super imposed, digits in gray columns are in the white column on the other half, ...and vice-versa, ..but they're the same,...equate to..a..numbers, ..two digit numbers, 00 through 99,...represent digits or design ahhh...symbols.
- #66: Okay do I understand that these are the books themselves, these two books with the same number,

~~SECRET~~

~~SECRET~~

are they identical or are they different in some way?

#01: ...Difference in their columns,..numbers in first book in gray column is in second book, white column.

#66: All right.

#01: They're the same numbers.

#66: All right. May I summarize then by saying that the information is the same but formatted differently?

#01: ...Format's same,..just in different color.

#66: All right. Now I'd like to address another area now.

#01: Okay.

#66: This area you're in seems to have a massive amount of these booklets around you. I'm interested in the process by which these may be sent someplace else and in this process, how many of them are sent at any one time out of this room and how often that occurs?

#01: ..Just a minute. ....See ah bundles in...metal crates,...bundles of twelve being shipped on a...everyday. See some kind of red characters painted vertically on corner of box. ..Each bundle has..got different characters,.....loaded into a..all metal truck with guards, like armored car. ....Just a minute. ....Now I get...impression of ...once ah...once a year these are sent to each receiving point. Certain areas are different months. They always go in ah...silver and metal boxes with red paint on the side, horizontal, always loaded with guards into armored type van. See a...air transport used,...receipt system, but only signing for metal boxes. ...Always shipped one way, never returned.

#66: Okay, I have a question for clarification.

#01: Okay.

#66: You originally said something about daily, and then you said that once a year these crates are shipped to any particular designation. Can I assume that

~~SECRET~~

to mean that the activity of shipping at area "H" is a daily activity but that one silver box goes to any particular location only once a year?

- #01: Just a minute. ....That's correct in most cases. ...See a..now and then seem to get deviation.. for some reason. All seem to go in the same direction, ...somewhere extreme north, ..mountains. ....Just get input...snow and ice and mountains.
- #66: Okay,return to area "H" now.
- #01: Just a minute. ....Okay.
- #66: Okay, are any of these booklets used here in area "H" or the immediate vicinity?
- #01: Um, no. Get a strong service...feeling, provides service ..elsewhere.
- #66: Okay. Go to a location where these booklets are used.
- #01: ....Okay, very low echelon.
- #66: Freeing in time, watch the use of a booklet and describe.
- #01: ....See a ....special kind of writing ....hand moving rapidly over paper circling specific symbols,..equivelant number of..the symbol is written from circled area. ....Ah..numbers are punched on a tape,..papers, ..fed into a reader of some kind, ..other side copies what it gets.
- #66: Break out "other side copies what it gets."
- #01: Just see hand over circles,..circling numbers.
- #66: Okay, move back through your procedure here and walk me through step by step how this individual, you know, from the time he picks up one of these things and what he actually physically does, just the raw data what you see him physically do.
- #01: ....Opens the book, ahh, checks 6 digit number in upper right corner, ...bottom left corner... reads from paper, characters, circles characters, copies numbers, equating. ....Puts numbers in machine

~~SECRET~~

~~SECRET~~

that makes a tape of paper. Puts tape of paper in machine which...a...reads it very fast. That's all, then it's gone.

#66: All right. Return now to present time area "H".

#01: Okay.

#66: All right, looking now at these booklets surrounding you in area "H", ask yourself the question, "where are these books printed?"

#01: ...See separate building, low, same area. Get a feeling significant difference between this separate building and function of production and overall feeling of building where books are stored. ...Gone to long, I forgot your question.

#66: All right. Describe the area where the books are printed.

#01: ....See a ...special kind of machine with starter numbers. I don't know what that means, but it's like a master row of numbers that can be changed. Each book is altered (mumble) the master numbers. Each pair of books that is. See more than just few of these machines, big rolls of tissue paper, ... large stamp type machines ..that can drive staples and that cut through thick..paper stacks.

#66: All right. Where is this area in relationship with area "H"?

#01: .....Get an impression it's ..on line with ....current area "H" and ..a ah..formation of trees of some kind, trees or stantions or something ... inside 1500 meters---

#66: All right.

#01: ---separate fenced area.

#66: Okay, return to area "H" and the booklets again.

#01: Okay.

#66: Okay. Let's take it more of a physical description. Return to the place what you observed earlier where an individual actually used a booklet and looked at the pages and circled some things on the ages.

~~SECRET~~

~~SECRET~~

#01: ....What I see ah.....see application of water,  
desolves paper.

#66: Okay. Return to area "H" and booklets.

#01: Okay.

#66: I have no further questions concerning area "H" and  
the booklets. I'd like now to explore on your own  
beyond the confines of my questions, remembering  
that which you perceive so that you may draw it for  
me later.

#01: .....That's all I got.

#66: All right.

~~SECRET~~

~~SECRET~~

DRAWING EXPLANATION

- #01: Okay, Page #1, figure A is a representation of how the twelve double packs of books are stacked prior to being shipped. The twelve packets representing an annual packet that's delivered on a one time shot, even though they are delivering these packages year round are each different particular target area that's being delivered books or being delivered books on an annual basis. They're in stack of three doubles, six doubles to a side and twelve doubles square. It's not perfectly square either. The double books are identical except for the color change in the columns.
- #01: Figure B is representation of a silver metal case with a snap on cover and it's wrapped in metal bands and it's got a red seal in the center and red letters are stenciled vertically on the end of the box. That's how it's actually shipped and that's load into a armored type vehicle with enclosed vehicle.
- #66: You said there was a receipt type system where ever this box went there was a receipt type system?
- #01: Yeah, and it's the box and the seal that's worried about, not so much what's inside, as far, as the receipting system goes.
- #66: Okay, Im have another question that's really off the wall.
- #01: Okay.
- #66: Do the people that handle this through the receipt systems of sending this out, do they know what's in the boxes?
- #01: No, they don't have any idea, they just "go do it boys", you know.
- #66: Okay.
- #01: Page #2 is a representation of one of the books with the cover opened. They seem to be bound in hard cardboard covers and what I had before is the silver wrapping or a foil type wrapping, now appears to be more of a plastic type finish, sort

~~SECRET~~



~~SECRET~~

of like a Milar, I guess. the book is always circled from upright corner to bottom left corner, going down the page and across to the left from the right side. I give an example of the numbers and symbols. Only difference in the books of a double pair is the color of the columns and that changes from one book to the other. I'm also not sure about the characterizations of the numbers, you know, these are just remote viewing representations of numbers. These are numbers but there also seems to be some symbology there as well.

#01: Page #3 is a flow chart, A1 and A2 is a selection of a page from the book and data, just some general data. B is where the page in the book is circled a certain way and then a list of numbers that's produced and then those numbers are put on to a spool type and then the type's mounted into some kind of machine. I wrote "passed electrically" but I'm not sure about that, there's something about speed there or time or something that's screwed up and I'm not sure why they would transpose it to a reel tape. But anyway--. F is the list, of numbers that come from the reel and produce circles or numbers and symbols on the page. I just get a production of data out of that and the pages are dissolved in water.

#66: Okay, from F on it seems like sort of like a mirror image of what's above there.

#01: Yeah, (mumble) right.

#66: Okay.

#01: But B and E are really confusing to me. I can't handle what those are.

#66: Okay. Anything else?

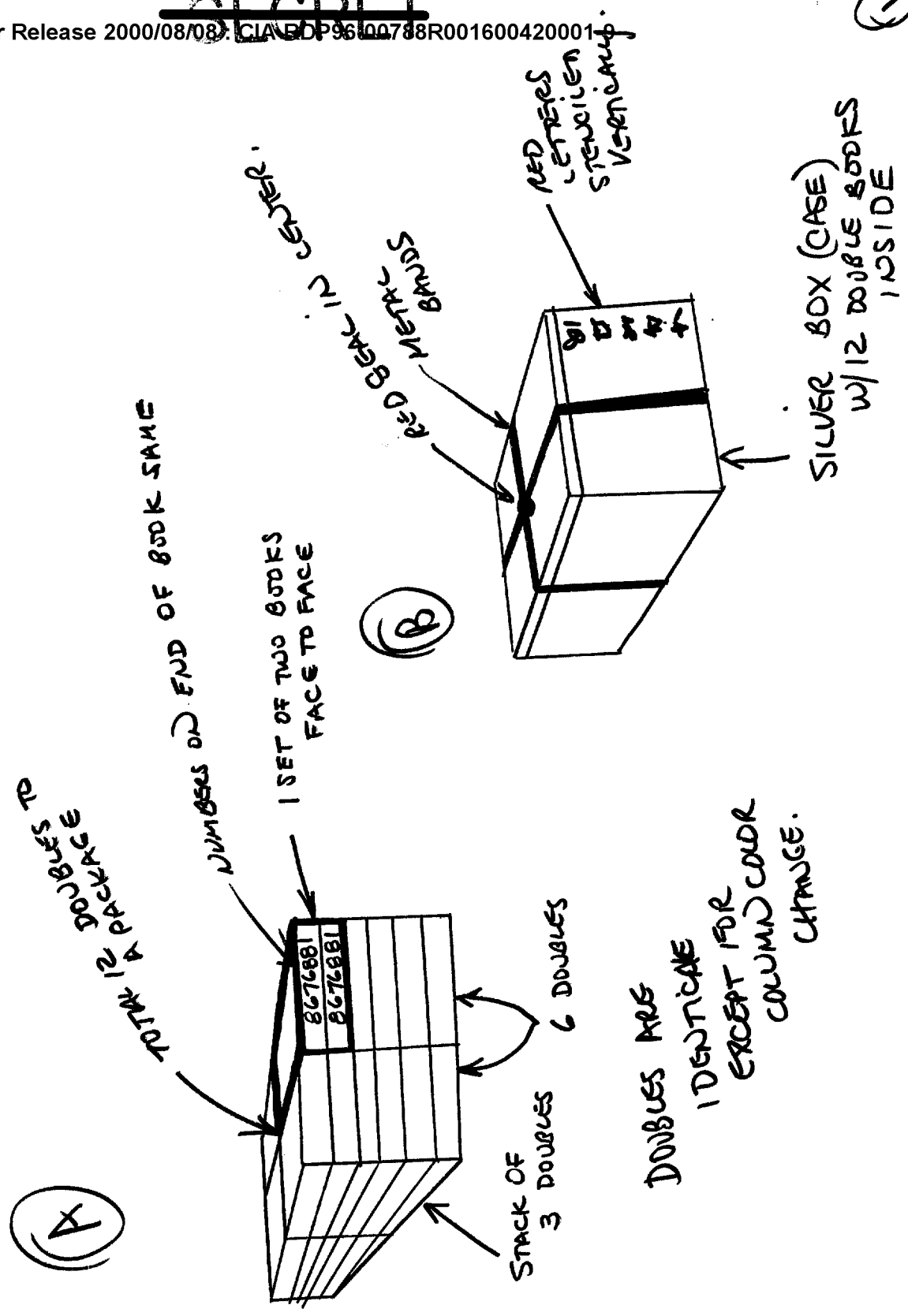
#01: No, that's all.

#66: Okay.

~~SECRET~~

~~SECRET~~

①



~~SECRET~~

~~SECRET~~

(2)

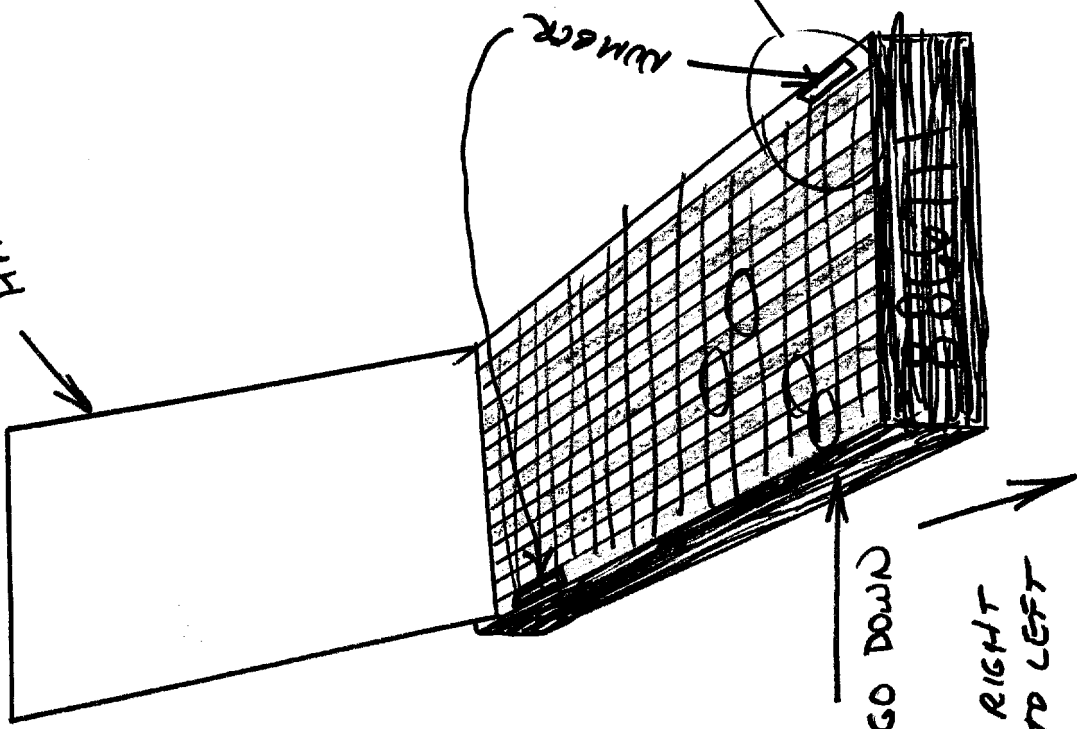
ONLY DIFFERENCE  
IN BOOKS  
IS COLOR  
FUNCTIONS  
CHANGES  
CAN BE  
MATHIE

NUMBERS →

SIMBOLS →

29	28	27	26	25	24
17	16	15	14	13	12

HARD CARD BOARD COVER



CIRCLED  
AREAS GO DOWN  
PAGE  
FROM RIGHT  
TO LEFT

~~SECRET~~

~~SECRET~~

3

(E)

REEL MOUNTED IN MACHINE & PASSED ELECTRICALLY

NOT SURE ABOUT THIS "SOMETHING ABOUT NOT SPEED " " CLEAR

(D)

PUTS #'S ON PAPER TAPE

(C)

LISTS NUMBERS

(B)

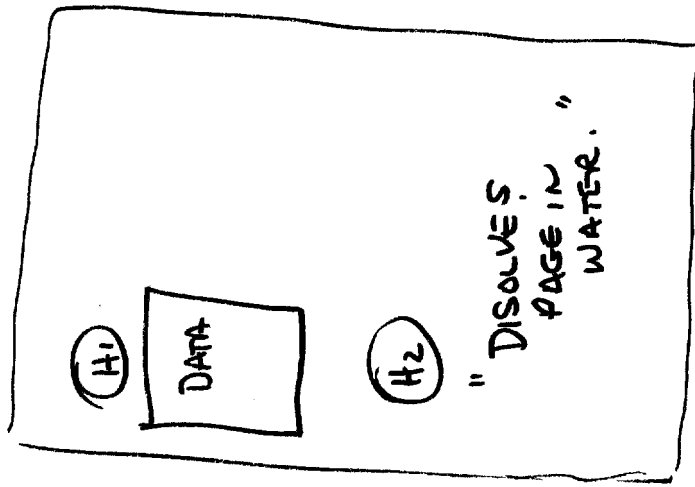
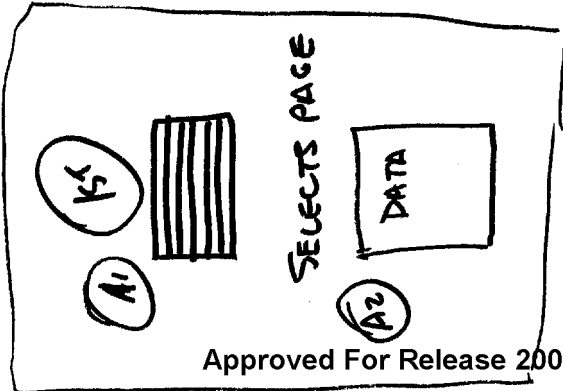
CIRCLES #'S & SYMBOLS

(G)

2ND CURVES OF #'S & SYMBOLS

(F)

LIST OF #'S FROM REEL



~~SECRET~~

**SECRET**

**AGENT REPORT**

For use of this form, see FM 30-17(C); AR 381-20; the proponent agency is the Office of the Assistant Chief of Staff for Intelligence.

1. NAME OF SUBJECT OR TITLE OF INCIDENT	2. DATE SUBMITTED
<div style="background-color: black; width: 100px; height: 40px; display: inline-block;"></div> SG1A	3. CONTROL SYMBOL OR FILE NUMBER HU-1041/8307/01

4. REPORT OF FINDINGS

On 12 October 1983, Source Z6-01 was interviewed concerning activities and material on the upper floors of the building known to him as Area H. Source stated substantially as follows:

This was a vault area with a large steel entry door and another door with bars. Inside the vault area were multiple booklet packs stacked on racks. The booklets were made of very thin paper with a hard cardboard exterior and sealed with polished or waxed wrapping paper. The booklets were packed in pairs face to face with numbers (not further identified) on the edge. The booklets in the pairs were different only in the colors of the columns, white/gray vice gray/white, inside the booklets. The two digit numbers 00 through 99 (not further identified) and symbols (not further identified) in the booklets were the same.

These booklets were printed in a building approximately 1500 meters from Area H in a separate fenced area. In this building was a special kind of machine (not further identified) with starter numbers (not further identified). This "master row of numbers" was changeable and each pair of booklets was altered (not further identified) by and/or with "the master numbers." The building contained many of these machines, rolls of tissue paper, and large stamp type machines which looked like they could drive staples and cut through thick paper stacks.

Metal boxes or crates containing twelve pairs of booklets (see drawing 1) were shipped from Area H to "very low echelon" (not further identified) locations on an annual basis. "Now

WARNING NOTICE: SENSITIVE  
INTELLIGENCE SOURCES AND  
METHODS INVOLVED

CLASSIFIED BY: CDR, INSCOM  
DECL: OADR

NOT RELEASABLE TO FOREIGN  
NATIONALS

(continued)

5. TYPED NAME AND ORGANIZATION OF SPECIAL AGENT	6. SIGNATURE OF SPECIAL AGENT
---	-------------------------------

**SECRET**

**SECRET**

**AGENT REPORT**

For use of this form, see FM 30-17(C); AR 381-20; the proponent agency is the Office of the Assistant Chief of Staff for Intelligence.

1. NAME OF SUBJECT OR TITLE OF INCIDENT	2. DATE SUBMITTED
<div style="background-color: black; width: 100px; height: 30px; display: inline-block;"></div> SG1A	3. CONTROL SYMBOL OR FILE NUMBER HU-1041/8307/01

4. REPORT OF FINDINGS

and then" there were deviations (not further identified) from this annual procedure. Some of the booklets were shipped to an area of mountains covered with snow and ice in the extreme north (not further identified). Shipment of the metal boxes involved the use of guards, a receipt system, and ground and air transport. Shipment of the booklets was always one way; they were not returned to Area H.

"Very low echelon" personnel who used the booklets followed a prescribed procedure (see drawings 2 and 3). First they checked a "six digit number in the upper right corner/bottom left corner" (not further identified) of a page in a booklet. Second, they read characters from a paper (not further identified); third, they circled characters (not further identified, but presumably characters from the unidentified paper) on the page in the booklet; fourth, they copied character equivalent numbers (not further identified) on a piece of paper; fifth, they placed these numbers into a machine "that makes a tape of paper" (not further identified). In the final step, they placed this "tape of paper" in a machine which "reads it very fast" (not further identified). This machine may have been an electronic transmission/communications device. The "other side" (not further identified, but possibly the other side of a communications link) copied what it received in a reverse ordered procedure (see F, G and H of drawing 3). After pages in the booklets were used they were destroyed by dissolving them in water.

Source provided no further amplifying information concerning SUBJECT during this interview.

Attached hereto as EXHIBIT I are drawings provided by Source.

5. TYPED NAME AND ORGANIZATION OF SPECIAL AGENT	6. SIGNATURE OF SPECIAL AGENT
---	-------------------------------

DA


FORM 341

**SECRET**

**SECRET**

Approved For Release 2000/08/08 : CIA-RDP96-00788R001600420001-9

**US ARMY  
INTELLIGENCE AND SECURITY  
COMMAND**



**EXHIBIT  
COVER SHEET**

SG1A

**SUBJECT:**



**FILE NUMBER:**

HU-1041/8307/01

**PREPARING UNIT:**

**AGENT REPORT DATED:**

**DESCRIPTION:**

DRAWINGS

~~NOT RELEASABLE TO FOREIGN NATIONALS~~

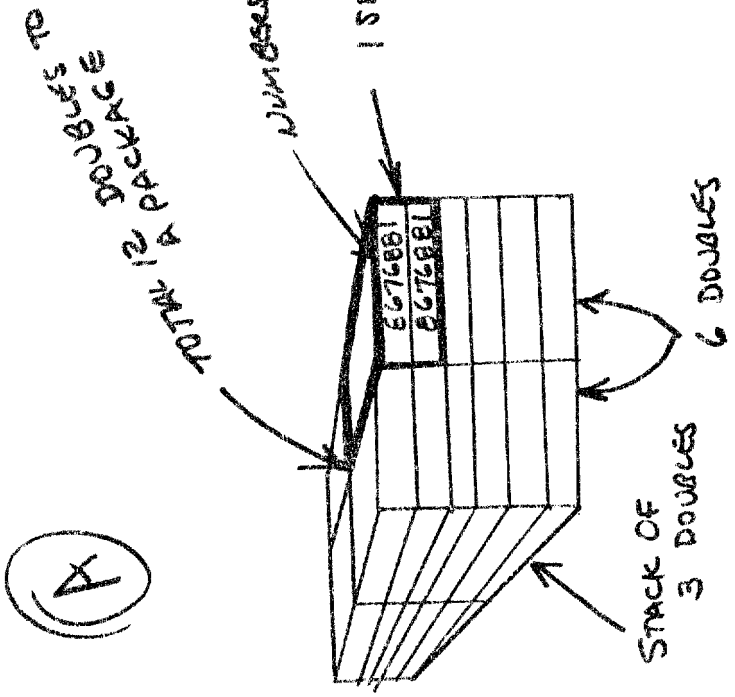
**SECRET**

Approved For Release 2000/08/08 : CIA-RDP96-00788R001600420001-9

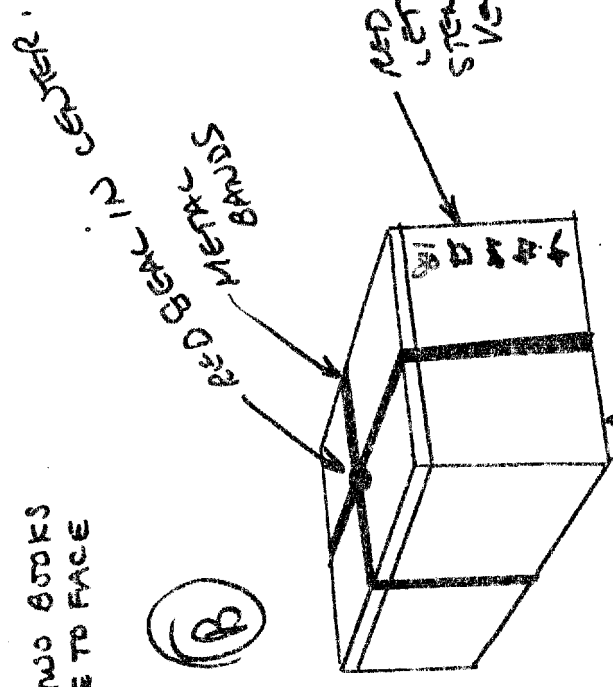
EXHIBIT 1

REGRADED UNCLASSIFIED  
WHEN SEPARATED FROM  
CLASSIFIED INCLOSURES

(1)



DOUBLES ARE IDENTICAL EXCEPT FOR COLUMN COLOR CHANGE.





(2)

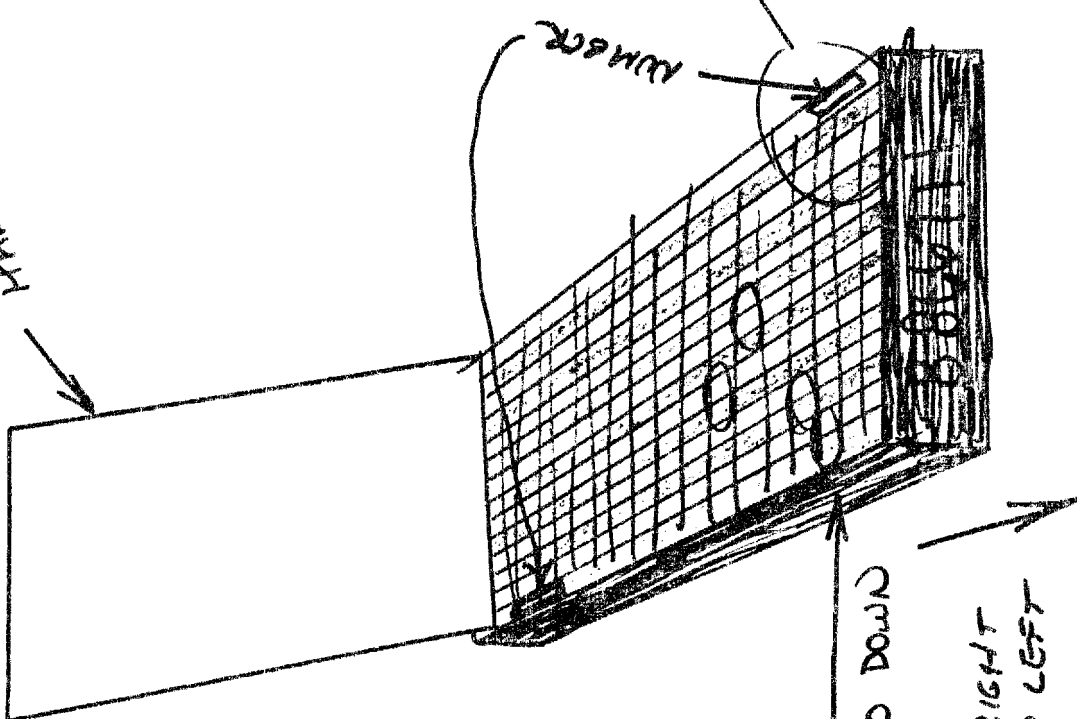
NUMBERS →

SIMBOLS →

26	27	28	29		
17	18	19	20	21	22

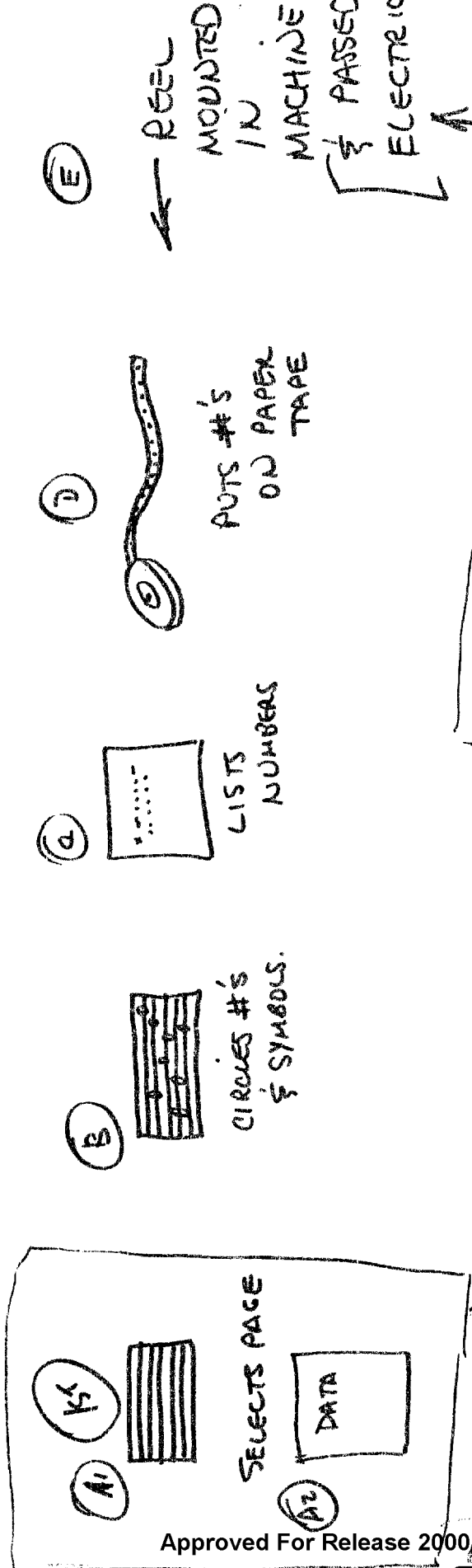
ONLY DIFFERENCE  
DIFFERENCE BOOKS  
IS COLOR  
FUNCTION  
CHANGE  
PAGE  
GIVE DEGREE  
WHITE

RED CARD BOARD COVER



CIRCLED  
AREAS GO DOWN  
PAGES  
FROM RIGHT  
TO LEFT

~~SECRET~~



~~SECRET~~

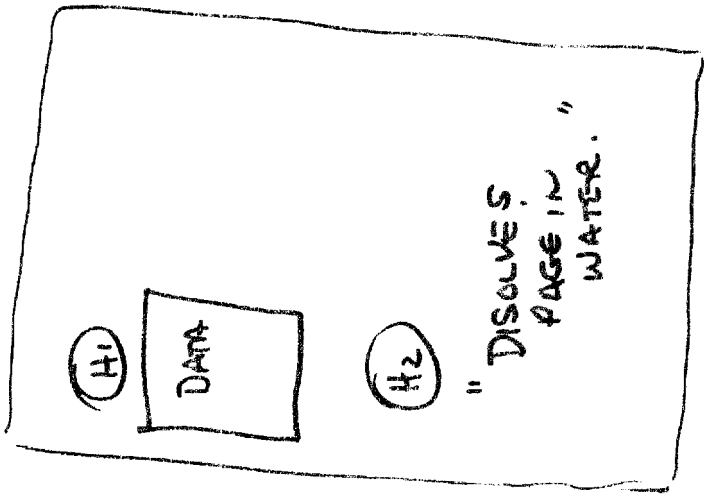
E

REEL MOUNTED IN MACHINE & PASSED ELECTRICALLY

NOT SURE ABOUT THIS "SOMETHING" ABOUT NOT SPEED NOT CLEAR

D

PUTS #'S ON PAPER TAPE



C


LISTS NUMBERS

2ND




CIRCLES OF #'S & SYMBOLS

B



CIRCLES #'S & SYMBOLS

G



LIST OF #'S FROM REEL

F