

~~SECRET~~

IAGPA-F-SD


24 May 1983

MEMORANDUM FOR RECORD

SUBJECT: CENTER LANE Interview Summary - CL-1017/8303/08 (U)

SG1A

1. (S/CL-3/NOFORN) On 120930 May 1983, source #08 was interviewed concerning a



SG1A

3. (U) A transcript of the interview was prepared including a narrative explanation of the drawings which source provided (see Incl 2).

4. (U) A DA Form 341 (Agent Report) was prepared for the sponsor. This report related the salient points of the interview. Attached as an exhibit to the DA Form 341 was a copy of source's drawings (see Incl 3).

3 Incl
as

Frederick H. Atwater
FREDERICK H. ATWATER
CPT, MI
OPS/TNG Officer

CLASSIFIED BY: MSG, DAMI-ISH
DTG: 051630ZJUL78
DECL: Originating Agency's
Determination Required

~~CENTER LANE~~

NOT RELEASABLE TO FOREIGN NATIONALS

~~SECRET~~

SG1C

Approved For Release 2000/08/08 : CIA-RDP96-00788R001600330001-9

Approved For Release 2000/08/08 : CIA-RDP96-00788R001600330001-9

~~SECRET~~

TRANSCRIPT

#66: This will be a CENTER LANE Interview for 0930 hours 12 May 1983. Relax and concentrate now, relax and concentrate focusing your attention on the building in the photograph I've shown you. Concentrate now on the area of interest in the photograph, of the activities of 12 May 1983. Focus now and describe your perceptions to me.

#08:There is a.....there is an important facet that has to do with a...a pipe.....um...

#66: Describe

#08: The diameter is about 3 1/2,...a little more than 3 1/2 inches in diameter. That pipe is just been..brought up before,..being installed. It's an iron pipe...black or dark brown in color.

#66: Tell me about this pipe today, 12 May '83.

#08: It has just been brought up, it is for installation.

#66: Describe installation.

#08:It will be...installed on the west wall.. at the,..at the foot of the west wall,.... the...inside of that structure.It is the.....the receptacle, the....as a safeguard, the conduit, if you wish (mumble).The important lines ..electronic..lines for equipment (mumble).....

#66: You're describing how this pipe is used?

#08: Yeah.

#66: Say again.

#08:It contains, an access of cover for,..the electronic lines installed into that building.

#66: Do I understand that this is a pipe through which other wires pass?

#08: Yes.

#66: All right. Look around the area and tell me what's going on right now, today.

CENTER LANE

~~SECRET~~

INCL 2

- #08:Of the, all walls are..white and finished except for.....the electrical connection which has not been made. And the electrical connections are the most important feature of this.. room. The.....the final..installation.....will not be complete for another 8, 8 or 9 days, 10 days. The building is ready to receive....The.....The electronic piece of equipment, but it's not there yet...It's not physically in that...building.
- #66: Describe the structural characteristics.
- #08: Of the building?
- #66: Yes.
- #08:Go from the a...we're talking about 2x4s, we're talking about 3 inches of insulation, we're talking about a sheet rock, we're talking plywood on the exterior, which is already done.
- #66: All right, describe type of insulation and fasteners used in this building material.
- #08: It's real long insulation. The...only peculiarity that I see is..the..a roof, joists are,..reenforced by..metal...a metal..piece, so that each roof joist is screwed on to the frame... They are (mumble) ..the walls are complete. There's no siding yet,...exterior siding to the walls. ..And this will be done. The whole thing is going to be done very rapidly. But the ultimate purpose of the thing will be attained from the..7 or 8 days, and it surrounds the piece of equipment that has to be brought in.
- #66: Okay. Describe the interior that will contain this piece of equipment.
- #08:Talking about an antenna.....Antenna being seated....in the middle of that room...get the indication, intercept antenna. This is meshing in now with a previous session.
- #66: Okay. You say there are,..this thing is going to be installed in there, this thing you perceive as being an antenna, tell me about the area, the interior area.

- #08: It's going to be installed at just about in the middle of the floor.
- #66: Um-um. Now tell me about the area surrounding the middle. Describe this.
- #08: As it stands right now, it's newly constructed, it almost looks hygienic, like everything is very clean, very white, protruding from some of the walls are wires, that have not been tied down yet or switches that have not been completed. This remains to be done.
- #66: Okay.
- #08: I have nothing more, unless you've got something specific.
- #66: Okay, fine. Take to review a moment and remember what you've seen so that you might draw.

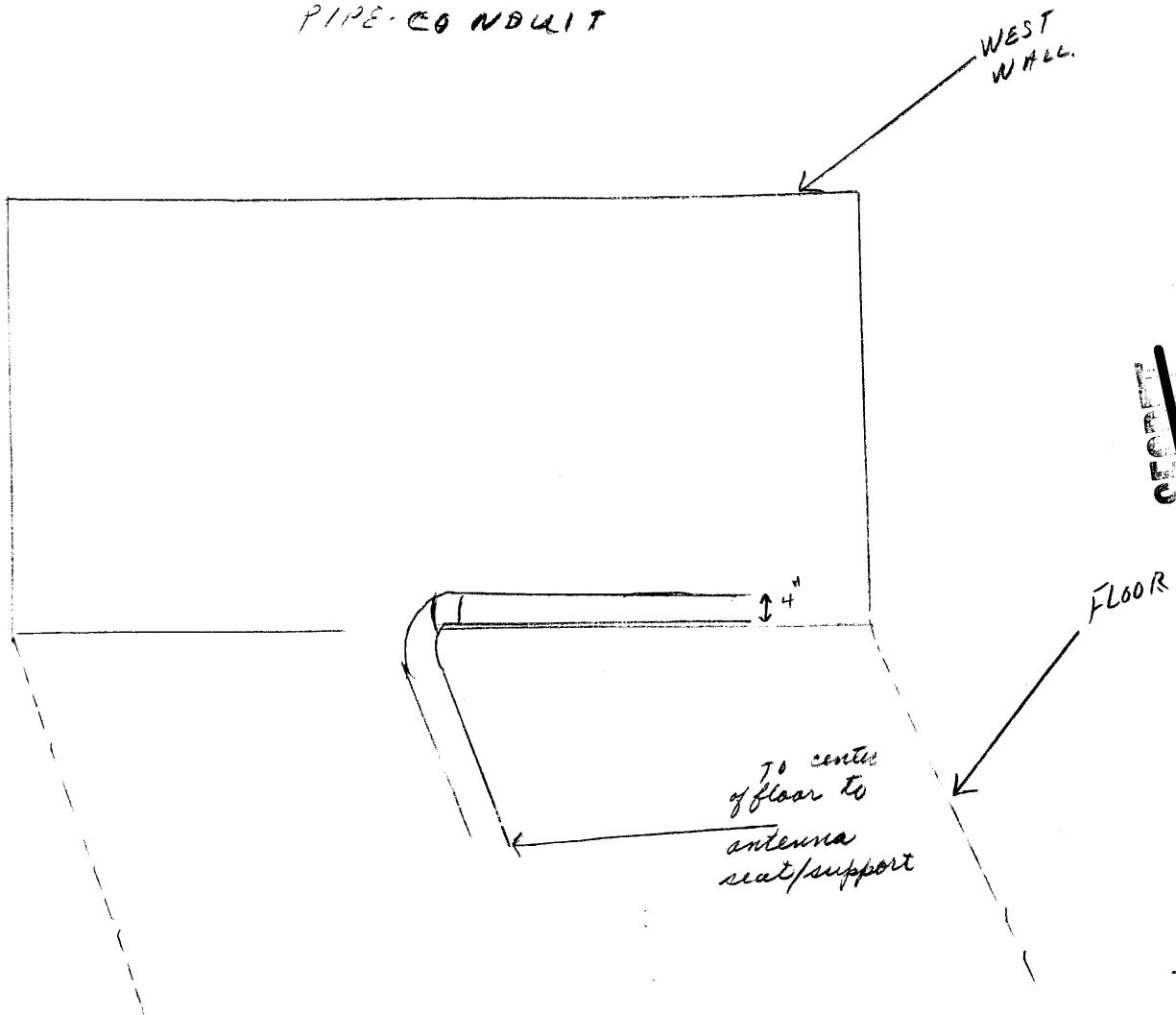
DRAWING EXPLANATION

- #08: Okay, in sketch #1, what I've drawn is a sketch of the west wall, so labeled and the floor at an angle to the wall. The impression of a pipe, about 3 1/2 to 4 inches in diameter, seemed to be of primary concern. Looking into it further, I perceived it to be ready for installation at the foot of the west wall, I'm speaking of the interior of the building. And at about the center of the west wall there's a curved joint that leads this pipe to about the center of the floor, where the antenna seat and support apparatus is located. The antenna as I saw it, was not installed. So much for sketch #1.
- #08: Sketch #2 is an attempt to look at the actual construction material of the building. And it seemed to follow the normal pattern of normal construction and from the interior to the exterior, we're talking about sheet rock, heavy sheet rock, maybe 3/4 quarter inch, I don't know. Followed by 3 inch fiber glass roll on insulation in between 2x4s with an exterior of 3/4 inch plywood with, I said siding to follow, the siding has not been put on yet. But there's plans, simply plans to put the siding on. Looking for special or specific construction a quirks, so to speak, the only thing I could perceive were metal reinforcements that were screwed to the wall studs and the ceiling, the roof studs. I could see nothing else though. (mumble), we might have brought my attention to a specific form of construction.
- #66: Okay. This area that you say that is being readied for the installation of some sort of antenna? Is that correct?
- #08: Yes
- #66: Okay. Is the building section here that we're exploring partitioned off or are there other things in this room being prepared?
- #08: The only, what I was looking for was the status construction and the impression I had was of white, very clean walls that you would anticipate after construction (mumble) and shortly before or after painting with a peculiarity and that is a

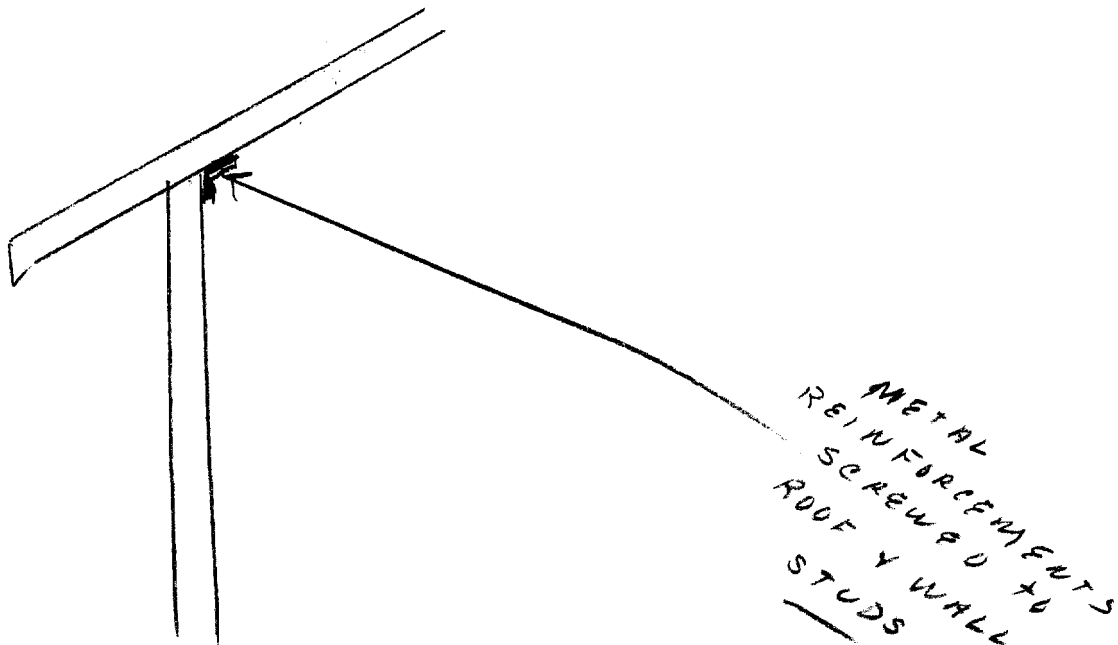
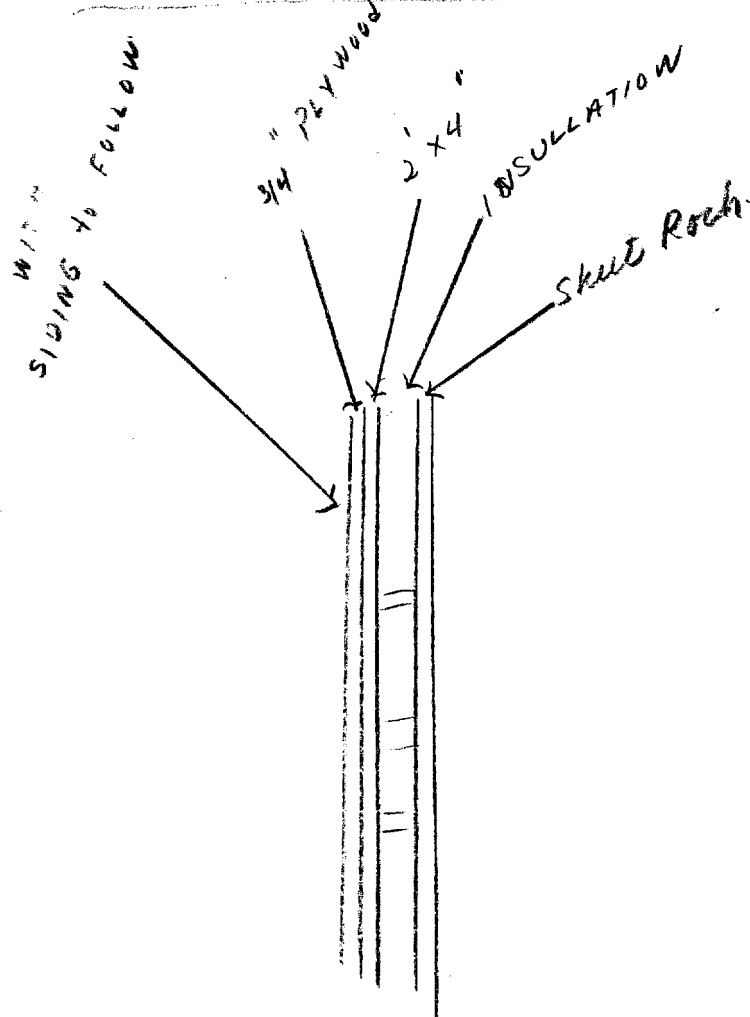
perceptable, number of wires coming through the sheet rock, particularly at the antenna seat and support, where these things are simply there, but not tied down, but are simply being readied and placed, or they're already in place and all they have to do is be connected to switches and equipment.

- #66: Okay, if I understand, you talked about 2 sets of wires, some wires that come through the wall.
- #08: Yeah, those are electrical.
- #66: And what do you mean be electrical wires?
- #08: Electrical as opposed to the wires that will service the antenna.
- #66: Okay. And there are another set of wires that you talked about that are located at the antenna point which is somewhere in the center of the room?
- #08: Yes, yes, they're the ones that will be embedded into that pipe, not really embedded, but will be covered by this pipe as a protective device.
- #66: And they seem to be ready to be hooked up to the antenna?
- #08: Yes. They're just about to install the pipe. The pipe was just brought up, it had not been installed yet.
- #66: Okay. Anything else?
- #08: No.
- #66: Okay, fine.

PIPE-CONDUIT



~~SECRET~~
W ALL - CONSTRUCTION



AGENT REPORT

For use of this form, see FM 30-17(C); AR 381-20; the proponent agency is the Office of the Assistant Chief of Staff for Intelligence.

1. NAME OF SUBJECT OR TITLE OF INCIDENT	2. DATE SUBMITTED
[REDACTED] SG1A	3. CONTROL SYMBOL OR FILE NUMBER CL-1017/8303/08

4. REPORT OF FINDINGS

On 12 May 1983, Source CL-08 was interviewed concerning a

[REDACTED]

As of 12 May 1983, the interior of the newly constructed portion looked almost hygienic; everything was very clean, very white. There were wires (not further identified) protruding from some of the walls. These wires had not yet been connected (not further identified). A black or dark brown metal conduit pipe, approximately four inches in diameter, had just been brought into the newly constructed area and was to be installed at the foot of the west wall on the inside of the structure. This pipe was to serve as a "safeguard" or protective device for important electronic lines for equipment. In about the center of the west wall, the conduit pipe had a curved joint where the pipe turned and went to about the center of the floor. At this point there was an antenna seat and support apparatus (not further identified). Source anticipated the installation of an intercept antenna (not further identified) on this support apparatus within the next ten days. Source also stated that the wires that would be in the conduit pipe served a different function (not further identified) than the ones which protruded from the walls.

SG1A

Source described the construction of the walls of the structure as consisting of heavy sheet rock on the interior wall with fiber glass insulation placed between "two-by-fours" on the inside of the walls. The exterior of the wall was covered with plywood and there were plans for the later installation of siding (not further identified). Source thought it peculiar (no reason given) that each roof joist was secured to the frame with metal brackets and screws.

WARNING NOTICE: SENSITIVE INTELLIGENCE SOURCES AND METHODS INVOLVED NOT RELEASABLE TO FOREIGN NATIONALS.

CLASSIFIED BY: MSG, DAMI-ISH
051630Z JUL 78
DECL: Originating Agency's Determination

(CONTINUED)

5. TYPED NAME AND ORGANIZATION OF SPECIAL AGENT	6. SIGNATURE OF SPECIAL AGENT
---	-------------------------------

DA FORM 341 APR 52

REPLACES WD AGO FORM 341, 1 JUN 47, WHICH MAY BE USED.

U.S. Government Printing Office: 1982-341-848/828

SECRET

INCL 3

SG1A


Approved For Release 2000/08/08 : CIA-RDP96-00788R001600330001-9

Approved For Release 2000/08/08 : CIA-RDP96-00788R001600330001-9

SECRET

Approved For Release 2000/08/08 : CIA-RDP96-00788R001600330001-9

**US ARMY
INTELLIGENCE AND SECURITY
COMMAND**



**EXHIBIT
COVER SHEET**

SG1A

SUBJECT:



FILE NUMBER: CL-1017/8303/08

PREPARING UNIT:

AGENT REPORT DATED:

DESCRIPTION: Drawings

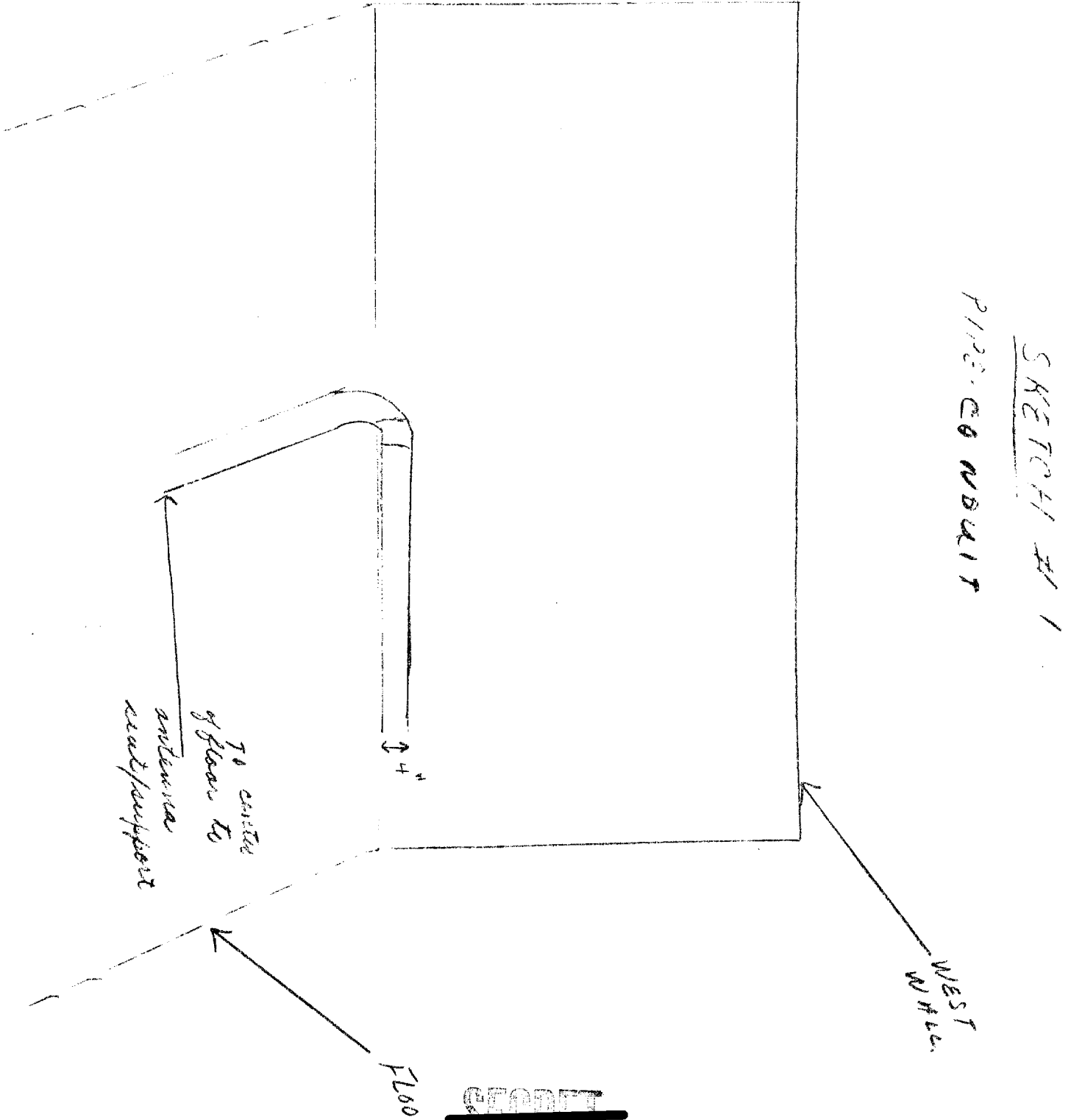
NOT RELEASABLE TO FOREIGN NATIONALS

Approved For Release 2000/08/08 : CIA-RDP96-00788R001600330001-9

DEGRADED AND CLASSIFIED
WHEN STRIPPED FROM
CLASSIFIED INCLOSURES

SECRET

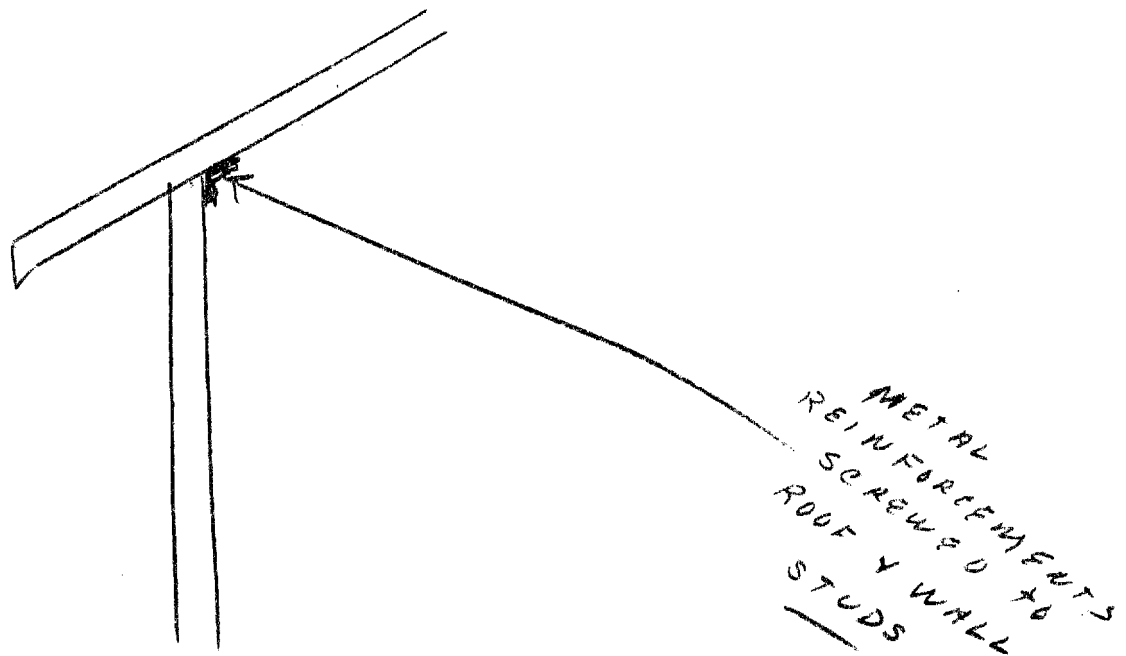
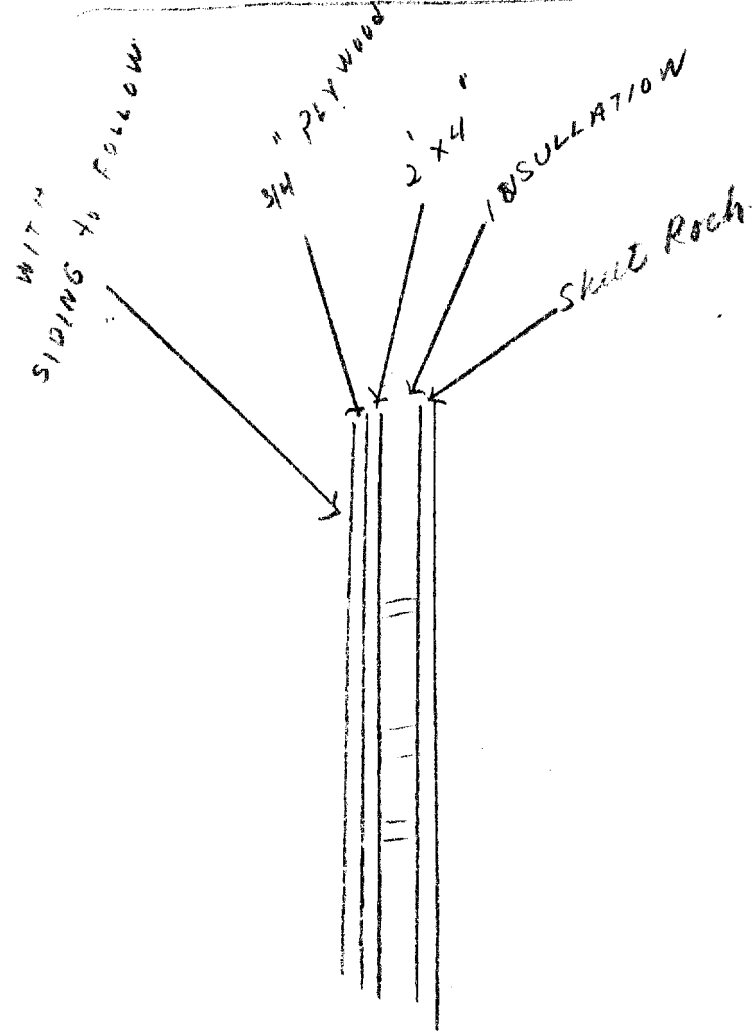
~~SECRET~~



~~SECRET~~

~~SECRET~~

W ALL - CONSTRUCTION



~~SECRET~~