

SECRET

IAGPA-F-SD

28 March 1983

MEMORANDUM FOR RECORD

SUBJECT: CENTER LANE Interview Summary - CL-1002/8303/08 (U)

SG1A


1. (S/NOFORN) On 240900 March 1983, source #08 was interviewed by #66 concerning a

SG1A

3. (U) A transcript of the interview was prepared including a narrative explanation of the drawings which source provided (see Incl 2).

4. (U) A DA Form 341 (Agent Report) was prepared for the sponsor. This report related the salient points of the interview. Attached as an exhibit to the DA Form 341 was a copy of source's drawings (see Incl 3).

3 Incl
as


FREDERICK H. ATWATER
CPT, MI
TNG/OPS Officer

NOT RELEASABLE TO FOREIGN NATIONALS

SG1C

Approved For Release 2000/08/08 : CIA-RDP96-00788R001600320001-0

Approved For Release 2000/08/08 : CIA-RDP96-00788R001600320001-0

TRANSCRIPT

#66: This will be a CENTER LANE Interview for 0900 hours 24 March 1983. Focus your attention now, now 24 March 1983, on the rooftop section which I have pointed out in the photograph I've shown you. Focus solely and completely on this section 24 March 1983 and describe your perceptions to me.

#08: Okay, right now.....the last a.....the last work on the roof is being completed..it involves..involves the....the finishing and a the positioning.....of...of aluminum and sheet metal...protrudings that come through the roof. The..specific positioning is important....of the a..Do you want to know anything more about the roof?

#66: Yes, tell me about these protrudings.

#08:There are....There are soft metal aluminum...hollow rods...that penetrate the..the roof..and protrude through the roof...and in the...four, four areas. There is a....oh yea, ..aluminum rectangular..protruding,..capped..it's a middle top. Also a..soft metal...in the area of the..center of the roof, but..not exact center.

#66: Examine this roof area so that you may draw a replication for me and these things on the roof.

#08: All right.

#66: Move now inside, inside and describe, inside the portion I've pointed out to you.

#08:Something very ironic there, there's a...there's an extension cord with a light in the center of the building.....near an area that's....has the....a flavor of.

#66: Say again.

#08: Has a flavor of ...a..electronics sophisticationThe a...the a....the center of..of ..our interest. There's a sphere....a sphere, an orb with a ring around it.....for the purpose of.....working with pulsations in the atmosphere region...I don't whether this will receive or send, or both when turned on.

- #66: Where's the sphere with the circle around it?
- #08: In the..center, in the...in the a..doesn't seem important, but it's in the...center towards the southern portion, I guess. There's a movement in there, it is electronically controlled, either intentionally manually or automatically... through a console. It seems be ..a great deal of room to house just this simple (mumble), ..simple apparatus..It's more than it needed...It's definitely linked to a console computer, but....the console is not in the building, it will be, but it's already linked.
- #66: Describe interior physical structure of the portion I've pointed out to you, the interior construction, physical structure of the area I've pointed out to you.
- #08:The area's (mumble) area backed up by some console of power to the right of the console of power is a...is the operational mechanism, (mumble)....And behind that, to the wall is a..very simplified..maintenance type section. That's all that I see in there.
- #66: Okay. The portion now that I've pointed out to you is sectioned off in someway or subdivided in someway?
- #08: No I just backed up through the entire thing....The only notable feature that I perceive is some type of a..walkway..a ..along the perimeter of the a..building. ..with the...the maintenance facility, is slightly higher, but..a work bench type construction there. It's a maintenance area.
- #66: Do people work in this area?
- #08: ...The a...sporadically, or they will sporadically....to make a...to provide maintenance, make minor adjustments or whatever, as the need arises.....The a..automatic aspects of the setting of this thing...eliminates the..need for continuous attention...I don't get anything else there.
- #66: All right. focus now the area and explore beyond the confines of my questions and report now as you see fit.
- #08: Allied to this entire affair is a plotting map...it and designates the monitoring of specific activities and the plots on the map indicate..transmission stations.

~~SECRET~~

- #66: Where's the plotting map located?
- #08: The monitoring activity is limited to a.....a specific area, as opposed to a 180 degree sweep, it vectors on a....specific determined area.
- 66: Describe this area.
- #08: It's.....it's a "V" vector that ...comes from the south beyond east, maybe east northeast. I have nothing further.
- #66: All right. Take a moment to review your impressions so that you may render drawings.

~~SECRET~~

DRAWING EXPLANATION

- #08: Okay, on sketch #1, which is a really an overview of the roof and accompanied by a side view of the center, rectangular capped aluminum vent was the starting point of the session, was the focal point. And I started with the roof; to determine really the extent of the construction at this given moment and someone at this time was completing the last details of the roof. And my attention was then focused on these protruding soft metal aluminum type fittings, pipes that protruded from inside the building to the outer side of the building. And focusing my attention on that, I found four of them with a rectangular capped aluminum vent located almost in the center of the roof. This is where I jumped off. Any questions on sketch #1?
- #66: Okay, I think that you said during the interview, that you thought the positioning or spacing of these things was critical.
- #08: Yes and I really don't why. I followed them back and all that seem, they all, only, the only thing they seem to be doing was they were, for one thing hollow, they did not seem to serve any purpose. They were like receptacles for flags, flag stands, by way of comparison. I saw no wires or I saw no, no energy or being beamed or received through the parts, it was just hollow tubing as a..as airducts of sorts.
- #66: Okay, good.
- #08: Okay, going on with sketch #2 which is an overview of a the impressions that I received of the contents or the interior of the building and they main focus of the attention was the item that I have labeled, the orbital antenna, which was on a stand in the front portion of the building, perhaps the first third of the building. And as I backed up---
- #66: --When you say the building--
- #08: ---The building of interest on the photograph.
- #66: Okay, the particular section, then this new, newer piece of construction.
- #08: That particular section on which, on which we focused, yes, on which we focused our attention this morning.

~~SECRET~~

- #08: A, behind the antenna from the south to north was the console, the electronic console, providing the energy to the antenna system. And behind the console, to the northern portion of the building, was a work bench area, typified by very a, I was struck by the simplicity of it. In other words, there seemed to be an absence of sophisticated tools, talking about screwdrivers and maintenance, simplified maintenance tools and a few spare parts things, but nothing at all sophisticated in there. And upon closer look, I determined there was some sort of catwalk or a ramp on the side of the building, slightly raised or..that's about as best as I can describe it, it's like raised.
- #66: Okay.
- #08: It's for a catwalk around the interior of the building, I don't know what--
- #66: Okay, now I have a question. Is the interior area where the antenna and the console sits, is that area raised or is the walkway around it raised above?
- #08: I'm not sure. I'm not sure. It just seemed out of, the elevation was not the same.
- #66: There's a difference in elevation--
- #08: --There's a difference in elevation in the orb and either the floor of the building or the catwalk. That seemed to be recessed, now that you're pushing me to it.
- #66: Okay.
- #08: Yes, it seemed recessed.
- #66: So, anyway, you went around this and then you got into the, the antenna area. Okay, now in focusing on present time 24, what's the status of this operation within the area today?
- #08: Ah, the real 24 March status of the building is in sketch #1. After that I got lost within the interior of the building. Try as I might, I saw a computer console that directed the activity of the orbital antenna. I could not determine in terms of time whether it was actually in the room or it was a in some other area and remotely controlling the area of coverage provided by the antenna system. I knew it was there. I knew its purpose and I knew what it was doing, but I could not determine if it was actually in the room.

~~SECRET~~

~~SECRET~~

#66: All right.

#08: But it is there someplace.

#66: There is terms of, that's how it works?

#08: That's how works, probably in the building someplace.

#66: Instead of there in terms of physical space.

#08: It is there effecting the orbital antenna.

#66: Okay. So, apparently, in review, what you have here is a centralized concept within a, there does seem to be a centralized, by physical structure, either a raised catwalk or a raised flooring with a walkway around it area of a orbital antenna, or what you call it, orbital antenna.

#08: Yea, yes.

#66: Okay, all right. Now what about sketch #3?

#08: Sketch #3 is a post session impression. And the question I asked myself there was, what is the intelligence purpose of the issue of intelligence importance in this entire, for this entire building and the impression was one of---

#66: Excuse me, let me interrupt. When you say entire building, do you mean the newer section?

#08: No, no,---

#66: The newer section being structured?

#08: Yes the target.

#66: All right.

#08: Okay.

#66: I'm sorry.

#08: Specifically the target. Nothing else.

#66: All right.

~~SECRET~~

#08: And the specific purpose of the target or the activity, the issue of intelligence interests, and I received a very distinctive impression of an area of tracking of transmission points on a map that this antenna was responsible for tracking. And it's difficult to try and pinpoint the area of responsibility that it had. The initial impression that I had was from south to a point extending to an area around east, northeast, north, northeast, in other words it did not go a full 180 degrees. And as I was putting it on the sketch, I got the impression that it was at a lower point. Consequently, in Sketch #3 I have a line extended from south to the center, to a center point and a broken line to east, north, east, north, northeast and a solid line, I'd have to figure that out when I'm not--

#66: Right, whatever.

#08: Whatever, which was the mission.

#66: Your original impression is from the dash line, where as you were drawing it, you felt more refined in putting down this other solid line.

#08: Yes

#66: All right, good.

#08: What surprised me is the restricted area that it was monitoring, as opposed to an entire 180 degrees.

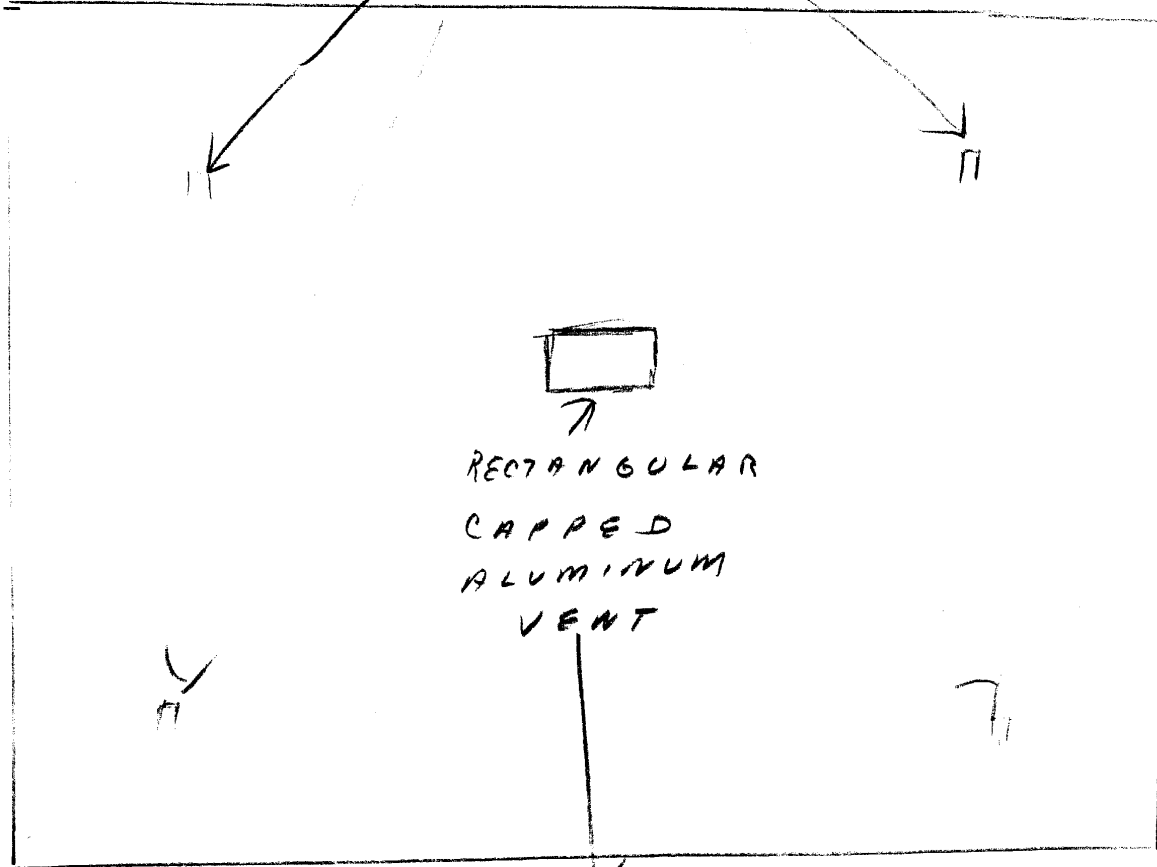
#66: All right. Is there anything else you would like to add about your perceptions?

#08: No.

#66: Okay, fine.

Approved For Release 2000/08/08 : CIA-RDP96-00788R001600320001-0

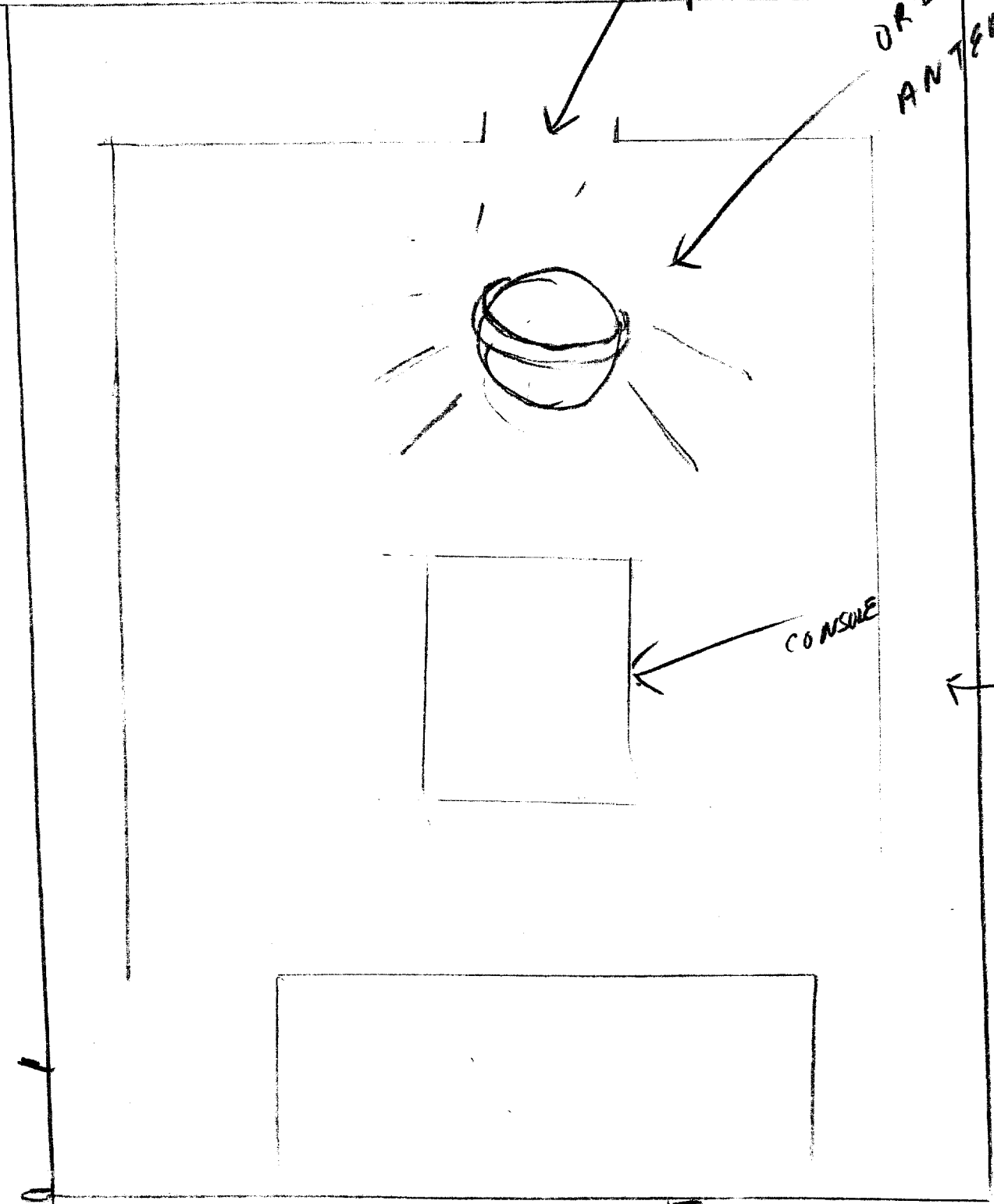
PAINT PINS -
CAPPED
ALUMINUM
PIPE FITTINGS



SKETCH # 1

Approved For Release 2000/08/08 : CIA-RDP96-00788R001600320001-0

~~SECRET~~



ENTRANCE ANTENNA

ORBITAL ANTENNA

CONSOLE

RAISED

CAT-WALK

MAINTENANCE BENCH

~~SECRET~~

SKETCH # 2

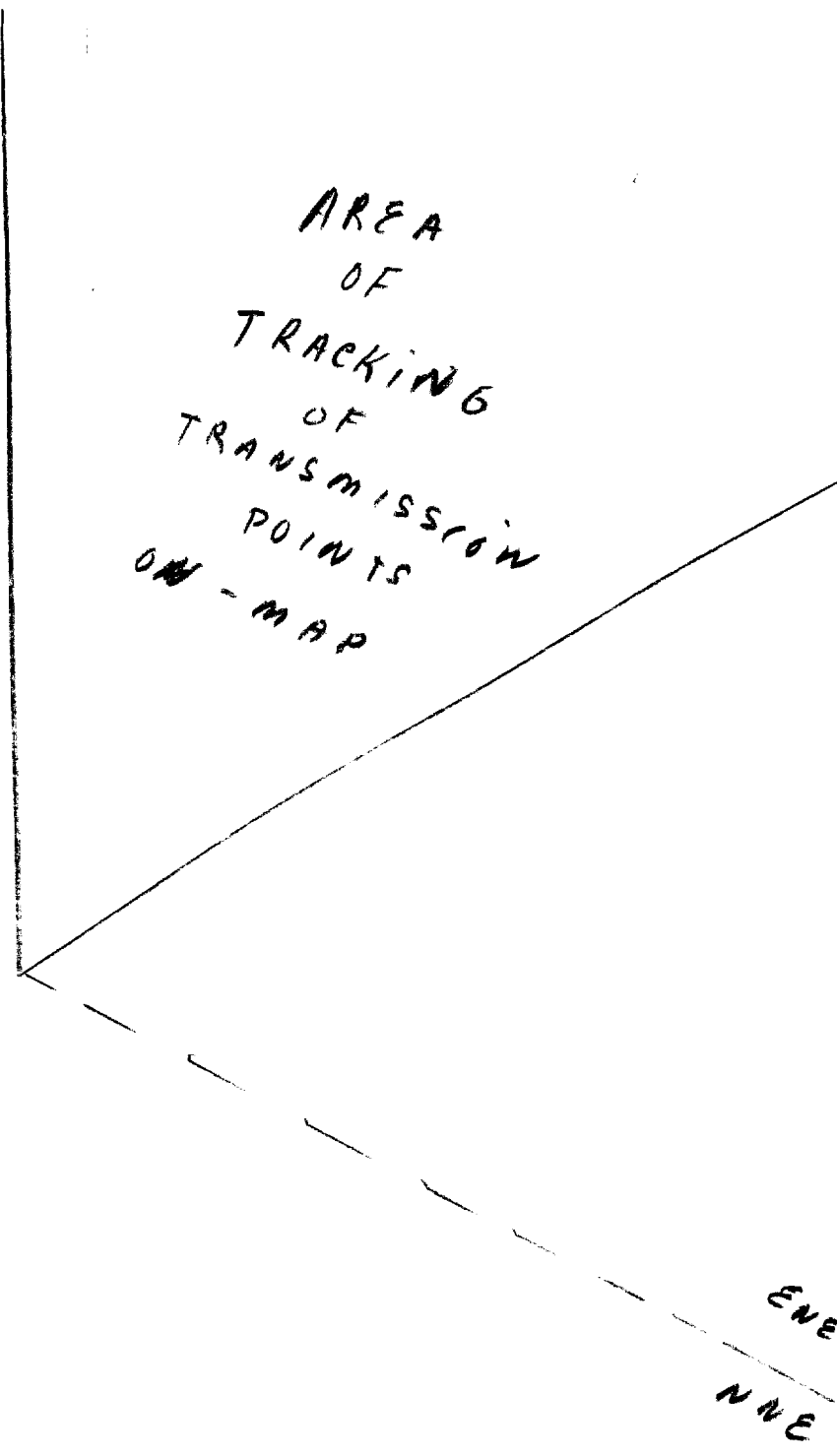
OVERVIEW

↓
N

~~SECRET~~



AREA
OF
TRACKING
OF
TRANSMISSION
POINTS
ON - MAP



~~SECRET~~

SECRET

AGENT REPORT

For use of this form, see FM 30-17(C); AR 381-20; the proponent agency is the Office of the Assistant Chief of Staff for Intelligence.

1. NAME OF SUBJECT OR TITLE OF INCIDENT

2. DATE SUBMITTED

[REDACTED]

SG1A

3. CONTROL SYMBOL OR FILE NUMBER

CL-1002/8303/08

4. REPORT OF FINDINGS

On 24 March 1983, Source CL-08 was interviewed concerning a

[REDACTED]

SG1A

Source described the roof of the newly constructed structure as having four protruding soft metal pipes and a rectangular capped aluminum vent located almost in the center of the roof (drawing 1). Source indicated that the pipes seemed to be just hollow tubing, almost like air ducts.

The interior consisted of an open area with what might be a raised floor in the center. This center area was surrounded by a walkway. In the front portion of the center area sitting on a stand was a sphere with a ring around it which Source called an "orbital antenna." Near the middle of the center area was an electronic console which provided energy and control for the antenna system. To the rear of the console was a maintenance area (drawing 2). Source described the maintenance area as containing a work bench, simplified maintenance tools and perhaps few spare parts but no sophisticated tools. Personnel were required only for minor adjustments (not further identified) and maintenance (not further identified).

The purpose of the "orbital antenna" was to work with "pulsations" in the atmosphere (not further identified). Source was unable to report whether the antenna would receive or send these pulses (or both) when active. This antenna was moved either manually or automatically through the use of an electronic console (not further described). Source stated that the newly constructed section was not normally occupied, that the automatic setting of the orbital antenna eliminated the need for continuous attention.

Associated with this equipment was a plotting map (not further identified) which monitored the specific activities of the antenna. The plotting map was located outside the structure. The plots on the map indicated transmission

WARNING NOTICE: SENSITIVE INTELLIGENCE SOURCES AND METHODS INVOLVED NOT RELEASABLE TO FOREIGN NATIONALS

CLASSIFIED BY: MSG, DAMI-ISH
DTG: 051630ZJUL78
DECL: Originating Agency's Determination Required

(continued)

5. TYPED NAME AND ORGANIZATION OF SPECIAL AGENT

6. SIGNATURE OF SPECIAL AGENT

CLOSE TO THE GROUND

DA FORM 341

REPLACES WD AGO FORM 341, 1 JUN 47, WHICH MAY BE USED.

U.S. Government Printing Office: 1982-361-646/8228

IWCI 3

SG1A

Approved For Release 2000/08/08 : CIA-RDP96-00788R001600320001-0

Approved For Release 2000/08/08 : CIA-RDP96-00788R001600320001-0

~~SECRET~~

US ARMY
INTELLIGENCE AND SECURITY
COMMAND





EXHIBIT
COVER SHEET

SG1A

SUBJECT:

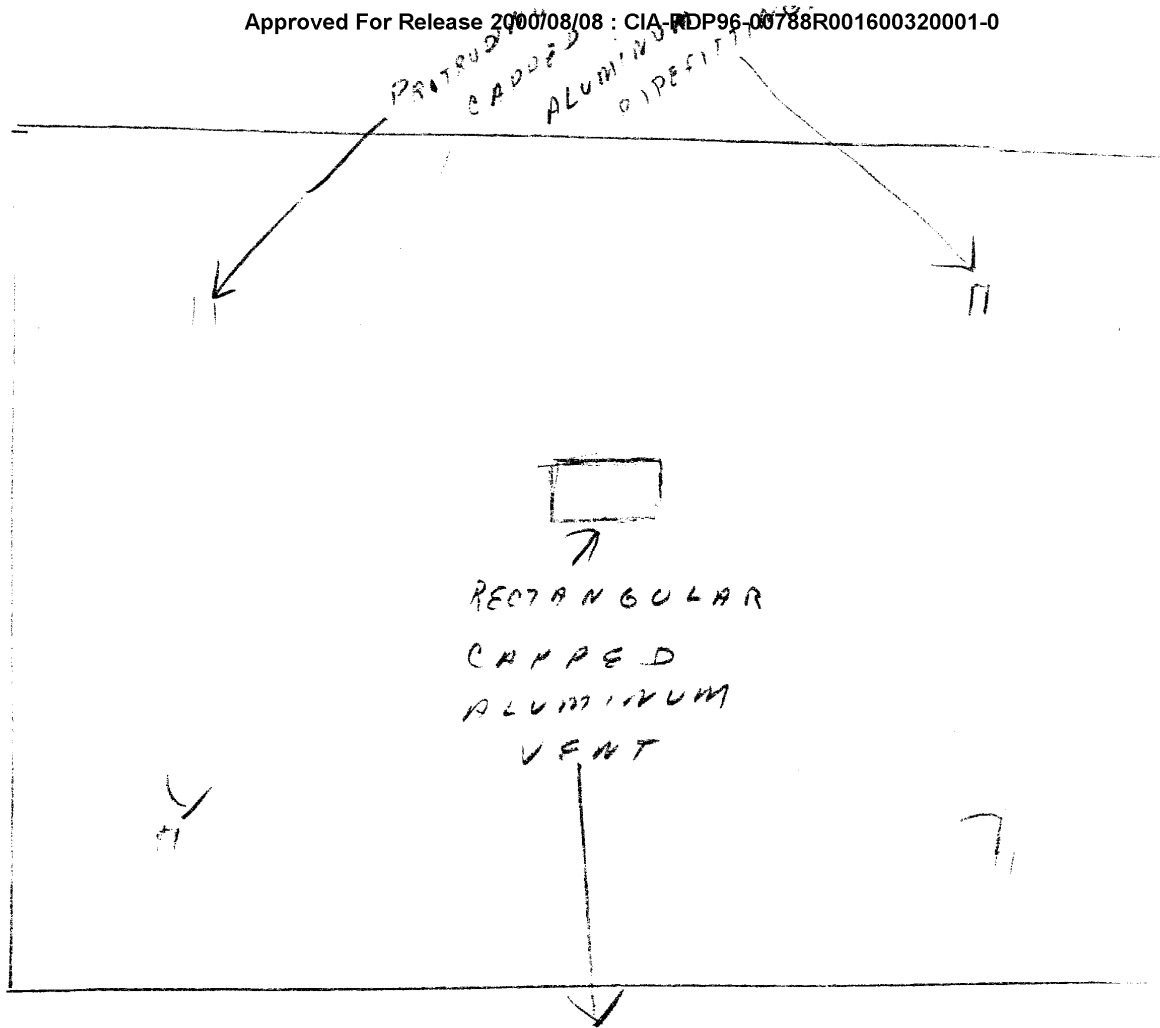


FILE NUMBER: CL-1002/8303/08

PREPARING UNIT:

AGENT REPORT DATED:

DESCRIPTION: Drawings

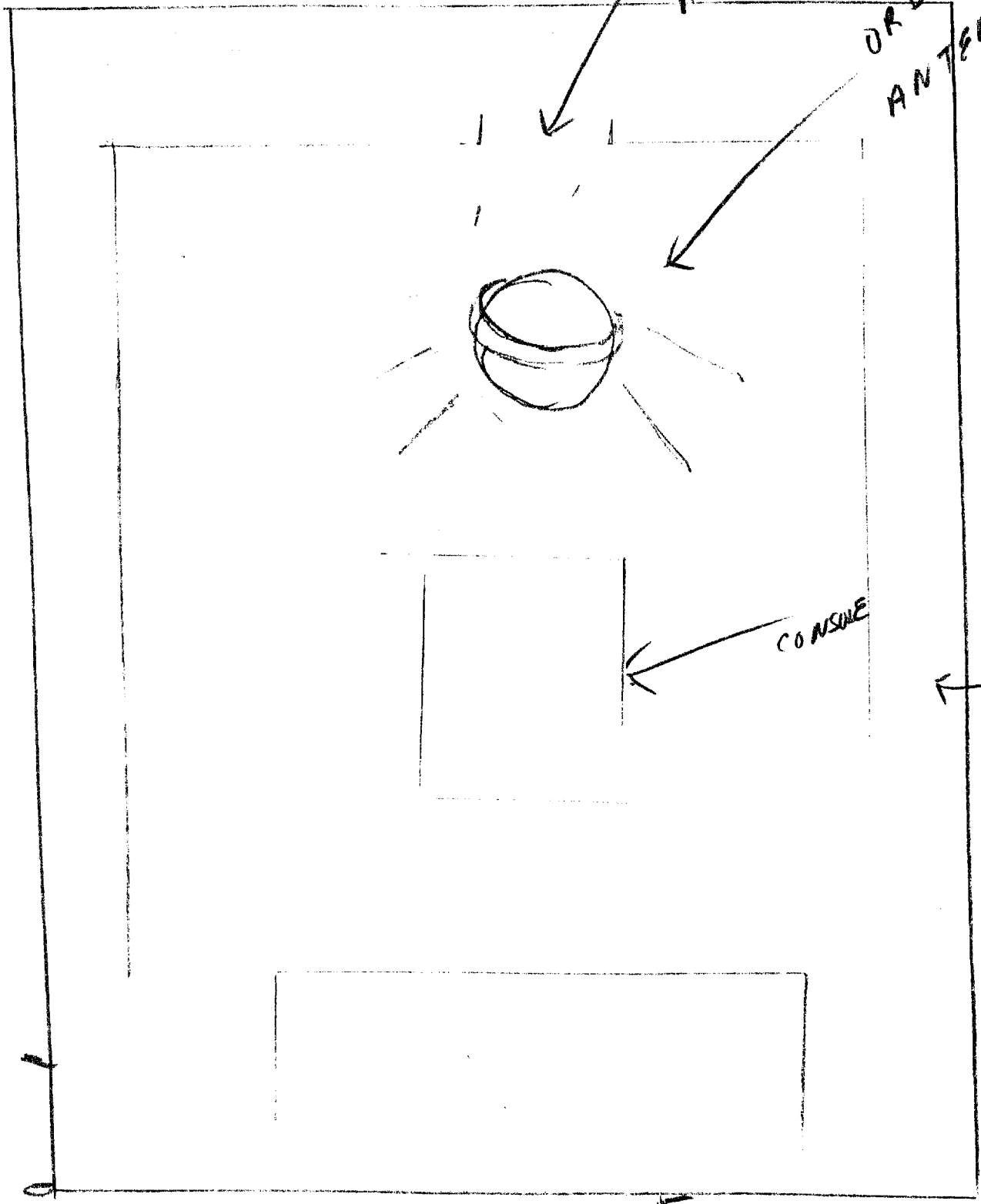


PROTRUDING
CAPPED
ALUMINUM
PIPE FITTING

RECTANGULAR
CAPPED
ALUMINUM
VENT



SIDE VIEW



over

Site # 2

OVERVIEW

MAINTENANCE BENCH

N



AREA
OF
TRACKING
OF
TRANSMISSION
POINTS
ON MAP

ENE
NNE