

SECRET

IAGPA-F-SD

22 March 1983

MEMORANDUM FOR RECORD

SUBJECT: CENTER LANE Interview Summary - CL-1000/8303/08 (U)

SG1A

SG1A 1. (S/NOFORN) On 160900 March 1983, Source #08 was interviewed concerning a



3. (U) A transcript of the interview was prepared including a narrative explanation of the drawings which source provided (see Incl 2).

4. (U) A DA Form 341 (Agent Report) was prepared for the sponsor. This report related the salient points of the interview. Attached as an exhibit to the DA Form 341 was a copy of source's drawings (see Incl 3).

3 Incl
as

Frederick H. Atwater
FREDERICK H. ATWATER
CPT, MI
OPS/TNG Officer

NOT RELEASABLE TO FOREIGN NATIONALS

SECRET

SG1C

Approved For Release 2000/08/08 : CIA-RDP96-00788R001600300001-2

Approved For Release 2000/08/08 : CIA-RDP96-00788R001600300001-2

SECRET

TRANSCRIPT

#66: This will be a CENTER LANE Interview for 0900 hours 17 March 1983. Relax now and focus your attention on the area in the photograph I've shown you. Focus on this target area today 17 March 1983 and describe your perceptions to me.

#08:There's a...there's a deluge of impressions here that a....that start with a....with the construction of the, of the building to, it's a near completion. The ... the control a....area is a..is in the a ...southern part of the building. And in front of that is..an open area, a bay area....The..the control area uses..two floors. It a.....that's where the a...the consoles or will be located..the big empty area, the bay area. In front of it, there's two distinct impressions there's a....this is a....there's a...there's a..an energy,..energy.. energy bar...it's cylindrical....cylindrical aboutThere's 6 or 7 inches in diameter..and over that is a...are just some..some dish antenna that rotates on the bar that can be tilted, from left to right on its axis.....System is a...is a..an intercept type, but it's aimed at the sky.

#66: Say that again.

#08: It's mainly aimed at the sky....Intercepts the pulses from ...in the sky.

#66: I assume that your comments have all been confined to this small area, that I pointed out to you in the photograph.

#08: Yes.

#66: Describe the environment within this area.

#08: Very white, very hygienic, very...what I see simply doesn't fit in that building.

#66: Describe.

#08: All I see are people working with consoles, on the pulses received by this apparatus and intercepted and interpreted on table consoles.

SECRET

~~SECRET~~

- #66: Okay, perhaps those consoles aren't in this area, but are fully perceptible to you. Let's concentrate now on the physical characteristics of the area in the photograph I've pointed out. Describe the flooring to me.
- #08: Let me start with the fact that there's a sense of hollowness.
- #66: Describe the shape of the hollowness.
- #08: It's a big...it's big and round.
- #66: And the boundaries to the hollowness, describe the shape of the boundaries.
- #08: It's going extend from the north to the south, but there's going to a space in the southern portion to, to..to house a control facility that will control the apparatus that is to be set up in the hollowness portion which is the front which takes up the greater room, the greatest space in the room.
- #66: And what is the shape of this hollow portion, on the inside?
- #08: It's, it's like a...it's a housing for some type of antenna.
- #66: What is the shape of this housing?
- #08: It's just an empty room, basically.
- #66: The shape of the empty room?
- #08: An extending hollow cube.
- #66: All right. Describe the floor to this empty area. Remember the date today 17 March 1983.
- #08: Yea, the construction procedure is different.
- #66: Focus only on today 17 March 1983
- #08: It's in the process of being constructed. There are lines, cables being laid out to accommodate the apparatus that's going to be there. It's not in any shape hooked up.....the lines are being...laid out to the various portions of the building they're building, the floor. They will subsequently attached to the apparatus. The floor is going to be completed before the apparatus comes in.....

~~SECRET~~

SECRET

- #66: Describe the smell in this area.
- #08: Smell is of open new construction of new (mumble), fresh cement, freshness one of new studs, new flooring, just laid down. I can't get anything more out of it.
- #66: All right. Want you to examine very carefully in the area so that you might draw the walls and partitions and diagram out the area that I've pointed out in the photograph. So take a moment now and to review your perceptions.
- #08: I am. I'm ready if you are.
- #66: Okay, let's draw then.

SECRET


SECRET

DRAWING EXPLANATION

- #08: Okay in sketch #1 which I labeled overview were the impressions of the disposition of that area that is under construction in the picture. One of the most important, one of the most impressive impressions was that the front portion of the north side of the building is an open bay area. And in the southern portion of that building, a separate control section was being constructed there. The impressions varying time from open stud framework to cement flooring with cables leading to the bay principally, but also to the other portions of the building, as if it were being wired, electrically wired and being ready for housing of a rotating antenna, which I've sketched on sketch #2.
- #08: (Sketch #2) Which I've described as an energy bar with a rotating antenna, rotating in the sense that it can swivel from north to south, but also swivel from east to west, if we follow the contours of the building, at least 45 degrees from east to west, and forward and backwards. The antenna was not there, but it will be there. That antenna rested on what I call an energy bar, was just full energy. I was trying to get dimensions and all I could come with was a diameter of about 7 inches in what seemed to be a cylinder. That cylinder was on the frame that was, in turn, embedded in the cement floor that is not yet completed. I have nothing further.
- #66: Okay, fine.

SECRET

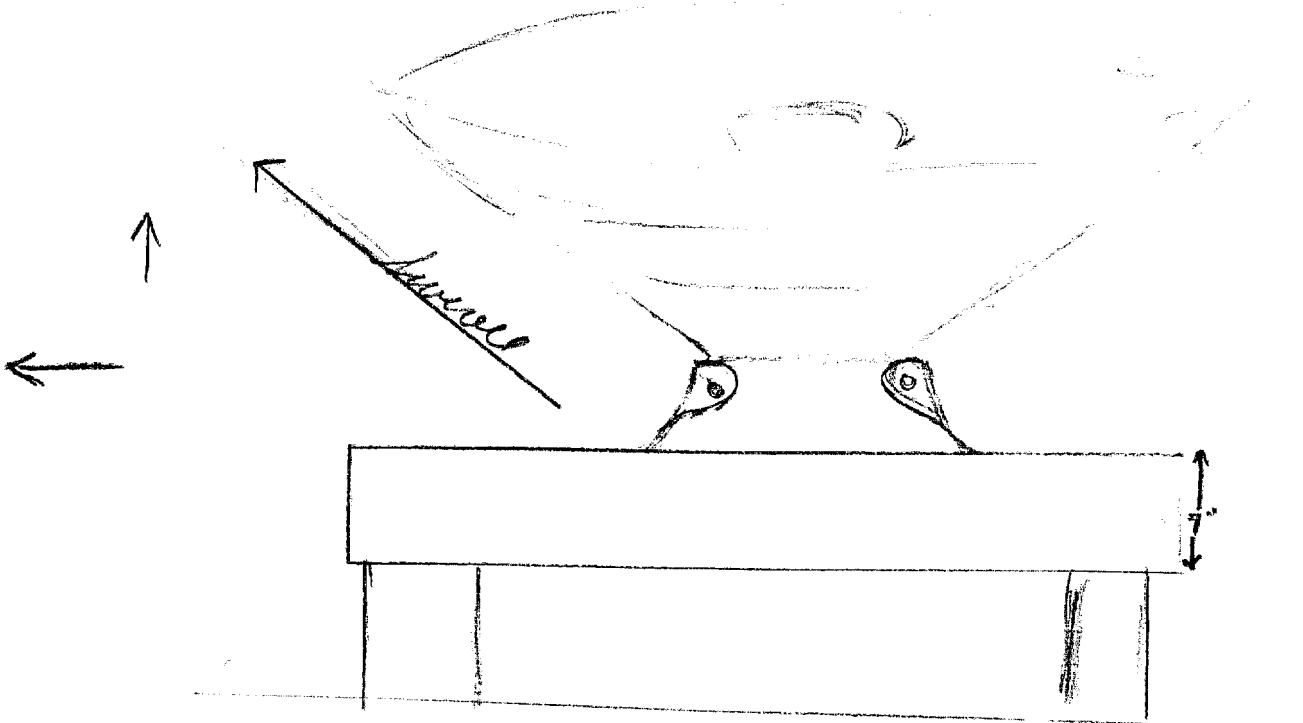
SECRET



SECRET

*Sketch # 2 Rotating
antenna*

SECRET



Cement Floor

SECRET

~~SECRET~~

AGENT REPORT

For use of this form, see FM 30-17(C); AR 381-20; the proponent agency is the Office of the Assistant Chief of Staff for Intelligence.

1. NAME OF SUBJECT OR TITLE OF INCIDENT



2. DATE SUBMITTED


3. CONTROL SYMBOL OR FILE NUMBER

CL-1000/8303/08

4. REPORT OF FINDINGS

SG1A

On 17 March 1983, Source CL-08 was interviewed concerning



During construction, this new portion was divided into two areas which Source called an open bay area and a control area. The open area was characterized by its hollowness, basically an empty room. The control area was smaller than the open area and was the southern part of the newly constructed portion. There was a cement floor in this new portion. Cables were laid to the open area and to other areas of the "building" (not further identified). An "energy bar" or "cylindrical pipe", approximately seven inches in diameter was connected in some way with a "dish antenna" (not further identified), on a frame which was embedded in the cement floor in the open bay area, which source described as "a housing for some type of antenna." At one point, Source described the hollowness as "big and round." During this construction phase, "table consoles" (not further identified) were installed in the control area.

During operation, the antenna in the open area rotated on the bar and was tilted from left to right. Source described this as an intercept system aimed at the sky. This system intercepted pulses from in the sky. Source described the environment within this area as "very white, very hygienic" but was confused by his own description because it did not seem appropriate. Operations of the control area involved two floors. Personnel worked with consoles "on the pulses" which were intercepted. The pulses were "interpreted on table consoles."

WARNING NOTICE: SENSITIVE INTELLIGENCE SOURCES AND METHODS INVOLVED NOT RELEASABLE TO FOREIGN NATIONALS

CLASSIFIED BY: MSG, DAMI-ISH
DTG: 051630ZJUL78
DECL: Originating Agency's Determination Required

(continued)

5. TYPED NAME AND ORGANIZATION OF SPECIAL AGENT

6. SIGNATURE OF SPECIAL AGENT

DA FORM 341

REPLACES WD AGO FORM 341, 1 JUN 47, WHICH MAY BE USED.

U.S. Government Printing Office: 1982-381-848/8228

I w c 1 3


SG1A

Approved For Release 2000/08/08 : CIA-RDP96-00788R001600300001-2

Approved For Release 2000/08/08 : CIA-RDP96-00788R001600300001-2

SECRET


**US ARMY
INTELLIGENCE AND SECURITY
COMMAND**



**EXHIBIT
COVER SHEET**

SG1A

SUBJECT:



FILE NUMBER: CL-1000/8303/08

PREPARING UNIT:


AGENT REPORT DATED:

DESCRIPTION: Drawings

SECRET

**REGRADED UNCLASSIFIED
WHEN SEPARATED FROM
CLASSIFIED INCLOSURES**

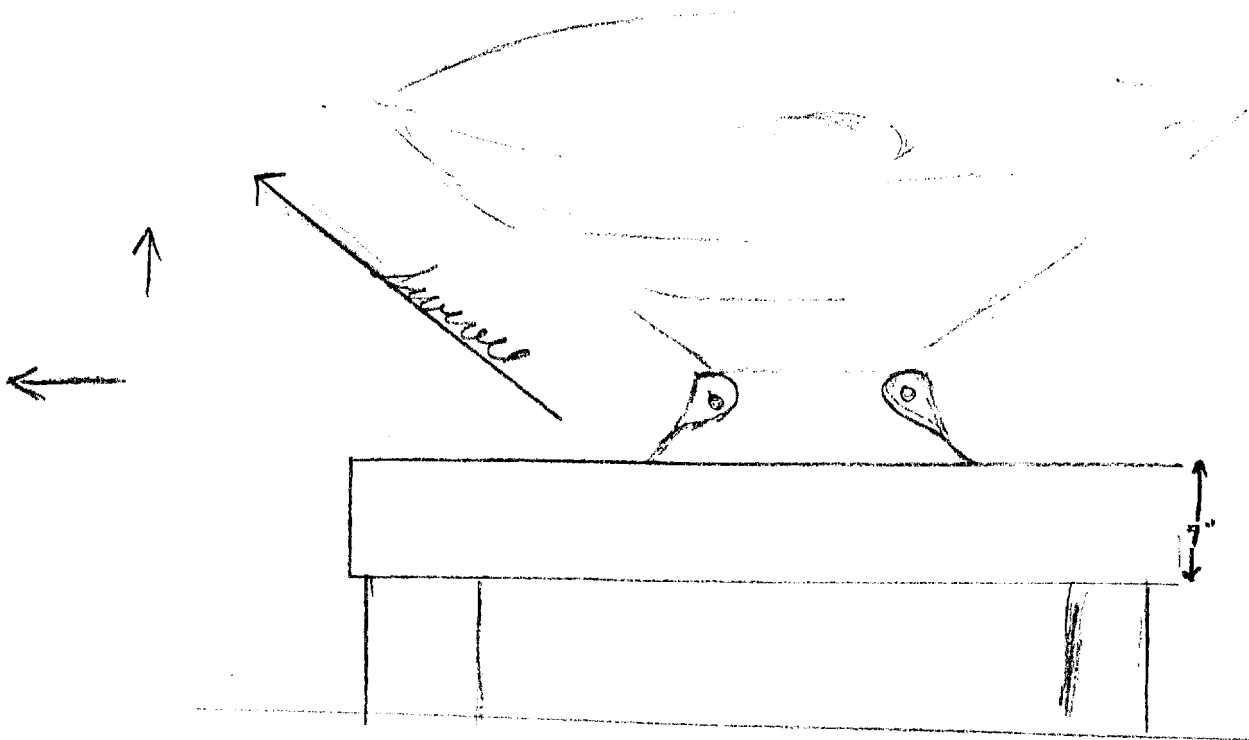
SECRET



SECRET

SECRET

Rotating Antenna



Cement Floor

SECRET