

~~SECRET~~

IAGPA F-SD


25 April 1983

MEMORANDUM FOR RECORD

SUBJECT: CENTER LANE Interview Summary - CL-1009/8302/01 (U)

1. (S/NOFORN) On 200900 April 1983, source #01 was interviewed by #66 concerning the third floor of an unidentified building under construction in an attempt to determine if there was any intelligence threat to the area. The project 8302 sponsor had previously provided a schematic diagram of the third floor for use during an earlier interview (CL-998/8302/01, conducted 15 March 1983). For this interview the sponsor provided a photograph, undated but during construction, of the building question (see Incl 1).
2. (S/NOFORN) For this interview source was shown the schematic diagram previously concealed in a sealed envelope and the photograph provided by sponsor. Source was told that the building was still under construction and that it was being built in a foreign country by foreign workers. Source was asked to focus his attention on the building in the photograph during the construction phase and search out any intelligence threat that he might find. Source was not provided any further data nor was any available to this office.
3. (U) A transcript of the interview was prepared including a narrative explanation of the drawings which source provided (see Incl 2).
4. (U) A DA Form 341 (Agent Report) was prepared for the sponsor. This report related the salient points of the interview. Attached as an exhibit to the DA Form 341 was a copy of source's drawings (see Incl 3).

3 Incl
as


FREDERICK H. ATWATER
CPT, MI
OPS/TNG Officer

CLASSIFIED BY: MSG, DAMI-ISH
DTG: 051630ZJUL78
DECL: Originating Agency's
Determination Required

NOT RELEASABLE TO FOREIGN NATIONALS

~~SECRET~~

SG1A

Approved For Release 2000/08/08 : CIA-RDP96-00788R001600260001-7

Next 1 Page(s) In Document Exempt

Approved For Release 2000/08/08 : CIA-RDP96-00788R001600260001-7

~~SECRET~~

TRANSCRIPT

- #66: This will be a CENTER LANE Interview for 0900 hours 20 April 1983. Concentrate now, relax, relax, relax. Focus your attention on the the building in the photograph I've shown you, during construction and describe your perceptions to me.
- #01: Impression of a..a large portion of the work is finished. See interior walls are going up.....Keep being drawn to the elevator area..... Got.. I don't see anything wrong with the pilings anywhere,I keep finding myself inside the elevator shaft.
- #66: Explore.
- #01: I am, just a minute.....See exposed, ...exposed corners on.....it's in the corner, it's exposed corner of beams,...inside the elevator shaft,..inside ofsome kind of metal...studs that are like...sawed off or cut off. They're not..broken away and plugged, they're just..clipped. Seems to be abnormal...construction. It's every floor though, not just the third floor.
- #66: Scanning this construction phase, scanning the construction phase of the building, focus on that which is a threat to the security.
- #01:Just keep getting drawn into the elevator shaft..ah, primary concern is the access to the elevator shaft...
- #66: Break this out.
- #01: ...I ask myself that question, I find myself on top of the elevator in the elevator shaft looking at the corner. See a...see access to some kind of paired metal studs..into power...Get an impression of...fine wire attachment, but not yet, later. Black box later,..easy access later...undisturbed access later...Metal studs are important, but they're not a anything special right now.
- #66: All right. Take a moment to orient yourself now so that you may draw this for me.....Now take a moment to focus on the items attached later and describe them to me.

NOT RELEASABLE TO FOREIGN NATIONALS

~~SECRET~~

- #01: Just a minute.....Just get a black box under a ledge,..center wall right of elevator. Wire going parallel to black cable to large black box on wall..and wires going under ledge to corner studs.....But none of its there yet. It can't, for some reason it can't be put in until building's being occuppied. Get a feeling of, you got to wait...Most important is the access.
- #66: Break this out.
- #01: Can't get to the elevator shaft, it's all for nil, won't matter. The access can be at the...basement or any floor.
- #66: Did you say the access is important in that you can not get to the shaft?
- #01: ...Access is important..for the threat later. Won't be any threat 'til later.
- #66: All right.
- #01:See some kind of duct work going into the elevator shaft too....So there's more than the single access route.....Think the duct work has something to do with the a...metal studs.
- #66: Break this out.
- #01: Get a direct physical connection. I don't know how to explain that....Just get a thought of connection and it's physical.
- #66: All right.
- #01: And that won't be done either, until it's finished....That's all I'm getting.
- #66: All right, fine. Remember the perceptions you've had so that you may draw for me.

~~SECRET~~

~~SECRET~~

DRAWING EXPLANATION

- #01: Okay, the drawings, I did two. Page #1 is like a view from inside the elevator shaft and I labeled everything there. What is important is access to the elevator shaft, that's critical for implementing the threat after the building is finished.
- #01: Page #2 is a projection of this elevator shaft, looking through all the floors and how this arrangement is wired up and can be moved up and down through the elevator shaft. It's almost like, I get an impression they don't know exactly where in the building they're going to go yet. But they're making arrangements for where ever that happens to be, so I think if anything was more important than anything else it would be the access to the elevator shaft.
- #66: Okay.
- #01: After the building is completed.
- #66: Can you elaborate at all on that? I'm imagining in my mind what you might mean by access to the elevator shaft, whether they be some foreign workmen climbing up on top of the elevator or something like, I'm imagining what you might be saying. Can you elaborate at all?
- #01: Ah, what I see happening, okay, is the building going through completion and being completed. Then I see having to go in and install this threat box to these wires or whatnot, up under these ledges. And these in turn connect to these studs coming through the corner of the elevator shaft, which incidentally wrap all the way around the elevator shaft. And this in turn is then powered from a nearby box that's mounted on the wall. I get an impression of a lot of very high powered cable type things running up and down the elevator shaft. And everything is built in a way that it's all readily accessible and the only way to gain access is through the elevator shaft. And it's an access that can be done any time, really by anybody who can gain access to the building, from any floor and it's an undisturbed access, because you would not normally have anything other than maybe an alarm type type device or something in the elevator shaft. That's my impression.

~~SECRET~~

#66: I guess what I'm, in general terms what you're saying is simply, "Pay attention to access to the shaft."

#01: Yes. All that's required to implement this threat exists in the elevator shaft. It's inherent in the structure of the building. It's built into the building. They cannot gain access to the elevator shaft undisturbed for a, you know, a logical period of time, a reasonable period of time. Then they cannot implement the threat, is what I'm saying.

#66: Okay.

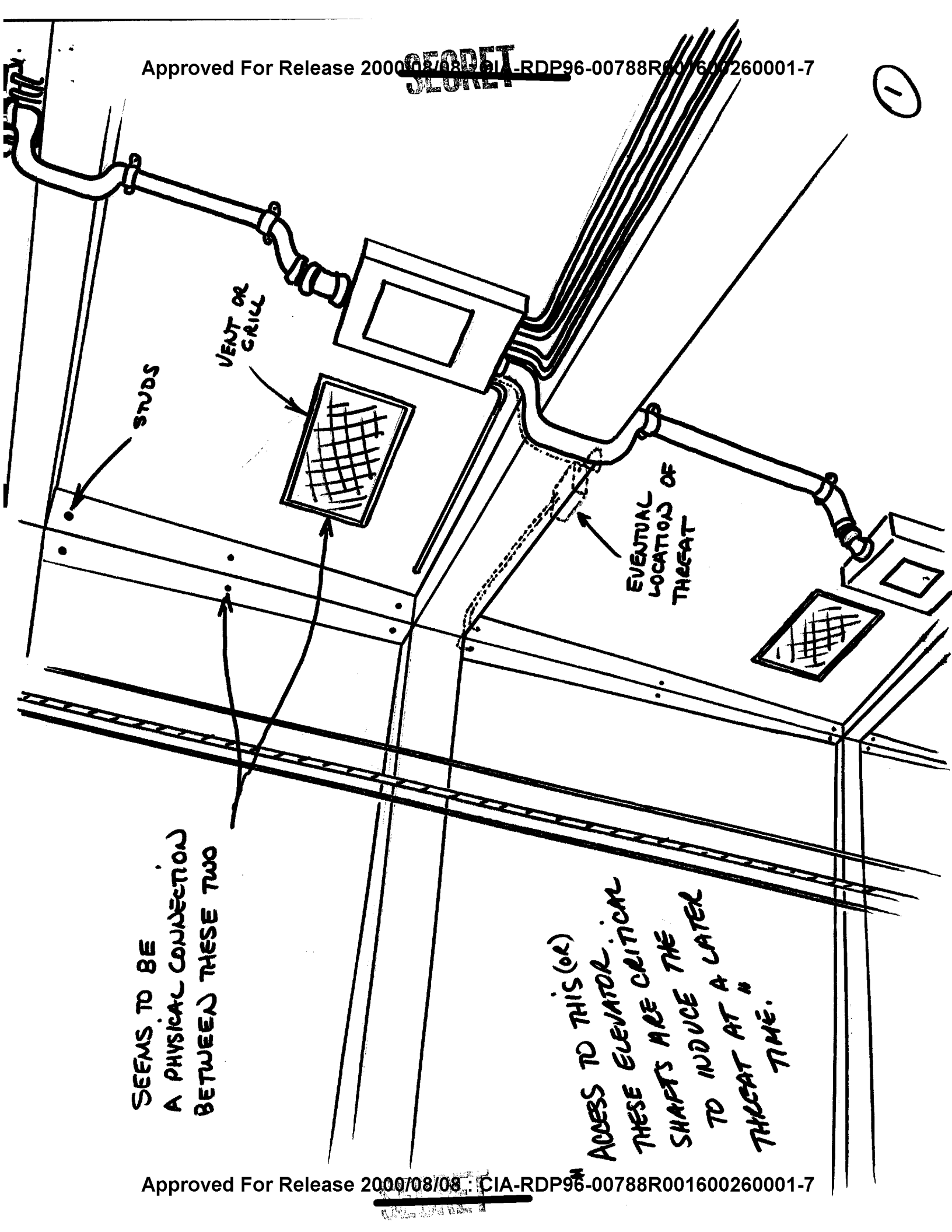
#01: And that's about it.

~~SECRET~~

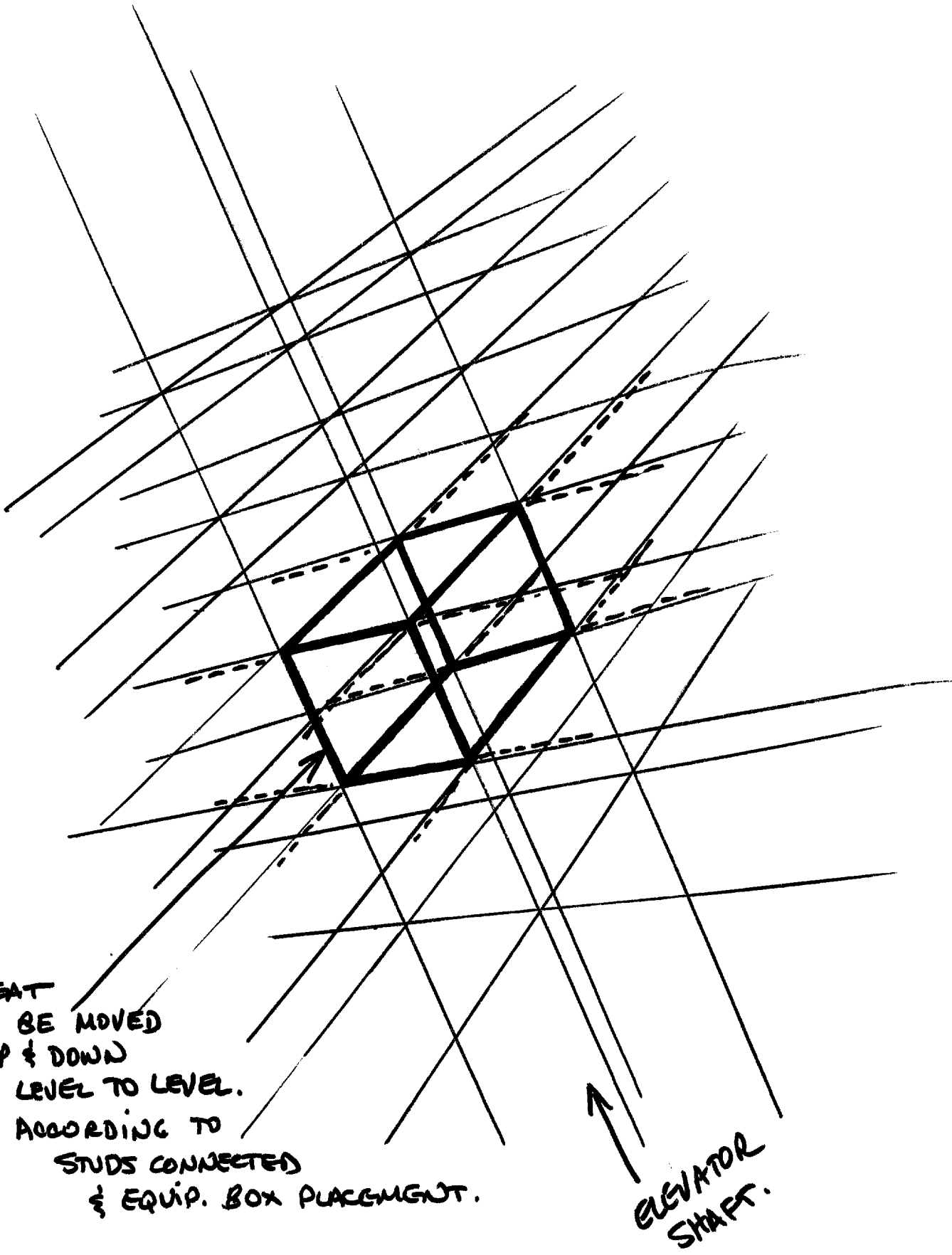
①

SEEMS TO BE
A PHYSICAL CONNECTION
BETWEEN THESE TWO

ACCESS TO THIS (OR)
THESE ELEVATOR
SHAFTS ARE CRITICAL
TO INDUCE THE
THREAT AT A LATER
TIME.



~~SECRET~~



THREAT
CAN BE MOVED
UP & DOWN
LEVEL TO LEVEL.
ACCORDING TO
STUDS CONNECTED
& EQUIP. BOX PLACEMENT.

ELEVATOR
SHAFT.

AGENT REPORT

For use of this form, see FM 30-17(C); AR 381-20; the proponent agency is the Office of the Assistant Chief of Staff for Intelligence.

1. NAME OF SUBJECT OR TITLE OF INCIDENT THIRD FLOOR UNIDENTIFIED BUILDING	2. DATE SUBMITTED 3. CONTROL SYMBOL OR FILE NUMBER CL-1009/8302/01
---	--

4. REPORT OF FINDINGS

On 20 April 1983, Source CL-01 was interviewed concerning the third floor of an unidentified building under construction in an attempt to determine if there was any intelligence threat to the area. Source stated substantially as follows:

There was no intelligence threat to the third floor of the building during the construction phase. After the building was completed a "threat box" was installed in the elevator shaft (drawing 1). This black box (not further identified) was placed under a ledge on the center wall to the right of the elevator and was connected to a power box on the wall and to studs which came through the corner of the elevator shaft. Source reported that these studs were unusual in that they were sawed off or cut off as opposed to being "broken away and plugged." Source stated that these studs may have had a physical connection (not further identified) with some kind of duct work going into the elevator shaft.

Source stated that they (presumably HOIS) did not know where they would (technically) attack in the building. For this reason, steps were taken (not further identified) to enable them to (technically) attack the building by utilizing various locations in the elevator shaft (drawing 2). Each location was adjacent to a high powered cable located on the elevator shaft wall. Source emphasized that there was no intelligence threat during construction but that access to the elevator shaft provided the opportunity for the installation of the "threat box."

No further amplifying information concerning any intelligence threat to the third floor of building in question was obtained from Source during this interview.

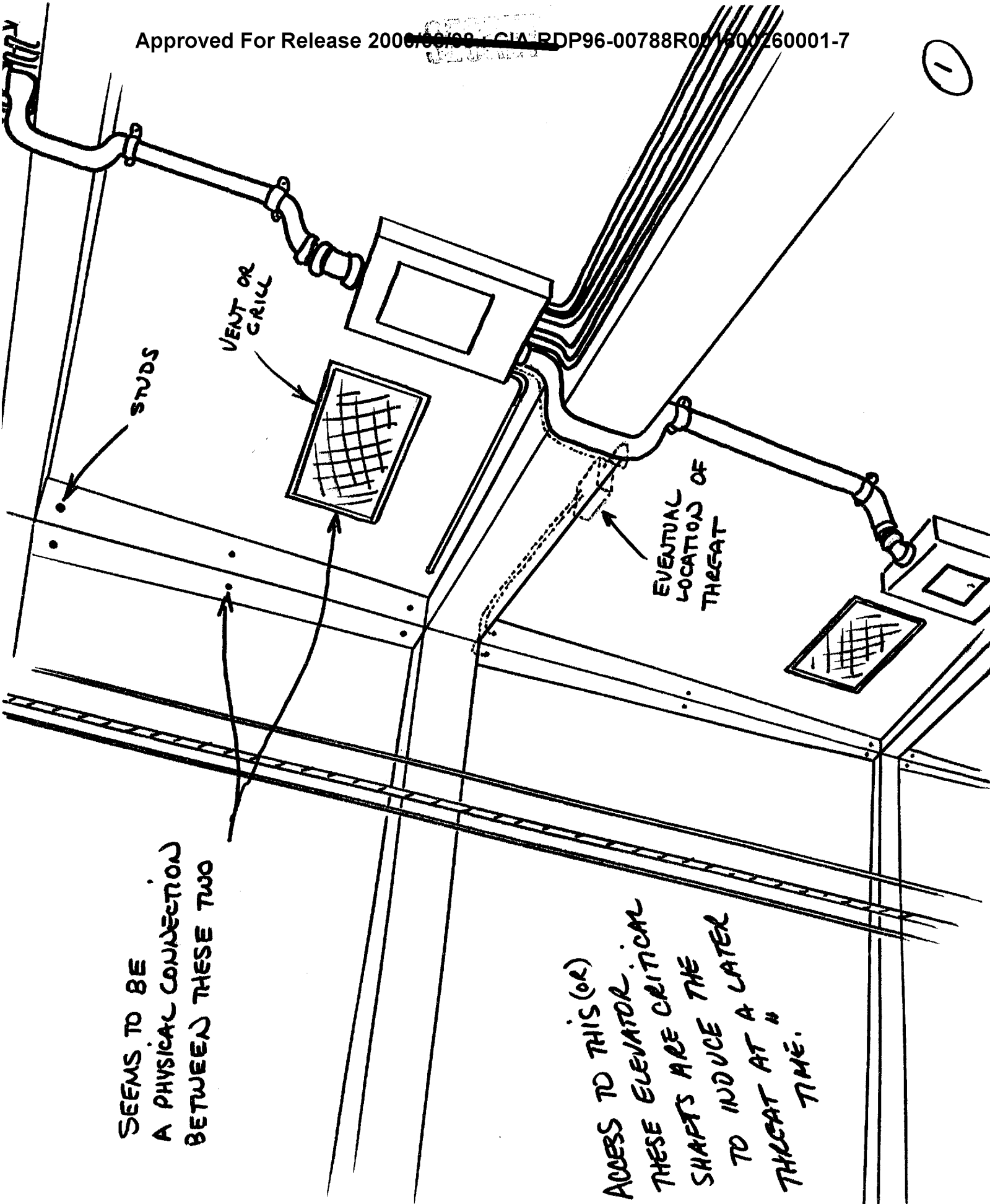
Attached hereto as EXHIBIT I are drawings provided by Source.

WARNING NOTICE: SENSITIVE
INTELLIGENCE SOURCES AND
METHODS INVOLVED
NOT RELEASABLE TO FOREIGN
NATIONALS

CLASSIFIED BY: MSG, DAMI-ISH
DTG: 051630ZJUL78
DECL: Originating Agency's
Determination Required

5. TYPED NAME AND ORGANIZATION OF SPECIAL AGENT	6. SIGNATURE OF SPECIAL AGENT
---	-------------------------------

1



SEEMS TO BE
A PHYSICAL CONNECTION
BETWEEN THESE TWO

ACCESS TO THIS (OR)
THESE ELEVATOR
SHAFTS ARE CRITICAL
TO INDUCE THE
THREAT AT A LATER
TIME.

