

SG1A

Approved For Release 2000/08/08 : CIA-RDP96-00788R001600220002-0

Next 2 Page(s) In Document Exempt

Approved For Release 2000/08/08 : CIA-RDP96-00788R001600220002-0

SECRET

INTERVIEW

66: This will be a CENTER LANE interview with source #08. The time is 0900 hours. The date is 13 January 1983. Focus your attention now on the interior of the building in the photograph I've shown you and describe it to me, on 13 January 1983.

PAUSE

08: I see a huge space in the center of the building with high and wide stairwells...There's a sense of a barracks atmosphere with soldiers in white spats. These are their uniforms.

66: On what floor do you have this room?

08: The other uniforms are like old World War II uniform, brown.I sense that this place...houses a...specific...military unit...That has to do with either....where there's..a combination of...safekeeping duties of.....security duties such as dispersal of crowds.

66: What is the impression you have that makes you state this conclusion?

08: I just find that it's like a headquarters in readiness to act in the various functions, impression is that of (mumble) It's a very ah...it's a very old spartan place, white walls, no curtains. It's like ..an old kasserne in the middle of..an area that is at the wrong place within, within an area.

66: Focus now in the center of the building with the stairways to the right and left

08: Yes.

66: Describe for me the physical characteristics of the area of the building.

08: ...Very long corridors in the front of the building where there's a number of rooms such as dorms and then individual rooms for higher level, higher grade people and then further subdivided into single rooms...That's in the upper area (mumble)

#66 If you wanted to explore areas of the building, describe them to me.

08: The lower levels just below, midlevel to go into for the leaders, the offices.

66: What is it that you perceive that makes you state this conclusions? (mumble)

SECRET

SECRET

- 08: It's just there. There's an impression that this entire unit is placed under the, it's under the order of the ministry, but it does not belong to the ministry. It's got a mission of security to that ministry.
- 66: Okay. Now you have talked about upper and middle areas, talk about right and left area.
- 08: Okay. the section I've been in is the right area facing the street.
- 66: All right. Move into a left area and describe it to me.
- 08: In the upper left area catches the overflow from the right area. Below that is an area associated with a plain-clothes, apparatus of the unit, but it quieter, more privileged living conditions... with the... and there's ah..various set of offices, control offices..
- 66: What is it that you perceive that makes you say control offices?
- 08: Rooms with police type impressions, feelings.
- 66: Okay. Let's return now to the area in the center of the building
(mumble) the stairways go up
from that and confine yourself now to only the ground floor, only the ground floor.
- 08: Yes.
- 66: And tell me about to the right and to the left.
- 08: There's element of control, military control, military police control... guarding the..guarding the access to...to the right front which is the military side as well, left front is the civilian side. There's a control point like a military police desk if you wish. it acts as a control point and part access to the various areas. That's it.
- 66: All right.
- 08: There are more spacious rooms for persons in, with higher, authority more prestige are on the first floor...On the civilian side there spacious rooms as well, but they're.....conference rooms, tech rooms, technical oriented rooms, but oriented towards police work.....Into the rooms...is kept secluded and darker...I don't have anything else, unless you 've got specific questions.
- 66: That's fine. Thank you very much.

SECRET

SECRET

DRAWING EXPLANATION

- 08: Okay, in sketch #1 I tried to recapture the initial impression of, particularly the entrance of the building, which is what you're first confronted with. And there is a vast open space that extends several floors or levels in height but did not go all the way to the top of the building, perhaps five or six levels and at that time the upper levels go over this opening. Must serve as as corridor for the very top levels. On both sides of this space, I saw winding type stairways which is very difficult for me to describe except that they were on both on the right and the left side of the entry way. In the foreground was a check point, a control point with a telephone check point, a relay station or whatever you want to call it, where people call offices to advise then that visitors have arrived or to clear visitors going in. This was in the area that I've called the ground level right front portion as you're facing the street from inside of the building. From in the same right front building, that we've agreed on, in terms of direction, was a flavor of military police and security type activity which I've described. And in the left front portion of the building seem to be--
- 66: --If I'm standing on the street--
- 08: --Yes, if you're standing on the street, my right becomes my left, what I've noted here. This is from inside the building, looking out.
- 66: Okay, if we were inside the building facing out to the street?
- 08: Yes, yes, where the check point is would be the right side, in other words I would have to come from the rear of the building, step into the building and look out, that would be my right.
- 66: Okay.
- 08: It's just to define direction. It's on the left front of the building from inside looking out, which is probably the illogical way of doing it. There was an impression there of civilian plain clothes. People associated with the same type unit, but a bunch of gum-shoers, where there were various offices and divisions in the middle floors, middle level floors, middle levels, and conference rooms and interrogation rooms and an indication of tech labs of police, criminal tech labs on the bottom floors. Upper floors in the left front seem to catch the overflow, some overflow of the military side of the establishment of the building.
- 66: Okay.

SECRET

SECRET

- 08: Okay. In sketch #2, just rew a crude drawing, overview, two dimensional drawing of how the building is disposed and there's a predominance of corridors in the front portion of the building and various rooms to the right and left. The size of the rooms, in terms of what they can accommodate, I have described on the tape, top floors being military oriented with dorm type rooms and other rooms, housing four people and then two people and perhaps one person. In the lower levels, particularly in the first level, those became much larger rooms, as if the VIPs and military officer operating quarters were located there. In the left front on the bottom floor were a series of various conference rooms and other rooms that I've previously described. But they seem to be not in use most of the time. It was very dark and dreary in those areas. The middle portion of the left front was very active with plain clothesmen in various degrees of activities related to their police and security work.
- 66: Okay, did you mention on tape about perhaps some office areas? Offices as opposed to conference rooms?
- 08: Yes, this is in the ground floor on the right front side.
- 66: The ground floor right front.
- 08: Yes. Spacious offices there as if it were front.
- 66: Okay, now you said that this building was connected somehow with a ministry?
- 08: Yes, I was probing into the nature of the activity to get an impression of the the nature of the activity and the mission of the unit was. And it seemed to belong to one ministry and sublet to another ministry to perform security and personnel security type work. It seemed out of place, as if it had been taken out of army channels, to be given to another ministry to perform these functions that could be, I don't know what it could be. But something that does not pertain to them, that you would not normally associate that unit with, labor or strikes or something that they're having a problem with and this is what unit is dedicated to do.. That's the best way I can describe it. Anything else?
- 66: Did you say something about this particular section in comparison with the surrounding buildings and area?
- 08: Yes, it seem out place, seemed out of context, as if you putting a military unit into a civilian environment. It was, the best way I can describe that is if you took a military unit out of kaserne (sp) and placed into another area, it would stand out as a military unit in a civilian environment. that's the best analogy I can come up with. But it seemed out of place for the area that it was in, geographically and physically.

SECRET

SECRET


EMERGENCY - INTERIOR

CIVILIAN
PLAIN CLOTHING
SIDE

LEFT
FRONT

- CONFERENCE ROOMS
- INTERPROGNATION ROOMS
- POLICE-CRIMINAL - TECH LABS

UPPER LEVELS



CHECK-POINT - DESK
CHECK-POINT -
CONTROL

→ SEE T-10000000


SECRET

SECRET

OVERVIEW - ROOM 100

VIP -
MILITARY SERVICES

CONFERENCE
ROOMS



CORRIDORS

CORRIDORS

ENTRANCE

STAIRS

(2)

SECRET

AGENT REPORT

For use of this form, see FM 30-17(C), AR 381-130; the proponent agency is the Office of the Assistant Chief of Staff for Intelligence.

1. NAME OF SUBJECT OR TITLE OF INCIDENT

SG1A

2. DATE SUBMITTED

3. CONTROL SYMBOL OR FILE NUMBER

CL-990/8211/08

4. REPORT OF FINDINGS

On 13 January 1983, Source CL-08 was interviewed concerning a section of a building in [REDACTED]

SG1A

SG1A

Source stated substantially as follows:

SG1A

This section of building was occupied by a military unit. The entire unit was under the control of an unidentified ministry. The unit did not belong to that ministry but had a mission of providing security to that ministry. The unit had both uniformed military and plain-clothed elements. This unit appeared out of place in this environment. This unit would not normally be associated with this area.

The interior of this section of the building was a vast open space which extended up several floors but did not go to the top of the building, stopping at the fifth or sixth floor. On both sides of this open space were winding type stairways. On the ground floor on the right side (facing the street) in the entrance area was a control point or check point controlling access to various areas within the building.

In the front of this section of the building there were very long corridors which went to a number of different types of rooms. On the upper floors these were "dorm type" rooms for housing military personnel. On the middle floors, right side (facing the street) were rooms for military personnel. On the middle floors, right side (facing the street) were rooms for military officers. On the middle floors, left side were rooms for civilians or plain-clothes personnel. These rooms were quieter, with better living conditions. There were also some offices in this area. On the ground floor right side there were also spacious rooms but these were conference rooms, interrogation rooms and technical oriented rooms. These rooms were kept secluded and were dark and dreary as though they were not used most of the time.

No further amplifying information concerning subject was obtained from Source during this interview.

Attached hereto is EXHIBIT I, drawings provided by Source concerning the areas described above.

CLASSIFIED BY MSG,DAMI-ISH
DTG: 051630ZJUL78

5. TYPED NAME AND ORGANIZATION OF SPECIAL AGENT

6. SIGNATURE OF SPECIAL AGENT
DECLASSIFYING Agency's
Determination Required

DA 341

JNCL 3

US ARMY
INTELLIGENCE AND SECURITY
COMMAND





EXHIBIT
COVER SHEET

SG1A

SUBJECT:



FILE NUMBER: CL-990/8211/08

PREPARING UNIT:

AGENT REPORT DATED:

DESCRIPTION: DRAWINGS


EXHIBIT COVER SHEET

EXHIBIT I:

Drawings

SG1A

SUBJECT:



CONTROL NO.:

CL-990/8211/08

UNCLASSIFIED
EXEMPT FROM SEPARATION FROM
CLASSIFIED ENCLOSURES

SECRET

SECRET - [unclear]

CIVILIAN
PLAIN CLOTHES

SECRET - [unclear]

LEFT
FROM

- REFERENCE ROOMS
- REPRESENTATION ROOMS
- POLICE-CRIMINAL-TECH LABS

CHECK POINT - DESK
CHECK POINT
CONT

1

SECRET

SECRET

look

VIA
Handwritten notes

CORRIDORS

CORRIDORS

SECRET

SECRET

(2)

SECRET