

Next 2 Page(s) In Document Exempt

SECRET

INTERVIEW

66: This will be a CENTER LANE interview with source #01. The date is 18 January 1983. The time is 0900 hours. Focusing your attention on 8 December 1982, at

SG1A



There is a building. Describe the room you know as white and clean, in the new section of the building. The time period of 8 December 1982 is perceptible.

#01: There's three black boxes along the wall, large 3x3x8'6". The other one has strands of something on like wire..goes to a machine with lenses for focusing....looks at... wait a minute.....looks at things with this machine, small ..trying to see what it is that they're looking at.

66: Is this the room you know as "white walls, white table, white lights"?

#01: Yes, everything is white except the machines...I'm getting lost, just a minute

#66: I will wait.

#01: Everything's lit up..

#66: Describe the lights.

#01: Seeing patterns, sharp lines and ovals, all overlaid like.. pattern of metal crystals, blacks and grays..just a minute... ..plastics, some made out of plastics, type of softness, liquid form...but it's metal top..being spun on a mold impression of chemistry, manipulation with chemistry...It's so confusing.

#66: Describe the people in this white room.

#01 All wearing..white pants and coat, all zipped together. Full covers on shoes are white. Cover on head is white.

#66: Describe the activity of the people in the room.

#01: Just a minute.

#66: I will wait.

SECRET

INCL 2

SECRET

- #01: They're adding chemicals to a metallic base plastic substance. Then spinning it in some machine. Comes out like a wire or bead, cutting that and then looking at the crystals. Crystals are knobby, knobby looking like ping-pong balls, there are rounded edges and soft edges.
- #66: Before you talked about some lights in this room?
- #01: Patterns...Keep trying to see what they are. I go near them, I get confused. Feel like a ferris wheel of lights. Just a minute.
- #66: I will wait.
- #01: ..There's cones, tubes and cones of light within tubes and cones of light. Only some aren't, some are not quite visible. They come from a machine that weaves them like rope.
- #66: Focusing on the 8 December 1982, you previously talked about people holding sheets or something against light.
- #01: Squares sheets with patterns. They're made of the knobby crystals that are up there. Maybe 400 squares to sheet, transparent. There's a, one minute they're plastic and the next minute they're hard. They're seeds that things grow on, knobby crystals grow on. They're looking for perfect layering in crystals, perfect dense layering for some reason.
- #66: Okay. Remember now the people and the lights and the sheets and the equipment in the room, the activity and you can draw it for me. It's time now to move to another area within the new section of the building, holding your focus on 8 December 1982, move now to the area, the room of blueprints, which had many colors. Move to the room of the blueprints.
- #01: Now, there are road maps. Like things that look like road maps, lines super imposed over lines. They're really projections.
- #66: Start by describing the room, the surrounding area around this room of blueprints.
- #01: Large square flat tables and sheets of...sheets of white plastic with lines super imposed on them, but they're, it's like a two dimensional presentation of a holographic section of something. It's a two dimensional picture of thousands of lines on top of thousands of lines.
- #66: Describe for me the colors and patterns you perceive.

SECRET

SECRET

- #01: One section is a man who is...is looking into a machine and he's orthographically rotating the machine with a knob and he's looking from numbers of directions and he's tracing with a red pen one of the lines out of the thousands of lines, he's tracing the line. He's making a black line red. Other people are tracing other lines in different colors, purple and yellow and using other machines.
- #66: Describe the patterns and dominant colors.
- #01: ..looks like, I can't, there's thousands of lines and boxes on top of thousands of lines and boxes. It's like looking down on top of a city, all different size buildings and then showing it in two dimension.
- #66: All right.
- #01 They appear to overlap, but they don't.
- #66: We have examined two areas now, and the area of blueprints with "many colors" and an area known as the room which was "white and clean". I have no other questions this morning about the new section of the building on 8 December 1982. But I would like to provide you with a few moments now to explore and comment as you see fit. Do so now.
- #01:Okay. These are small parts of a large department. Keep wanting to say that it's a metallic type.. of substance that they're working with, but it's,.... I keep wanting to say metallic, and then I want to say plastic. But it's something in between, something that's hard, crystalline, but soft to light. I don't know how to explain that. It's as if light atoms push it out of the way and depending on their frequency, it's, they could rearrange the crystalline structure, under the surface crystalline structure. It's all done with these computerized machines that emit this cones or tubes of light. That's all I got.
- #66: Okay, fine.

SECRET

SECRET

DRAWING EXPLANATION

- #01: Okay this is the description of the drawings. Starting with the white room. It's a picture of the sheets being held up to some kind light source.
- #66: This is drawing #1?
- #01: Yes this is drawing #1. sheets being held up to a light source of some kind, a cut away of what a section of the sheet looks like and a description of what that is.
- #01: Page 2 is, are what they're seeing through some kind of a microscope and it's the kinds of crystals and what happens when they're manipulated or tested.
- #01: Page #3 is this what I call a carousel of light and it's like being inside this machine that's producing this light wave. And this is how I define what that machine is doing and I'm not exactly sure about this, you know from the inside out. In any event it's producing a projectile type beam which is what I call a light pen.
- #01: Page #4 is how I depict the tip of this light pen and it changes frequency electronically, electro-optically it changes frequency, but it's manipulated electromechanically somehow through a black box type device.
- #66: Now, what does this light pen do?
- #01: It, that's what they project through these sheets, through each of these different squares. And then they look at these squares to see what the light pen did and they vary its frequency and the shape of its tip and all this kinds of stuff.
- #66: Okay.
- #01: Whatever they're doing with a black box with a pen.
- #01: Page #5 is the blueprint area. Page #5 shows a two dimensional view of what the blueprints look like, you know they never have square corners except they're thick plastic sheets. I don't know if they're clear or opaque or what they are, or white, they appear to be white sheets and they're plastic. I depicted what the first plastic sheet looks like and the second plastic sheet looks like. And in both plastic sheets overlaid, one on top of the other and looked at from the side, what kind of three dimensional view that gives. This is hard to describe,

SECRET

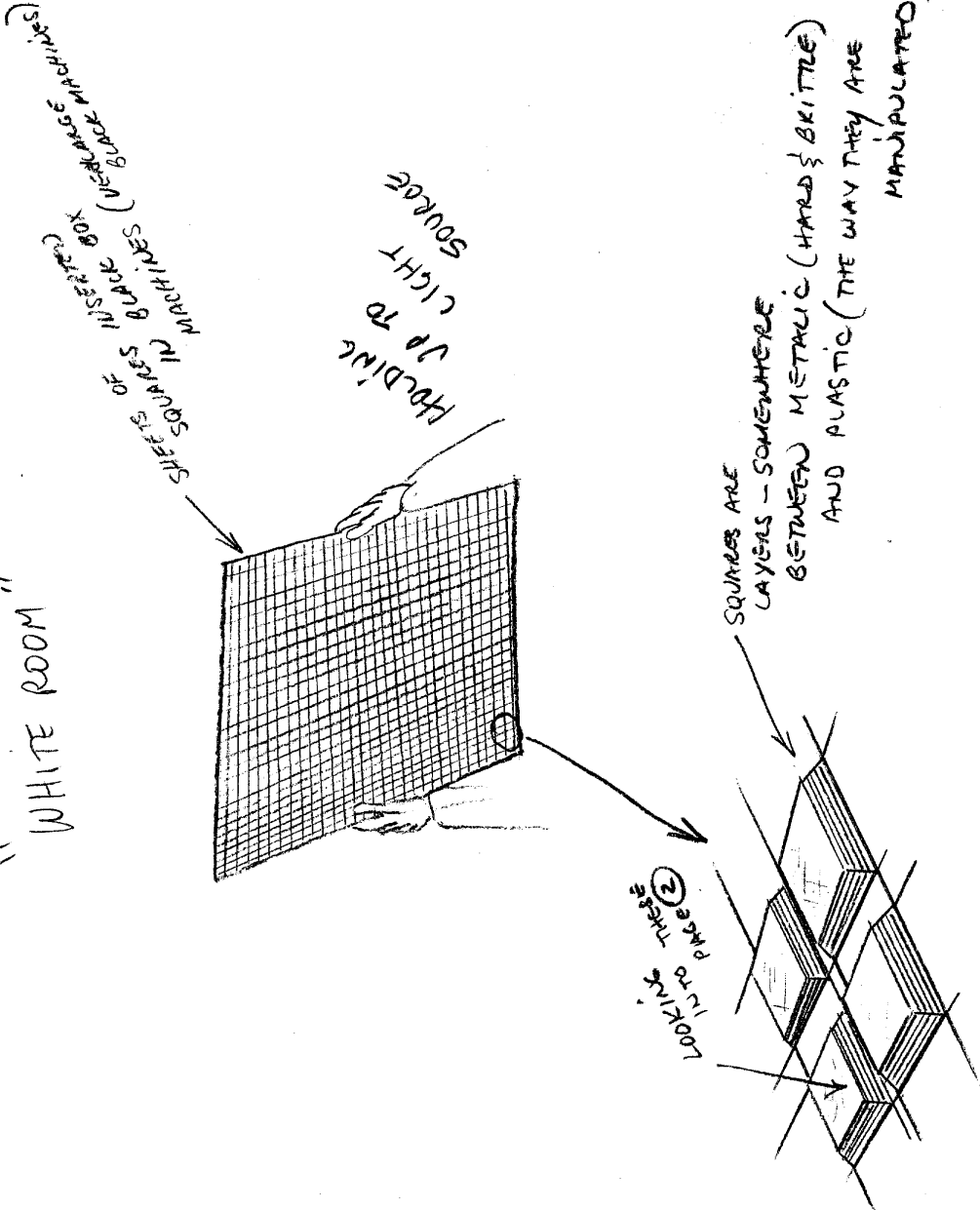
SECRET

- #01: because when you look at it, you're presented with a two dimensional of three dimensional object. And to understand it, you have to get into it and then it becomes three dimensional and you can no longer display it two dimensionally.
- #01: Page #7 is an altered and a not altered pattern. It's like the whole pattern changes when light pen is used on it. And then they go back and they mark the alterations according to the kind of alteration it is. They look in the scope and they see what kind of alteration it is and they mark it with a different color to indicate the actual alteration and type of alteration it is.
- #66: So you're saying what is done in this blueprint room has something to do with?
- #01: Frequencies of light being controlled and emitted through test squares in sheets.
- #66: Back in the white room?
- #01: Yes. Don't confuse the sheets of test squares with the plastic sheets in the other room. The plastic sheets in the blueprint room are entirely different. Those are display type sheets, recording type sheets, or they're representative of the kinds of fracturing that's going on in the crystalline squares.
- #66: Okay. But they are, the rooms are connected. One is a record keeping of--
- #01: They're all part, so far these two rooms are all part of a single department but are different areas.
- #66: Anything else?
- #01: No, that's all. Yes, I have one other thing to add. This is really getting tough because;...Remote viewing the target area and seeing what the people see, you're presented with a two dimensional view of everything. And when you try to get into the two dimensional view to find out what it is, you are all of a sudden in a three dimensional presentation. In other words you're seeing all different directions at the same time. And that can't be presented in a two dimensional view. I don't know if that makes any sense, that's getting very complicated. That's all I have.
- #66: Okay.

SECRET

SECRET

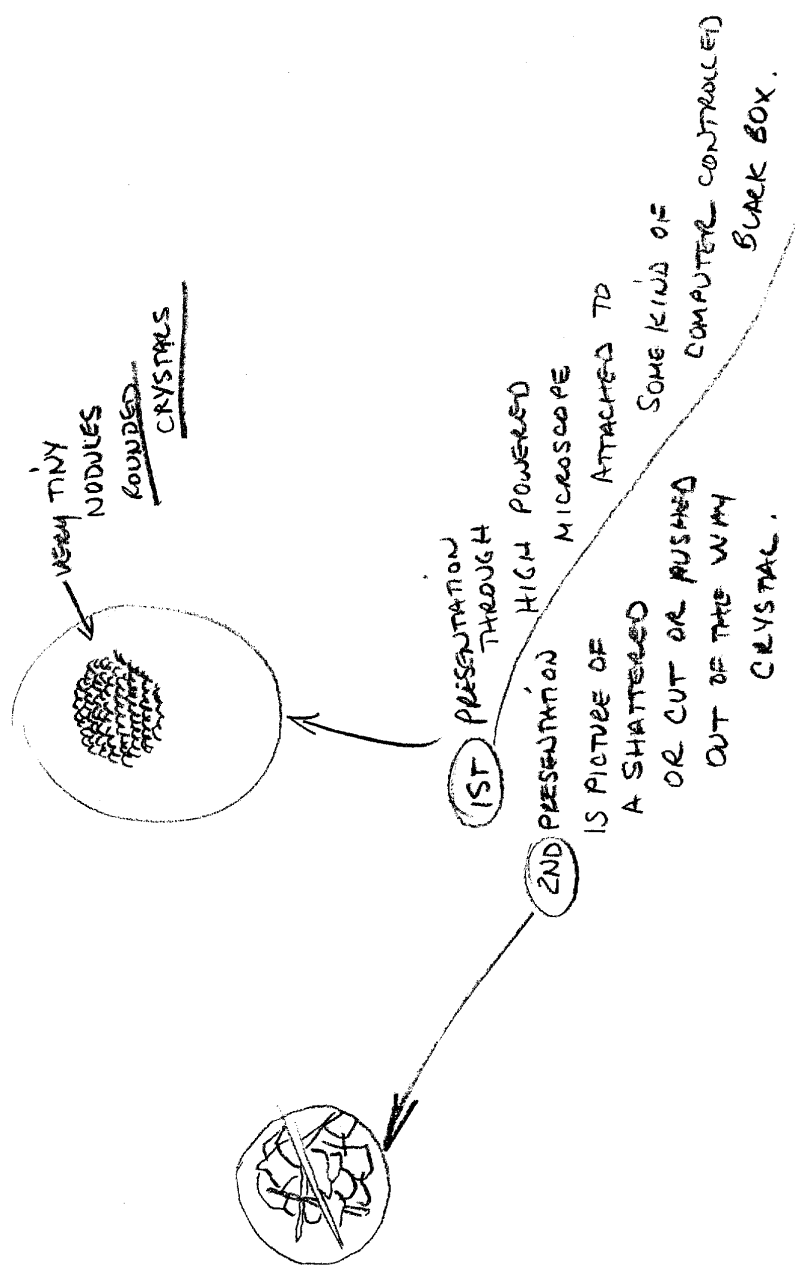
1



SECRET

SECRET


(2)



SECRET

SECRET

1 FREQUENCY OF LIGHT WAVE ASSOCIATED THROUGH ELECTRONIC SYSTEM



"CAROUSEL OF LIGHT"

SECRET

all 3 parts inside 3rd Frequency

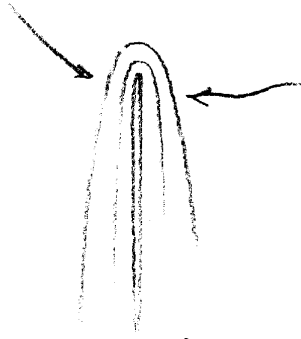
1ST-PLACED INSIDE CONE OF A SECOND FREQUENCY OF LIGHT

SEE PAGE 4

3

SECRET

TIP OF LIGHT WAVE
VARIES IN COLOR INTO
SPECTRUM WHICH
CAN'T BE SEEN



SORT OF
A LIGHT
PEN

THIS IS ELECTROMECHANICALLY
MANIPULATED THROUGH A BLACK
BOX WHILE INSERTED THROUGH A
SQUARES ON SHEET IN
VARIOUS WAYS.

PRODUCES A PERMANENT
MOLECULAR AFFECT ON
ETCHED LINES IN SQUARE
LAYERING.

THEN THIS IS
CHECKED TO
SEE WHAT IT DID.

(4)

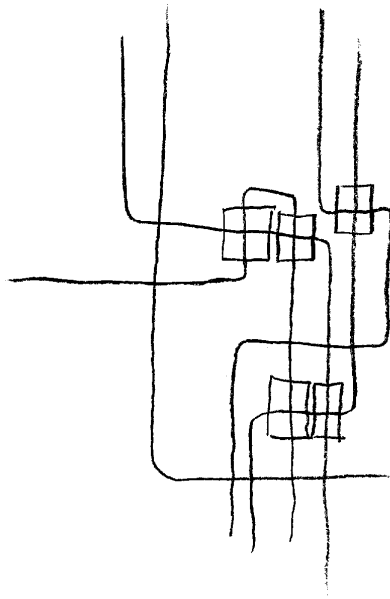
SECRET

SECRET



"BLUEPRINT" AREA

TWO DIMENSIONAL
VIEW OF WHAT "BLUEPRINTS"
ARE; IS DISPLAYED ON
PLASTIC SHEETS
ONE ON TOP OF ANOTHER,
LINES PREDOMINANTLY
LOOK LIKE THIS.



← THIS KIND OF
PATTERN
MAY BE LIKE
SHOWN ON PAGE 6

SECRET

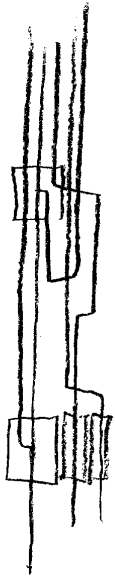
SECRET

(6)

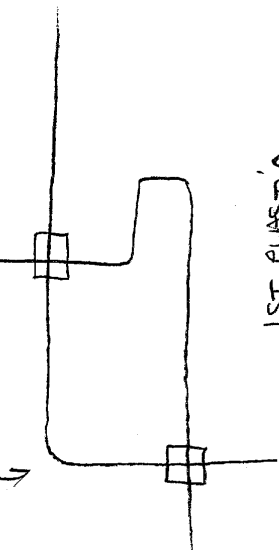
BOTH PLASTIC SHEETS STACKED.

← SIDE VIEW

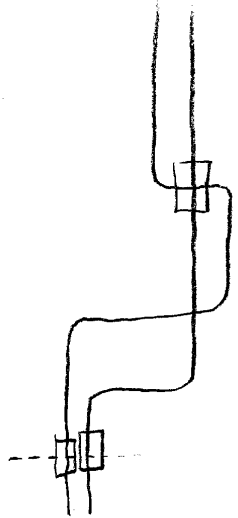
(Plastic sheets are 3-dimensional presentation and are always laid one on top of another.)



Always rounded corners.



1ST PLASTIC SHEET



2ND PLASTIC SHEET

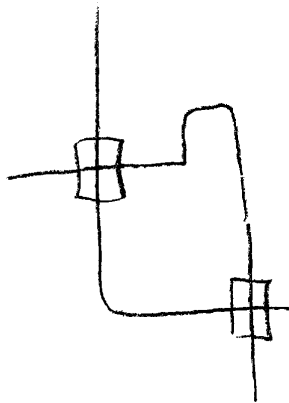
SECRET

SECRET

(7)

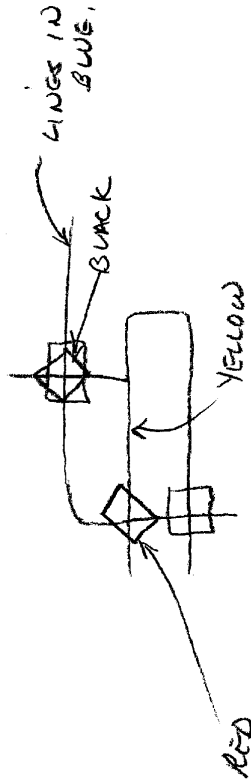
NOT ALTERED

ORIGINAL PATTERN



ALTERED

AFTER USE OF LIGHT PEN & MARKED IN DIFFERENT COLORS.



SECRET

SECRET

AGENT REPORT

For use of this form, see FM 30-17(C); AR 381-130; the proponent agency is the Office of the Assistant Chief of Staff for Intelligence.

1. NAME OF SUBJECT OR TITLE OF INCIDENT



2. DATE SUBMITTED

3. CONTROL SYMBOL OR FILE NUMBER

CL-993/8210/01

SG1A

4. REPORT OF FINDINGS

On 18 January 1983, Source CL-01 was interviewed concerning [redacted]. During a previous interview (CL-973/8210/01, conducted 8 December 1982) Source described two areas in the newer section of a building. One area was a room with bright white lights, white walls and white tables. The other area was a room with large "blueprints". This interview was an attempt to have Source further describe these areas. Source stated substantially as follows:

These two areas were part of a single department. The results from activities conducted in the "white room" area were recorded or displayed on layered plastic sheets (blueprints) in the room with large "blueprints". The layered plastic sheets displayed the results of tests which took place in the "white room" which may have included fracturing of crystals.

In the white room there were three large black boxes along a wall. These boxes measured approximately 3 feet wide, 3 feet deep, and 8 feet high. There were other "black boxes" and "machines" in this area for which Source provided no further description. One of the black boxes along the wall was connected to a machine in the room. This machine (not further identified) was used to look at small crystals. Personnel in the "white" room were wearing a zipped together white pants and coat suit which included white covers for both the head and shoes. These personnel added chemicals to a metallic base, plastic substance. This substance was then spun in a machine (not further identified). This process resulted in a wire or bead which was then cut into samples. When the samples were cut, the crystals within the samples looked like "ping pong balls" with rounded and soft edges. The samples were then mounted in squares on sheets. These sheets may have had as many as 400 sample squares on each sheet. These sheets were then placed in a black box (not further identified) within the "white room" for testing. Inside this black box the sample sheets were bombarded with light from what Source called a light pen. A

WARNING NOTICE: SENSITIVE
INTELLIGENCE SOURCES AND
METHODS INVOLVED
NOT RELEASABLE TO FOREIGN
NATIONALS

CLASSIFIED BY: MSG, DAMI-ISH
DTG: 051630Z JUL 78
DECL: Originating Agency's
Determination Required

SECRET

(Continued)

5. TYPED NAME AND ORGANIZATION OF SPECIAL AGENT

6. SIGNATURE OF SPECIAL AGENT

DA FORM 341
1 APR 52

REPLACES WD AGO FORM 341, 1 JUN 47, WHICH MAY BE USED

INC 3

1970 300-907/240

SECRET

SG1A

AGENT REPORT

For use of this form, see FM 30-17(C); AR 381-130; the proponent agency is the Office of the Assistant Chief of Staff for Intelligence.

1. NAME OF SUBJECT OR TITLE OF INCIDENT

2. DATE SUBMITTED

3. CONTROL SYMBOL OR FILE NUMBER

CL-993/8210/01

4. REPORT OF FINDINGS

separate machine (not further identified) produced a light wave, a projectile type beam which Source labled a light pen. This light was then manipulated electromechanically through a black box type device (not further identified). This "light pen" produced light of varied frequencies and intensities. Source was unsure as to whether the light was used to affect the samples or simply to illuminate them for observation. In either case, personnel in the area were concerned with the crystalline structures within the sample squares on the sheets. They seemed to be looking for perfect layering in the crystals, perfect dense layering.

Source was unable to provide an adequate description of the samples. They seemed to him to be both hard and brittle like metal, yet plastic-like in the way that they could be manipulated. At one point Source stated, "I keep wanting to say metallic, and then I want to say plastic. But it's something in-between, something that's hard, crystalline, but soft to light. It's as if light...depending on the frequency... could rearrange the crystalline structure."

Source described the "blueprint room" as having large square flat tables. In this area personnel traced lines on large plastic sheets with machines (not further identified). Many lines of different colors, black, red, purple and yellow, were traced on plastic sheets. Many plastic sheets were then stacked to form a holographic presentation. Personnel orthographically rotated the tracings so as to observe the holographic presentation from different angles. Source compared the plastic sheets to "road maps" with lines superimposed over lines. Source stated that the sheets were marked with different colors which indicated alterations and type of alteration which occurred in the crystalline squares testing in the area known as the "white room".

No further amplifying information concerning SUBJECT was obtained from Source during this interview.

Attached hereto is EXHIBIT I, drawings provided by Source concerning the areas described above.

SECRET

(Continued)

5. TYPED NAME AND ORGANIZATION OF SPECIAL AGENT

6. SIGNATURE OF SPECIAL AGENT

DA FORM 341
1 APR 52

REPLACES WD AGO FORM 341, 1 JUN 47, WHICH MAY BE USED


GPO: 1970 390-907/346

SECRET

AGENT REPORT

For use of this form, see FM 30-17(C), AR 381-130; the proponent agency is the Office of the Assistant Chief of Staff for Intelligence.

1. NAME OF SUBJECT OR TITLE OF INCIDENT



2. DATE SUBMITTED

3. CONTROL SYMBOL OR FILE NUMBER

CL-993/8210/01

4. REPORT OF FINDINGS

AGENT'S NOTES: In reference to the activities of the "white room", Source was unsure as to whether or not all this activity actually occurred in singular "white room". His descriptions may represent ideas, concepts or types of activity which center around the "white room", not actually occur within the "white room". The "machines" and "black box" devices described may be near or in the area of the "white room" rather than inside the "white room".

After completing the interview Source reviewed his descriptions. He felt that his descriptions may lead the sponsor to think that personnel in the target building were testing sheets of crystals with a light pen. It may well be that it was the light pen that was being tested and not the crystals.

SECRET

5. TYPED NAME AND ORGANIZATION OF SPECIAL AGENT

6. SIGNATURE OF SPECIAL AGENT

DA FORM 341 1 APR 52

REPLACES WD AGO FORM 341, 1 JUN 47, WHICH MAY BE USED

GPO: 1970 390-907/248

SECRET

EXHIBIT COVER SHEET

EXHIBIT I:

Drawings

SUBJECT:

SG1A



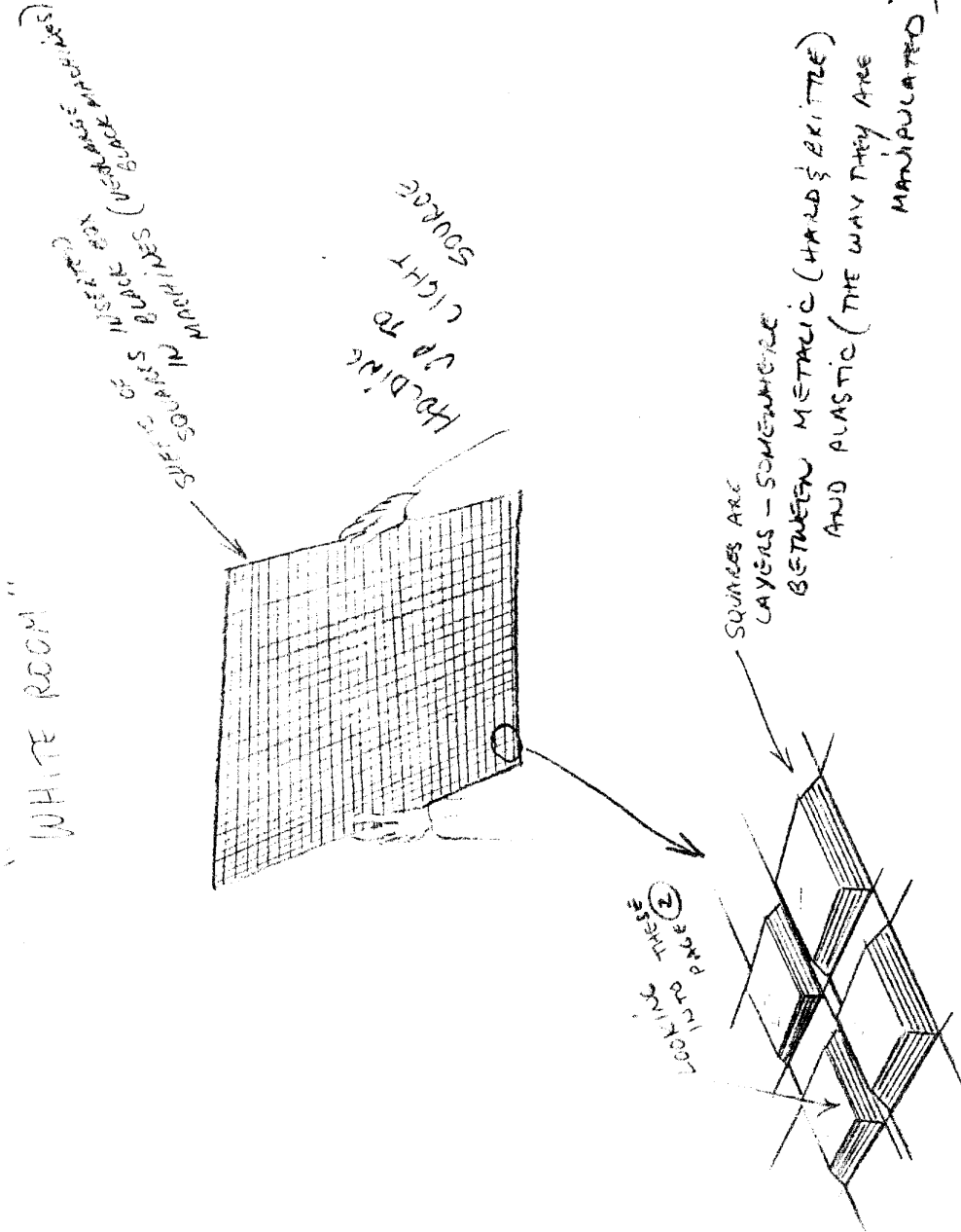
CONTROL NO.:

CL-993/8210/01

SECRET

ALL INFORMATION CONTAINED
HEREIN IS UNCLASSIFIED
DATE 08-08-2000 BY 60322 UCBAW

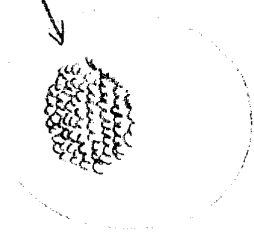
SECRET



SECRET

SECRET

VERY TINY
MODULES
ROUNDED
CRYSTALS



1ST PRESENTATION
THROUGH

HIGH POWERED
MICROSCOPE

ATTACHED TO

SOME KIND OF

COMPUTER CONTROLLED

BLACK BOX.

2ND PRESENTATION

IS PICTURE OF
A SHATTERED

OR CUT OR PUSHED

OUT OF THE WAY


CRYSTAL.



SECRET

SECRET

↑ FREQUENCY OF LIGHT WAVE ACCELERATED THROUGH ELECTRONIC SYSTEM



"CAROUSEL OF LIGHT"

ALL S.H. inside 3rd Frequency
SEE PAGE 9

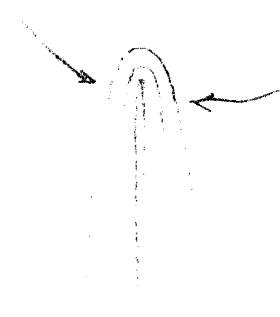
1ST-PLACED INSIDE CASE OR A SECOND FREQUENCY OF LIGHT

(3)

SECRET

SECRET

TIP OF LIGHT WAVE
VARIES IN COLOR INTO
SPECTRUM WHICH
CAN'T BE SEEN



SORT OF
A LIGHT
PEN

THIS IS ELECTROMECHANICALLY
MANIPULATED THROUGH A BLACK
BOX WHILE INSERTED THROUGH A
SQUARES ON SHEET IN
VARIOUS WAYS.

PRODUCES AN PERMANENT
MOLECULAR AFFECT ON
ETCHED LINES IN SQUARE

THEN THIS IS
CHECKED TO
SEE



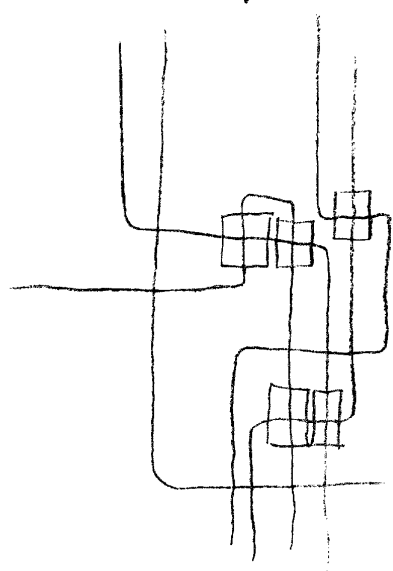
(4)

SECRET

SECRET

"BLUEPRINT" AREA

TWO DEMONSTRATING "BLUEPRINTS"
VIEW OF WHAT IS DISPLAYED ON
PLASTIC SHEETS
ONE ON TOP OF ANOTHER,
LINES PREDOMINANTLY
LOOK LIKE THIS



← THIS KIND OF
PATTERN
MAY BE LIKE
SHOWN ON PAGE 6

SECRET

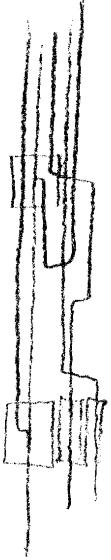
SECRET

(7)

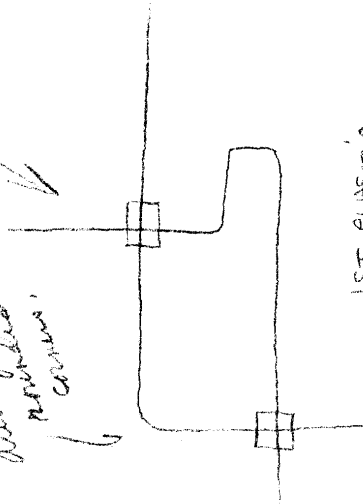
BOTH PLASTIC SHEETS STACKED.

← SIDE VIEW

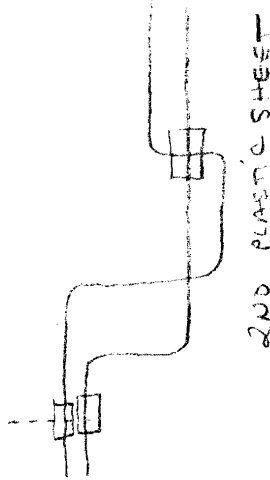
(Plastic sheets are 3-dimensional protrusions and are always laid one on top of another.)



Always protruded downwards.



1ST PLASTIC SHEET



2ND PLASTIC SHEET

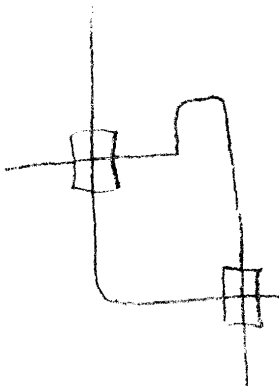
SECRET

SECRET

(2)

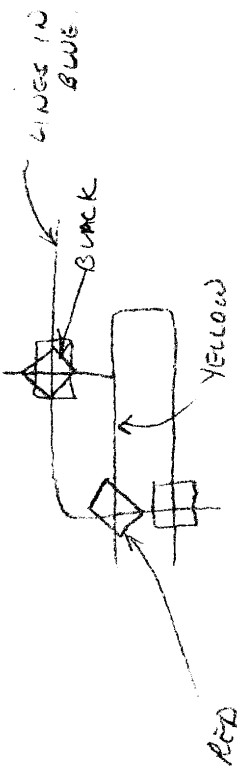
NOT ALTERED

ORIGINAL
PATTERN



ALTERED

AFTER USE OF
LIGHT PEN
& MARKED IN DIFFERENT
COLORS.



SECRET