

SECRET

INSCOM
GRILL FLAME
PROGRAM

SESSION REPORT

CLASSIFIED BY: MSG, DAMI-ISH
051630Z JUL78

REVIEW ON: May 2002

GRILL FLAME

NOT RELEASABLE TO FOREIGN NATIONALS

ORCON

SECRET

SECRET

SUMMARY ANALYSIS

REMOTE VIEWING SESSION #904

1. (S/NOFORN) This report provides documentation fo a remote viewing session conducted for training purposes only.
2. (s/NOFORN) The protocol used for this session is detailed in document GRILL FLAME Protocol, AMSAA Applied Remote Viewing Protocol (S), undated.
3. (S/NOFORN) Post session analysis on target viewing indicates the viewer had correlation. The viewer's attitude was passe.
4. (S/NOFORN) Following is a transcript of the viewer's impressions during the remote viewing session. At TAB A are drawings, and narrative by the remote viewer. At TAB B is target cuing information. Also included is available target data.

NOT RELEASABLE TO FOREIGN NATIONALS

SECRET

SECRET

TRANSCRIPT

REMOTE VIEWING SESSION # 904

#66: This will be a remote viewing session for 1000 hours 17 May 1982. It's time now to focus and concentrate on the target for this morning. Take a moment to relax, relax and concentrate, solely and completely,

34 degrees, 43 minutes North
93 degrees 42 Minutes 15 seconds West

Focus solely and completely only on the target for today.

34 degrees 43 minutes North
93 degrees 42 minutes 15 seconds West

Look at the target and describe it to me.

#63: Straight flat object or a flat area, buildings, mountains in background. Buildings appear to be city.

#66: Tell me more about this straight flat object.

#63: Dark, like a road, sense of perspective, leading towards city.

#66: Now describe your perspective to me as you perceive the target.

#63: Just ~~about~~ ground level, center of road like object.

#66: Describe your surroundings within 100 yards.

#63: Terrain to each side of red like object, flat, don't see any tall trees.

#66: Describe behind you.

Pause

#63: Small trees, fence, I say fence, small vertical lines rising up from terrain, evenly spaced, no horizontal lines

#66: Move up in the air slightly above the target at the oblique,

34 degrees 43 minutes North
93 degrees 42 minutes 15 seconds West

Look at the target from the oblique and now describe it to me.

SECRET

SECRET

- #63: Series of curved lines, three dimensional..flower type pattern..light shade.
- #66: Move now to a comfortable position, a comfortable position from the target so that you can better explain it to me.
- #63: Cylindrical shape, like wire tower, a silo, hollow, farm feeling.
- #66: Describe the sensation which causes you to say farm feeling.
- #63: Green, earthy feeling, can't describe any better. Farm feeling. Cylinder seems to have vertical lines on sides.
- #66: Describe the area that surrounds the target.
- #63: Flat, slight disk shape, big bowl, mountains off in the distance, green patterns.
- #66: And now focusing on the target itself, describe its function to me.
- #63: Get hollow cylinder when I was asked function, like storage.
- #66: Describe its color to me.
- PAUSE
- #63: Light and dark, light vertical lines with dark.
- #66: Touch and describe.
- #63: Get a feeling more of temperature, warm and cool at once.
- #66: Describe its composition to me.
- #63: Hard, heavy material.
- #66: Smell and describe.
- #63: I think it's concrete....the smell is hard to describe. Weedy, flower smell.
- #66: Listen and describe.
- #63: Truck sounds overlay...outdoor sounds, birds.
- #66: Now, from the target, observe in 360 degrees, from the target and observe, 360 degrees and describe the most significant memorable object.

SECRET

SECRET

PAUSE

#63: Bell tower, could be overlay, but I see a bell tower.

#66: Describe it.

#63: Stucco type construction, two solid walls, left and right, open from the other two building sides, with a bell hanging in it.

#66: All right. I have no further questions concerning the target. I would like you now to expand beyond the confines of my questions. Explore the target and comment as you see fit.

PAUSE

#63: Farm type area. That's all.

#66: Okay. Focus your attention now, back on the sound of my voice in the room, open your eyes, move your arms and legs. Let's prepare to draw the perceptions you've had.

(Drawings at Pat A)

SECRET

TAB

SECRET

DRAWING NARRATIVE

REMOTE VIEWING SESSION #904

- #63: This is a description of my drawings. Drawing, page #1 was my initial impression of the long flat dark object, which I described as road like, which led off into the distance. I saw a city in the distance or a group of buildings in the distance. And far to the rear of the city was a concave or a C shaped row of mountains which I have depicted in drawing #2. I guess the road would be going in as I have depicted here, into the area, The city would be located somewhere around here, in the center. And the mountains I have depicted as the dark line, the dark C shaped line.
- #66: Okay, these mountains surround this area, the city. This is a really high satellite overview shot, apparently?
- #63: Um-um.
- #66: Where do you perceive the target area to be, when you look down below you?
- #63: The target area's back in the direction of X, maybe a little bit farther off the page. I got the feeling that the target was with me as I was looking down this road towards the city.
- #66: Okay, are you on mountains here?
- #63: No, I am on a flat, maybe a little bit of a hill, area.
- #66: Okay.
- #63: The target I perceive is being a hollow cylinder in a farm like area, green and when I was told to go above the target area and look around and describe the terrain, I saw the, the bowl effect. And I saw lots of green, as though it might have been fields or something like this. My hollow cylinder may have been on a pedestal. I got the cylinder mostly. I got the top part of the cylinder, I didn't pay much attention to the bottom. It may have been sitting on the ground or it may have been sitting on some sort of pedestal, 'cause I did get some sort of pedestal sort of feeling to it too.. So I've drawn some sort of little pedestal under here and I put "maybe" on pedestal. And that is drawing #3.
- #66: Okay., so the center of focus then seems to be the cylinder shaped thing. And the overall focus seems to be this ring of mountains around the city area, but you're outside of that.


SECRET

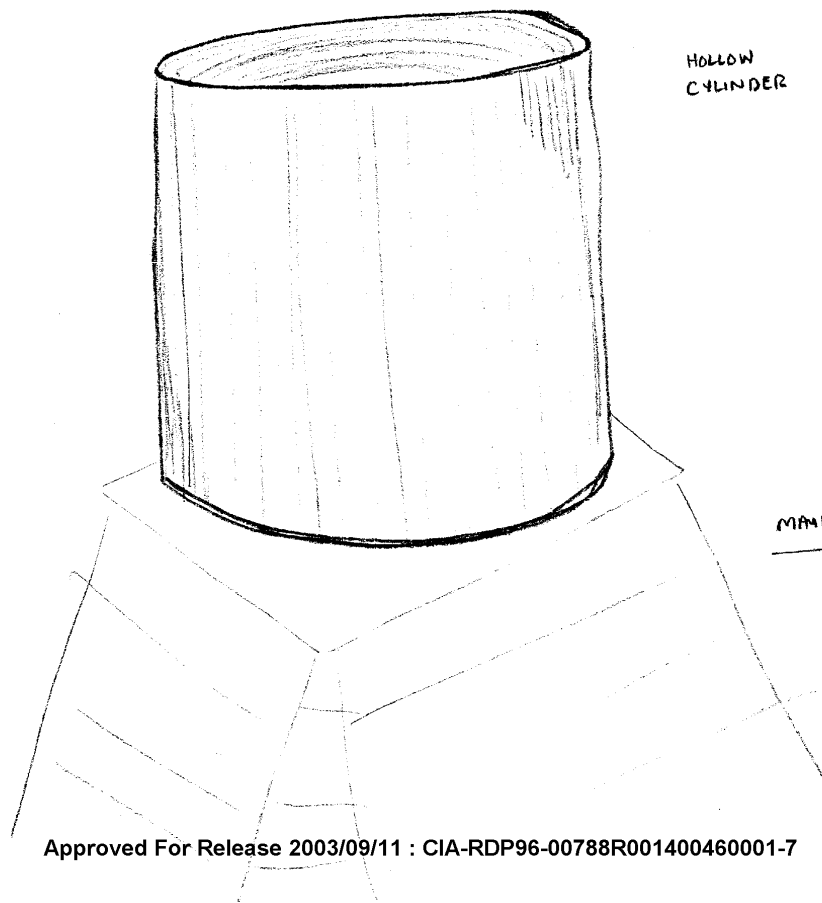
SECRET

- #63: Right. That was going from the large to the small, the large was the city off in the distance, with the mountains and road, and that kind of gave me bearing as to where I was and then my actual target was around the cylinder.
- #66: Okay. I have no other questions.
- #63: That's all I have too.

SECRET



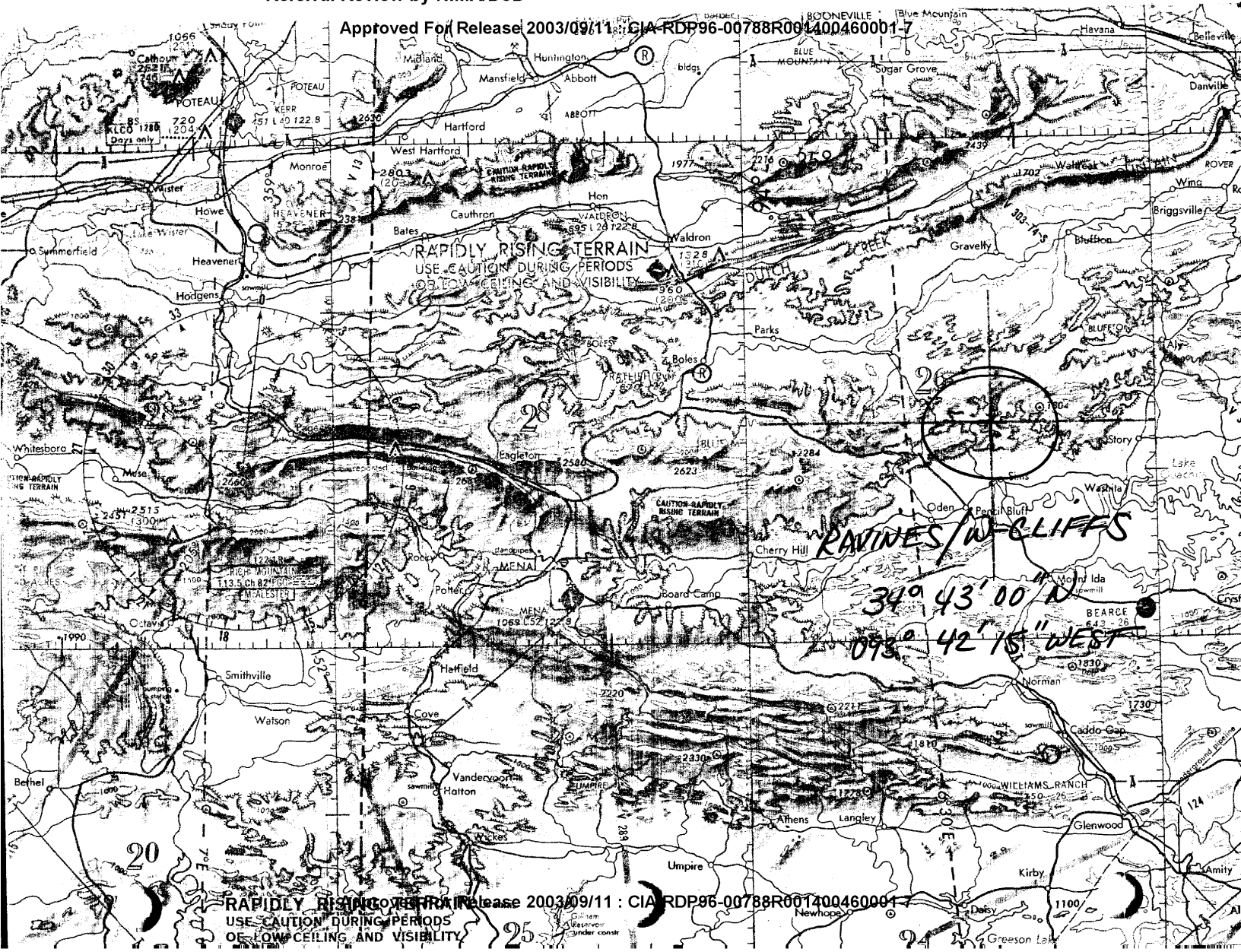




TAB

Referral Review by NIMA/DoD

Approved For Release 2003/09/11 : CIA-RDP96-00788R001400460001-7



27

34° 43' 00" NORTH
093° 42' 15" WEST