

SECRET

INSCOM
GRILL FLAME
PROGRAM

SESSION REPORT

CLASSIFIED BY: MSG, DAMI-ISH
051630Z JUL 78
REVIEW ON: Feb 2102

NOT RELEASABLE TO FOREIGN NATIONALS

GRILL FLAME

ORCON

SECRET

SECRET

SUMMARY ANALYSIS

REMOTE VIEWING (RV) SESSION #848

1. (S/NOFORN) This report provides documentation of a remote viewing session conducted for training purposes only.
2. (S/NOFORN) Post analysis on the target viewing indicated no correlation with the actual target. The viewer did not express much confidence in his viewing immediately following the session, and stated that he felt that there would be very little correlation following his drawing.
3. (S/NOFORN) The protocol used for this session is detailed in the document Standard Remote-Viewing Protocol (Remote Target) by Harold E. Putthoff and Russel Targ, November 1978.
4. (S/NOFORN) Following is a transcript of the viewer impressions during the remote viewing session. At TAB A are drawings with narrative made by the remote viewer reference his target. At TAB B is the actual map utilized for targeting with accompanying targeting data.

NOT RELEASABLE TO FOREIGN NATIONALS

SECRET

SECRET

TRANSCRIPT

REMOTE VIEWING SESSION 848

#01: This will be a remote viewing session for 18 January 1982 with an on-target time of 0900 hours.

PAUSE

Okay #63 it's now 9 o'clock. Your target for today is located at the following coordinates:

25 degrees, 02 minutes, 10 seconds North
080 degrees, 45 minutes, 00 seconds West

Take your time now, relax, just relax and describe your perceptions pertinent to the target.

PAUSE

#63:: I have a feeling of squares within squares. As though I am looking down a tunnel, a square tunnel. These squares are supports or something like that.

#01: Go to the entrance, and look around and describe what you perceive.

#63: Before I do that I get two feelings about these squares. One time it looks like I'm looking down into them. As though it's a sense of perspective. And, next time it looks like I'm above them and the smallest square is nearest to me. It's like when you draw one of those little boxes you can't tell which side is closest to you.

#01: Why don't you get right up near one of the squares; describe what you perceive.

PAUSE

SECRET

SECRET

#01: Concentrate on your perceptions #63. I'm going to read the coordinates again. Report the first perceptions which enter your mind after I read these coordinates.

25 degrees, 02 minutes, 10 seconds North
080 degrees, 45 minutes, 00 seconds West

PAUSE

#63: I come back to those squares. I believe it's a tower of some kind. It's not a tunnel of squares, but it's a raised area of squares. Comes to a point at the top.

#01: Describe how high, and how wide this is.

#63: The tower gets larger as you go down, kind of flares at the bottom. If you were standing up you'd see a curve. Something like the Eifel Tower is made. When you get to the top..... it goes to the top...it stops getting smaller. It kind of...there's a square..a -tangular shape to it...where the size of the squares...it's constructed of...they're not getting any smaller. They're constant size for a while, and then very top it comes to a point.

#01: Describe to me how I would gain access to this tower.

PAUSE

#63: I'm under the tower. I seem to be drawn to one of the legs. One of the corners of a square.....

#01: Go to the top of the tower #63, and sit at the very top and look all around, and describe what you perceive at the top of the tower.

PAUSE

#63: Hmm...it's difficult to describe. I see a perspective view of an office building. Looks long and narrow. I don't see the roof on the office building. I'm looking down into the offices. And, that's why I say it looks like an office building, because each little cubicle that I see.. going down the perspective view of this building looks like it's got desks and chairs and that sort

SECRET

~~SECRET~~

of thing. I also got a lot of feelings of geometric shapes when you first asked me to look from the top of the tower...asthough I was seeing a city or something. A lot of different shapes up against one another. This office building that I call it, each one of the little cubicles looks like it's sort of a different color. Got a feeling for a light green, a yellow, maybe a light blue...several light greens and light yellows.

#01: Search out the most significant item on the ground and describe that item to me.

PAUSE

#63: Looks like a relatively tall, square building. It has windows both inside and outside the square. I get a monument feeling sort of thing about it, though.

#01: Okay #63, I have no more questions pertinent to the target. Feel free to take the next few minutes to just relax and be on with the target. Report anything else of significance that you desire.

#63: I just saw a spire or I'm seeing a spire related to something I know. It looks like, something like the Washington Monument. Got a circular walkway around the base of it. Like all these things are in the same general area.

#01: Okay #63, I want you to remember your perceptions not what you visualized. Just remember what you perceived, even that which you can't describe. I'm going to put the tape on hold and you should come back to this room. Just relax for a few minutes.

(SEE TAB A FOR NARRATIVE)

~~SECRET~~

TAB

SECRET

REMOTE VIEWING SESSION 848

(DRAWING NARRATIVE)

#01: Okay. Why don't you start with item one on your page there, and describe your drawings to me.

#63: All right. Item 1 is the, what I feel is the target of the thing, I was most drawn to..... One.....I went to the place of the coordinates. What I saw initially was a square within a square. Like you see in diagram 1A. And, I couldn't tell whether it was a tunnel or a vertical spire. When I came off to the side of it, what I'll label as 1B here, and that is where I got the tower feeling. The legs curved as

#01: The legs flared, right.

#63: Flared out as they come up, and the top...several segments on these flared legs are the same size. And, then it comes to a peak. I think there were interlocking little different things through there, but that may have been.....

#01: Sort of like a scaffolding type of thing, maybe.

#63: Like braces, sort of things, perhaps. And then off in this direction here, I'll label that direction X, is where I got the feeling like I was seeing something like an office building with the roof taken off of it. I got a perspective feeling of little cubicles. Little cubicle having all different shades and there was something inside the cubicle which, maybe, that's what gave me the feeling of offices. I thought I was looking and seeing chairs and desks and stuff. And, then when you said look around and see what the most prominent thing was or what attracted me, I got the feeling of a city...just a bunch of geometric shapes butt up against one another. And, that's when Item Number 4, which is a spire which looks like the shape of the Washington Monument with a circular pathway around the bottom of it came out

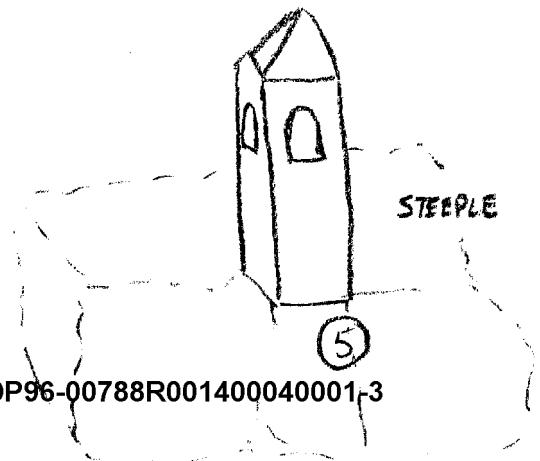

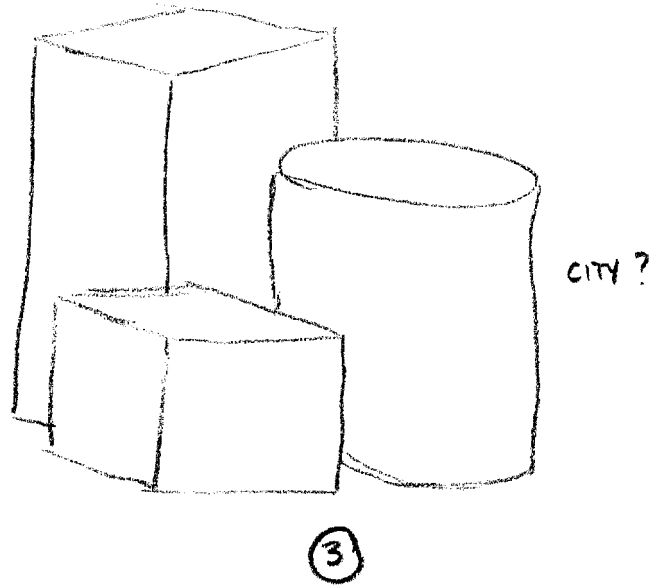
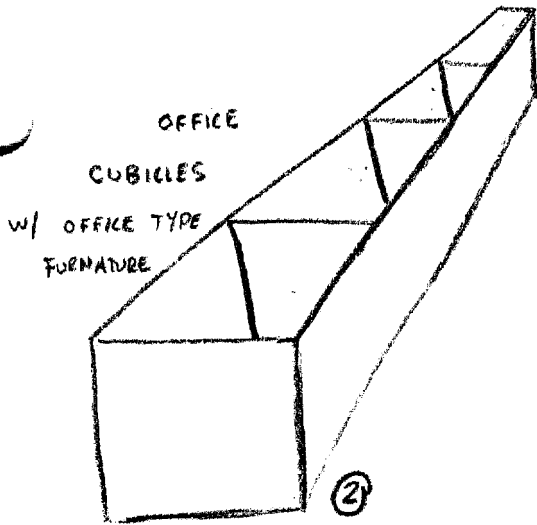

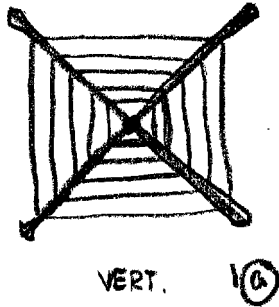
#01: You're saying it just looked like it?

SECRET

SECRET

- #63: Right. I'm not saying that it is. And, about the same time I saw a steeple type which I've drawn number 5, which is sitting on top of a building. That's all this dotted stuff underneath here, and the...it reminded me of the top of Independence Hall, that sort of feeling.
- #01: Okay. Just like a spire with open sides or windows or whatever.
- #63: It might have been the top of a steeple. I mean a steeple on top of a church or something like this. And that's it.
- #01: Okay. What do you think of this session?
- #63: Ah. I had mixed reactions. I kept...I was very deep...just before the tape recorder turned on.
- #01: So, the click of the recorder kind of disturbed you a little bit.
- #63: Right. I knew it was time to start. The 25 minute cool down period seemed like about 3 minutes. So, I think I was really down.....I was brought back into the room by the recorder starting, and then off and on throughout the session when I had to talk about what I was seeing it kept bringing me back into the room. I had to pause and wait 'till I went back to the target again. And, that's it.
- #01: Okay. I guess we'll stop it here and check to see what the target was.

SECRET



TAB

Approved For Release 2003/09/09 : CIA-RDP96-00788R001400040001-3

STAT

Approved For Release 2003/09/09 : CIA-RDP96-00788R001400040001-3

25° 02' 10" NORTH

080° 45' 00" WEST.