

~~SECRET~~

Approved For Release 2000/08/07 : CIA-RDP96-00788R000901120001-9  
ORCON/NOFORN

INSCOM

GRILL FLAME

PROJECT

SESSION REPORT

CLASSIFIED BY: Director, DIA  
REVIEW ON: 30 Jun 99  
EXTENDED BY: Director, DIA  
REASON: 2-301-C (3) (6)

GRILL FLAME

~~SECRET~~

Approved For Release 2000/08/07 : CIA-RDP96-00788R000901120001-9

~~SECRET~~

SUMMARY ANALYSIS

REMOTE VIEWING (RV) SESSION L

1. (S) This report provides documentation of a remote viewing session conducted for training purposes to enhance a remote viewer's demonstrated ability.
2. (S) The remote viewer's impressions during this session show some minor target correlation. The "beacon" chose to jog at the post track during the session. From an objective point of view, correlation is hard to find but on-site analysis yielded several comparisons. The viewer was unable to relax and concentrate during the session and felt that this may be the worst he has ever done. He was unable to fix his attention on any one image. None of his images made sense to him.
3. (S) The protocol used for this session was a modification of the protocol detailed in the document, Standard Remote-Viewing Protocol (Local Targets) by Harold E. Puthoff and Russell Targ, November 1978. This session's protocol was modified in that a randomly generated preselected target was not used. In lieu of a randomly generated, preselected target the "beacon" simply chose a site which, in his opinion, was unique and identifiable.
4. (S) Following is a transcript of the viewer's impressions during the remote viewing session. At TAB A are drawings made by the viewer reference his impressions of the target site. Photographs of the target site are on file in GRILL FLAME Session Report Number XLIX.

~~SECRET~~

~~SECRET~~

TRANSCRIPT

REMOTE VIEWING (RV) SESSION L

TIME #66: This will be a remote viewing session. (Edited for security.)

PAUSE

#66: Okay, its time now to relax and focus your attention on #6.5. #6.5 is at the target. . . relax and concentrate. Expand your awareness. . . . out beyond this room. . . out to #6.5's location. You can see #6.5 (not audible). . . Feel what he feels, see what he sees. Look around the area and simply describe it to me.

PAUSE

+03 #8.5: Well, I'm seeing a repetitive pattern like stacks of discs separated. Could be a. . . Could be a flexible hose.

PAUSE

#66: Okay.

PAUSE

#8.5: For some reason, I'm seeing a. . the area of the right eye on a human. I'm seeing it from the right side. I don't know why I can't see the whole face. Its just the eye.

PAUSE

You know, the cheek bone in there.

PAUSE

#66: (Not audible).

#8.5: Um hm. In part. I'm just seeing a lot of things going. . whatever. Large components going past me, I don't know what they are. I was waiting for something to settle down to where I could take a look at it. Things like you wouldn't believe. I just saw a bottle or something. It wasn't hooch, I don't know what it was.

PAUSE

~~SECRET~~

~~SECRET~~

#66: Let an image of #6.5 form in your mind. Use that as a focus. Let an image of #6.5 form in your mind.

PAUSE

#8.5: Oh, I'm looking at something of sharp steel. I keep trying to see all of it, but . . . I don't know. I saw a room just momentarily with windows way up high. (Not audible) like clear stories. It wasn't strong.

#66: Okay.

PAUSE

+08 #66: What's your impression now?

#8.5: I don't know. . . I was seeing a face that I didn't recognize. . . from kind of a low angle. Like looking up from here at my face.

PAUSE

I'm looking up. I don't know. I keep seeing a tri(?). It just occurs in different forms. Some distance away and I had the feeling just momentarily, I was looking up into a . . . Oh, the best way to describe it, was like I was inside of an arched room, structure or something. Just for a moment, it looked like I was looking at the inside of a quonset. I know that's ridiculous.

Come on #6.5, damn it!

PAUSE

I'm seeing a flexible hose again. Off to the left. I mean that kind of shape. I don't even know what it is, I don't know how big it is.

PAUSE

+12 I can't find #6.5.

PAUSE

~~SECRET~~

~~SECRET~~

+14

I'm seeing a pointy shape structure. Off-white maybe grayish. And its not real though. It looks more like a bird house than it does a . . it looks big but its shaped more like a bird house.

PAUSE

Wait a minute. I see four people. . . four people standing with their back to me and there's somebody near this side. They are below me and they're looking away from me.

+15 #66: What are they looking at?

#8.5: I don't know. I'm not . . Its real bright beyond them. It looks like the wall is lit up and they are looking at it.

PAUSE

I feel I'm above them. I see a bright blue circle. It looks like there's some kind of other circle inside of it.

#66: Okay.

PAUSE

#8.5: I see like an open end of a horn, facing me.

PAUSE

I see something like the end of a Jersey bullet. Its a . . flexing. More like the end of a football. You know if you'd put creases in it. You know if you deflate it - would put creases down around where its collapsing - that's what it looks like. I don't know. Weird. This is a bad session.

PAUSE

Nothing pure in this. But I think I might as well call this thing off.

#66: Tell me more, a little bit more about this circle that you saw. *K. King*

#8.5: It was just a dark circle. Had dimension to it. A narrow band of blue inside. Band of blue was about equal to the height of it. And I was aware

~~SECRET~~

~~SECRET~~

of some other kind of circle inside of it.  
Duller in tone. I couldn't make it out.  
It was gone.

#66: Get that image in your head again and then go  
stand in the middle of the circle.

#8.5: I can't. I don't see how I could, unless I . . .

#66: Don't try to analyze it.

#8.5: Ah, it looks like there's one of . . . rise in  
the center of it. And there's patterns running  
out from the center. Out part way.

PAUSE

Stand there. Try.

PAUSE

I'm seeing a disc shape structure over here now  
of something. . hanging down from it. Round in  
perimeter.

PAUSE

There's also patterns. . It looks like its on  
a vertical shaft of some kind.

PAUSE

I don't understand anything. I'm seeing an  
awful lot of stuff, but I don't understand any  
of it. I saw a scewer with wires or (not audible)  
or something coming out of it. I thought it was  
(not audible). I don't know.

#66: Do you feel outside or inside?

#8.5: I don't know. I hadn't thought about it. I guess  
I felt inside. Before I came in here I was seeing  
all kinds of things and was just about to go to  
sleep. Crispy clean. Its not so clear any more.  
I see a spherical shape again. This time its  
being supported by something.

PAUSE

That sure is a noisy tape recorder!

PAUSE

~~SECRET~~

~~SECRET~~

#66: Do you want to draw?

#8.5: Well, I guess I'd better. I'm not seeing anything that's worth looking at. I'll look one more time for #6.5.

PAUSE

Oh, a couple like that in a row, and I . . .

PAUSE

#66: Do you need some more light?

#8.5: I don't need light to draw.

PAUSE

#8.5: I don't know whether this is the order I saw things or not; but I . . .

PAUSE

I, somehow, felt that maybe, maybe this looked like . . . flexible hose - those disc shapes stacked, separation between them.

PAUSE

#8.5: Okay, that's about it wasn't it.

#66: Okay, now I'm interested in this eye that you saw.

#8.5: Oh.

#66: Which side of the face was that did you say?

#8.5: It, that's funny, it . . . yeah. I saw an eyebrow (not audible) of an eye. I saw a cheek about this much. I just saw about this much and it appeared to be perhaps a black person I thought, I don't know.

#66: Left side of the face, you say?

#8.5: No. That would be the right side of the face, wouldn't it?

Yeah. I could only see about that much though.

#66: Okay.

~~SECRET~~

~~SECRET~~

- #8.5: That's about it.
- #66: Okay. If you were to look at this drawing without the label that you put on it, and you were to look at that as though that were an aerial perspective, at that, you were looking down from the air and seeing that pattern, what would you feel about that. You're looking down at about 100 feet up and you saw that, this on the ground just like that.
- #8.5: You're covering part of it.
- #66: Okay. You know, I don't want you to read the label.
- #8.5: Oh.
- #66: . . . Your last perspective. You are just looking down at that.
- #8.5: I'd have the pattern like radar antenna, like a . . . grill covering sand. It could be many things.
- #66: Um hm.
- #8.5: More like a radar dish I guess. If you complete the circle but I felt I was looking up inside for some reason.
- #66: That's what I'm saying. Just taking that without taking the looking up inside thing, taking that all away now, and just looking at the lines as you've drawn them, without your . . .
- #8.5: Well, it could be looking down inside of a stack . . .
- #66: What if they're not perspective. You're adding your perspective there because (not audible) just looking (not audible).
- #8.5: In that case, it would. . it would definitely look like a radar antenna to me.
- #66: Okay.
- #8.5: No one would lay cement in a pattern like that.

~~SECRET~~



~~SECRET~~

#66: Okay. Are these two things the same? Or are they different impressions altogether?

#8.5: I saw them pretty close to each other but. . .

#66: They're different impressions?

#8.5: They are different. This had more solid feel to it.

I saw this a couple of times. (Not audible)  
I saw so many things that kept going by that  
. . .


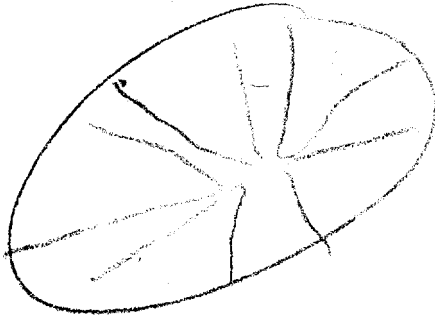
TURN OVER TAPE

END


7 ~~SECRET~~

# TAB A


END  
VIEW



wall, map?



stacked disks or  
flexible hose shape

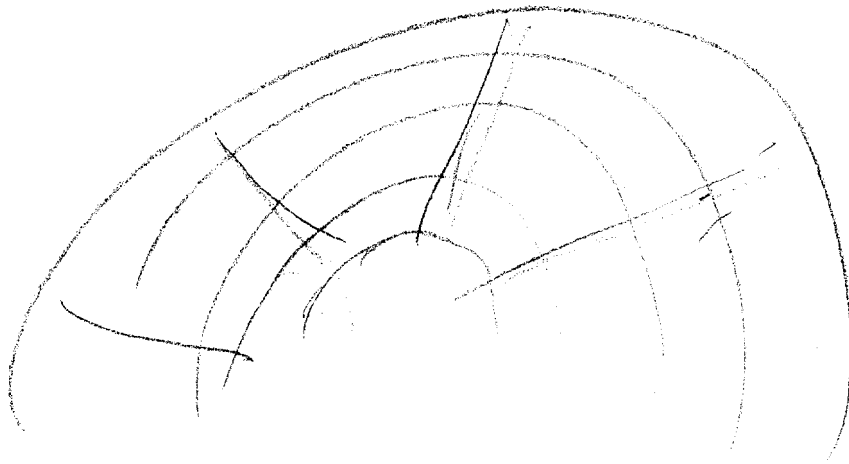


Right  
side

MAYBE black  
region



Blue



Looking up ↗