

~~SECRET~~
ORCON/NOFORN

INSCOM

GRILL FLAME

PROJECT

SESSION REPORT

CLASSIFIED BY: Director, DIA
REVIEW ON: 30 Jun 99
EXTENDED BY: Director, DIA
REASON: 2-301-C (3) (6)

GRILL FLAME

~~SECRET~~

~~SECRET~~

SUMMARY ANALYSIS

REMOTE VIEWING (RV) SESSION LX

1. (S) This report provides documentation of a remote viewing session conducted for training purposes to enhance a remote viewer's demonstrated ability.
2. (S) The remote viewer's impressions appear to have some target correlation. The remote viewer had trouble concentrating due to ambient room noise at the beginning of the session. Later in the session he felt that he received some clear images. He was confident that some of his impressions were valid even though he had difficulty getting started.
3. (S) The protocol used for this session was a modification of the protocol detailed in the document, Standard Remote-Viewing Protocol (Local Targets) by Harold E. Puthoff and Russell Targ, November 1978. This session's protocol was modified in that a randomly generated preselected target was not used. In lieu of a randomly generated, preselected target the "beacon" simply chose a site which, in his opinion, was unique and identifiable.
4. (S) Following is a transcript of the viewer's impressions during the remote viewing session. At TAB A are drawings made by the viewer reference his impressions of the target site. At TAB B are photographs of the target site.

~~SECRET~~

~~SECRET~~

TRANSCRIPT

REMOTE VIEWING (RV) SESSION LX

TIME

#66: This will be a remote viewing session.

PAUSE

#43.5 is at the target area.

PAUSE

(Not audible)

PAUSE

(Not audible)

PAUSE

Go out to the area with #43.5.

PAUSE

And describe the target to me.

PAUSE

+10 What impressions come to mind?

PAUSE

#14: I haven't. . . .

PAUSE

It seems like maybe I'm getting some images now.

PAUSE

Odd shape. Difficult shape. But I can't describe it in words. (Not audible) to draw. Went out and tried to find #43.5 himself several times and I had him pictured and then I said to myself, move back and what do you see around you and all I could see was #43.5's back.

~~SECRET~~

~~SECRET~~

#14: And nothing else came into the picture.

PAUSE

The noise as usual out there is tremendous. I'm trying to ignore it. I (not audible) success (not audible).

PAUSE

I get a lot of outlines and shapes, but its just. . . its so much that's its impossible even to remember (not audible).

+15

I did get a distinct impression a little while ago that. . . looking off into the distance - 150 yards or so it was a . . . what appeared to be a wooden electrical pole or whatever (not audible). About five cross lines. (Not audible). Its off into the distance. To my left, is all, this weird outline, well, not weird outline, but there's just so much clutter there that perhaps it was a tree line or something. There appeared to be. . . in an open space with a tree line behind it. To the left was where that pole was.

PAUSE

#66: Are you seeing the telephone pole from the target area?

PAUSE

#14: That's hard to say. I had the impression that it was somewhere near the target area. From where one was standing, one would be able to see it.

But from where I was. . . and I was at ground level from where I was standing at the target area it was out in the distance a ways. It may not be a part of the target per se.

PAUSE

+18 #66: From where you are look down at the ground and tell me (not audible).

PAUSE

~~SECRET~~

~~SECRET~~

+22 #66: What impressions do you have now?

#14: Well, a little while back, I had the impression of a young lady, or several, lying around in swim suits or whatever and then I had a feeling for a swimming pool and I thought I'd seen this swimming pool that we had over here at the parking lot. What that has to do with the target I don't know.

PAUSE

#66: Did you see #43.5 there?

#14: No. I was . . .

PAUSE

That's the third time, I'm seeing that image. Its a column or tube or something and there's . . . appears to have four legs, four supports.

PAUSE

+25 #66: Would you like to draw some (not audible)?

#14: Yeah. I think I'll hang in here just for a few minutes more.

PAUSE

#66: We have plenty of time.

#14: I was starting to get some . . . imagery. (Not audible). The shapes and stuff were so confusing I couldn't remember them to draw them anyhow. There was just so much. . .

PAUSE

The first clear image that I had was Page 1, Item Number 1. I really don't know how to describe it. It looks like looking at a plunger sideways. It appeared to be, for some reason, it appeared to be metal or felt like it was metal.

Second image, and this was a recurring image that I had. . that I came up with several times. Item

~~SECRET~~

~~SECRET~~

2, Page 1. It seemed to be a pole or . . . column or something and it appeared to have four star. . . or a starlike shape base to it. Which appeared to be for support.

#66: Are these things inside or outside?

PAUSE

#14: Those, I really didn't see whether they were inside or outside but I had a feeling they were outside.

Next, I. . . appeared that I was standing behind the outbounder and when I looked straight ahead and a little bit to my left. . . (Not audible). . . what appeared to be a telephone pole. That was often. Off in the distance. Over here I had this outline that I didn't see they were trees; I didn't feel they were trees; but the outline made me believe that they were.

#66: Um hm.

#14: Grass or treeline. This was closer in the foreground. There appeared to be another, it might have been a tree line over here and . . . I had a feeling there was an open area in through here. ✓

PAUSE

I also had a feeling that it may have been trees over here. I had a feeling that I was standing behind the outbounder and was looking this way.

PAUSE

Then, I saw again. . . the. . . star pattern. And again I felt it was some type of supports. The function of the star. Only I was seeing it from many different angles. This is the best I can relate to.

PAUSE

(Not audible).

PAUSE

If you were to look at it from the top, I'll label that three, if you look at it from the top,

.

~~SECRET~~

~~SECRET~~

#66: Did you get a feel for anything up the pole?
Or what's up the pole? Or. . . .

#14: No.

PAUSE

It might not be a pole. It might not. I had a difficult time orienting myself to this thing. I wasn't sure if it was on its side or if I was under looking up at it or if I was above looking down at it.

#66: Okay.

#14: I had a difficult time orienting myself as to where I was in space at that time.

What else had I mentioned seeing?

#66: Well you did have a flashing impression of (not audible). . .

#14: Yeah. Well, you asked me to look at the ground and see what I see.

#66: Right.

#14: And I was having a very difficult time, because I looked right below me and there really wasn't anything below me. Perhaps my mind just wandered to find something else a little bit more exciting. But. . . Whew! I had impressions of several young ladies. It appeared they might have had swimming suits on or something. I saw them from various different angles and perspectives. And then I had this. . . this a . . . feeling and kind of image . . . (not audible).

PAUSE

That might have been . . . 30 feet (not audible) I had the feeling that I was looking at all of this. . . swimming pool, to a fence.

PAUSE

That's about all I can come up with.

#66: Do you have anything you want to add?

#14: No. (Not audible). This swimming pool came up

~~SECRET~~

~~SECRET~~

when I was really having a hard time. I wasn't getting any images. I could have created that.

#66: Okay.

#14: This, this shape here is a recurring thing. This was my first strong image; this was the second; this was recurring. And when I actually went out to try to find the outbender physically and try to be there with him, I had this. . on Page 2. The pole, tree. . I can only relate that to the tree line. They were like looking at a negative of a picture. And all I could see was the outer shape and there was other imagery that the shapes were so confusing. . .

#66: But they weren't resolved enough to call them trees?

#14: No. No. But this, for nothing better to call it, it had the appearance of a tree line.

#66: Okay. You say there's other imagery that you couldn't. . .

#14: I just . . I couldn't determine what it was by the shape of the form because it was so confusing. All I was seeing was an aura or the outside shape.

PAUSE

Like if you were to look at a cube and look at it at an angle, actually, to draw a cube you would draw it somewhat like that, okay? But the imagery I was getting you didn't see the inside corners. All you saw was the outside. . the outside outline.

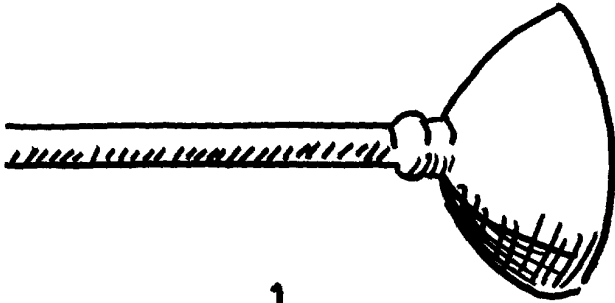
PAUSE

So what I was seeing was white against black. Dark against light and nothing inbetween. There was no shades of gray or anything. It was just absolute contrast between the outder shape (not audible). I think that about raps it up.

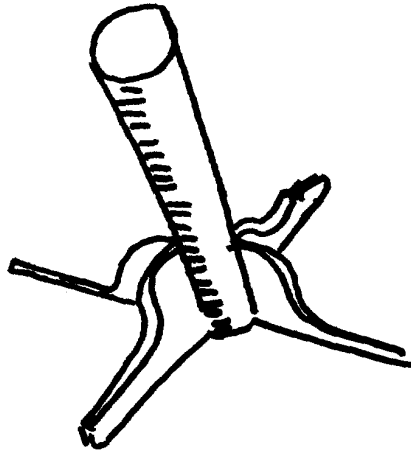
#66: Okay.

~~SECRET~~


TAB A

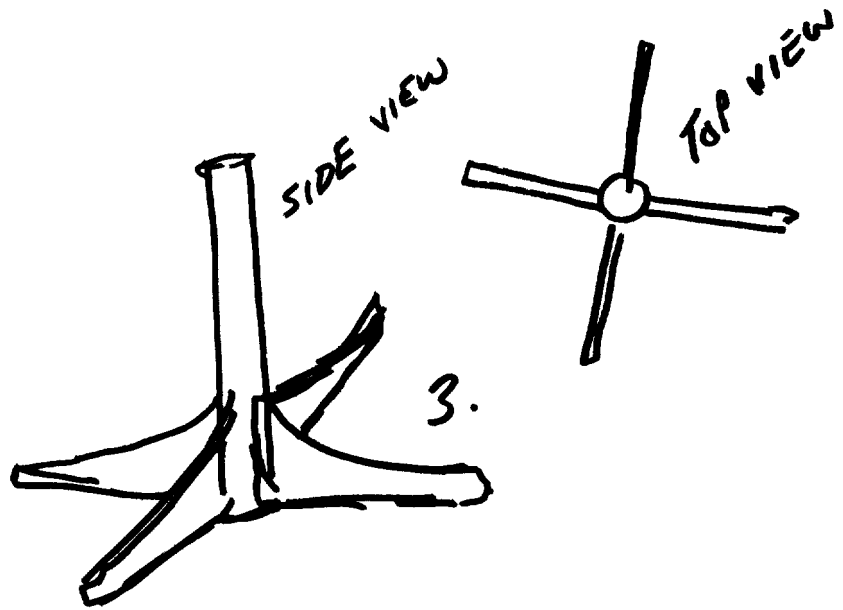


1.

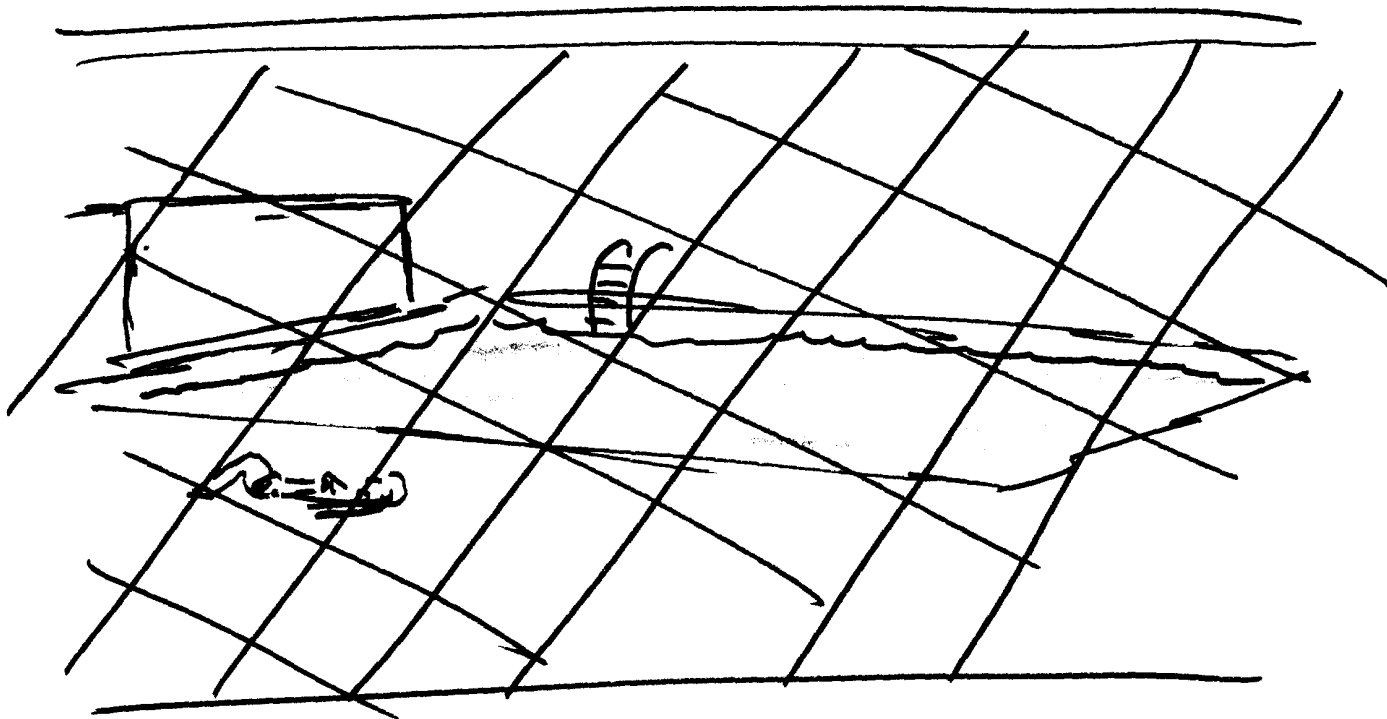


2.





LOOKING AT
SWIMMING POOL
THROUGH FENCE



TAB B

