

~~SECRET~~

ORCON/NOFORN

INSCOM

GRILL FLAME

PROJECT

SESSION REPORT

CLASSIFIED BY: Director, DIA
REVIEW ON: 20 Mar 99
EXTENDED BY: Director, DIA
REASON: 2-301-C(3)(6)

~~SECRET~~ GRILL FLAME

~~SECRET~~

SUMMARY ANALYSIS

REMOTE VIEWING (RV) SESSION IV

1. (S) This report provides documentation of a remote viewing session conducted for the purpose of orienting a Remote Viewer to the protocol which will be used in the remote viewing training program at Stanford Research Institute (SRI), Menlo Park, California.
2. (S) This session was considered very successful by all participants in that the post-viewing on target analysis provided the viewer with positive feedback. The target site contained features which matched the viewer's descriptions. The Remote Viewer was anxious to conduct another session and was highly motivated.
3. (S) The protocol used for this session and which will be used in later training is detailed in the document, Standard Remote-Viewing Protocol (Local Targets) by Harold E. Puthoff and Russell Targ, November 1978.
4. (S) Following is a transcript of the viewer's impressions during the remote viewing session. At TAB A are drawings made by the viewer reference his impressions of the target site. At TAB B are photographs of the target site. At TAB C is a post session interview.

~~SECRET~~

~~SECRET~~

TRANSCRIPT

REMOTE VIEWING (RV) SESSION IV

TIME

#7.5: This will be a remote viewing session. (Edited for security.)

PAUSE

#7.5: Okay, #14, 6.5 and 29 have arrived at the site and are observing the area. (PAUSE) Look at the target with them and describe the area to me. (Edited for security.)

PAUSE

+05 #7.5: Now, look at the target with them and describe the area to me.

PAUSE

#14: The biggest impressions that I have had was looking at the inside of a cube in three different angles.

#7.5: Good.

#14: I won't be able to draw it that way.

#7.5: Good.

#14: I won't be able to draw it that way.

#7.5: Okay.

PAUSE

#14: I also had a flash of a brightness of some kind.

PAUSE

+10 #7.5: Now, describe the images of your mind. Describe the area.

PAUSE

~~SECRET~~

~~SECRET~~

LONG PAUSE

#14: (Long sigh)

PAUSE

+13 #7.5: Now. . .

#14: I appear to see something. Perhaps steps.

#7.5: Tell me about what you see.

PAUSE

#14: (Sigh) I see a geometrical form in the shape of steps.

#7.5: Fine, fine.

#14: I don't get any ah a strong feeling like I had the last time. As to whether its indoors, outdoors.

PAUSE

#7.5: Tell me about the geometric figures.

PAUSE

+15 #14: The prominent one that's stuck in my mind is the shape of the cube. . . . from an outside angle, an inside angle, from all different angles you could look at the corner of the cube. Also, there . . . there was also an impression of two bullet-like shapes meeting at the nose.

PAUSE

#7.5: Tell me about the position and relationship between the figures.

PAUSE

#14: That's not too clear. But the cube shape and the bullet-type shapes; for some reason, I have an impression they were indoors. . . and the steps, perhaps, were outdoors. Impression of the cube and bullet-type shapes were prior to the steps.

~~SECRET~~

~~SECRET~~

PAUSE

#7.5: Describe what you are seeing. Now.

PAUSE

#14: (Sigh)

PAUSE

#7.5: Do you feel like you'd like to draw?

#14: It might help. . . I'm afraid it might disturb my concentration. Of course, there's not a whole lot of concentration to be done with the . . . this noise level out here.

#7.5: Its now about 19 minutes after and they have left the target area now. Now, you can sit up and draw but keep that picture in your mind before you sit up; hold that picture in your mind, so that you can go back and check it out while you are drawing. If you feel ready, go ahead. Sit up and draw.

PAUSE

DRAWING

PAUSE

#7.5: Tell me a little bit about what you've drawn.

PAUSE

#14: Ahem. Well, as I said, I saw a cube-type shape. Which would be looking at the corner of the box or building or something. But I saw it from different angles. And I know there were three. But I can't focus on three. This is one of the . . . kind of like looking at a corner and having the sides going

~~SECRET~~

~~SECRET~~

away from you. And one; another impression would be like looking at it from; looking at the corner of the room. (PAUSE) The third shape here is two pointed nose objects; two pointed nose objects that seem to be meeting each other at the point but either touching or very close. I think very close to touching, at the points. (PAUSE) Number four: (not audible) change the letter... Number four is where I had an impression of a step like. Very, very definite step, step like graduations. (PAUSE)

And. . . Number 5 is the next impression I had. It was kind of like a T shaped object. Like a golf tee. And it almost appeared to be some type of ball on the end. It would almost be like the INSCOM crest with the torch and something on the end. . . it appeared to be a round-like object. And Six was a very vivid impression, once I had put my mind remembering the cube shapes. . .

#7.5: Okay.

#14: And then going back. Once I sat up and started to draw, I closed my eyes, Number Six came on very strong. Here we have, it looks like two triangles meeting nose to nose which could relate to Item 3; but there appeared to be a line down the center. Or this could have also have. . . . No, here we go with my left-brain side of the mind. . . It could also be something to do with these geometric shapes meeting in a corner of some kind. But I got, when I went back and thought of the, where I got my first impressions of the cube, I tried to go back, this sprang up very vividly. Whatever the shape is. (PAUSE) That's about it. (PAUSE) I really didn't get any super-strong impressions.

#7.5: Okay.

#14: Starting out with the cleaning crew and ah . . .

~~SECRET~~

~~SECRET~~

- #7.5: It sounded like we had the Third Bucket Brigade in there.
- #14: Right. Not only that, also the siren kind of distracted me quite a bit.
- #7.5: Okay. Is there anything else you want to add?
- #14: No. Except for perhaps they were a combination of indoors and outdoors. Its just a vague feeling.
- #7.5: Which impressions appear indoors?
- #14: Ah. . . the cube type shapes appear related indoors. But I also had a; as I was getting a series of cube shapes, I had a flash of like light or there seemed to be a brilliance all of a sudden. And there. . . let me try to go back and picture it. . . There were three angles I saw that corner at. (PAUSE) Whatever they are, I think they are related.

PAUSE

- #7.5: Okay, which shapes were outside?
- #14: Ah, my biggest guestimate would be these two.
- #7.5: You are referring to numbers
- #14: Four and five. But I didn't really get a strong impression of being inside or outside; its just . . . like remember the last session I had, I had a very strong impression of water which seemed to fit.
- #7.5: Um hm.
- #14: But I really didn't come up with anything that I really felt strong about except for the geometric shapes.
- #7.5: Okay. Is there anything else you would like to add?
- #14: No, I can't think of anything.

~~SECRET~~

~~SECRET~~

#7.5: Okay, fine.

#14: I'd guesstimate we probably had much better luck the last time.

Its hard to say, I don't know. These are the impressions; but I had stronger impressions on our first a, our first session.

#7.5: Well, the noise factor was something this time to be worried about.

#14: Uh huh.

#7.5: You definitely had a noise factor, this time.

#14: Yeah, I didn't think that I was going to let it bother me but . . .

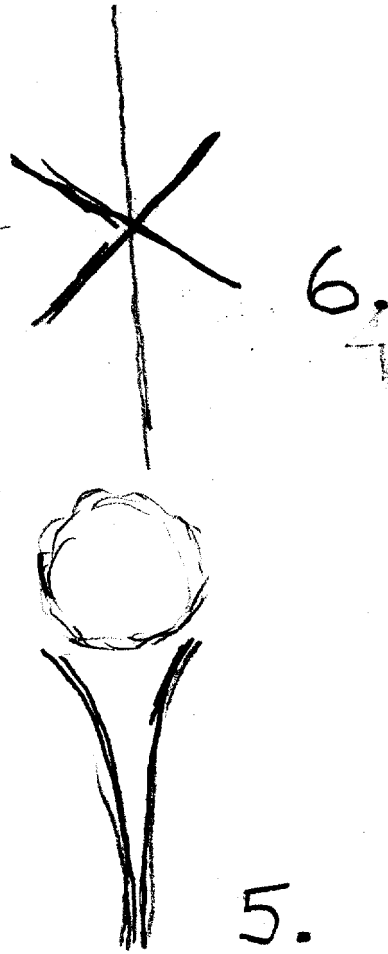
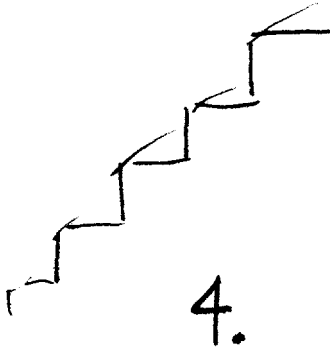

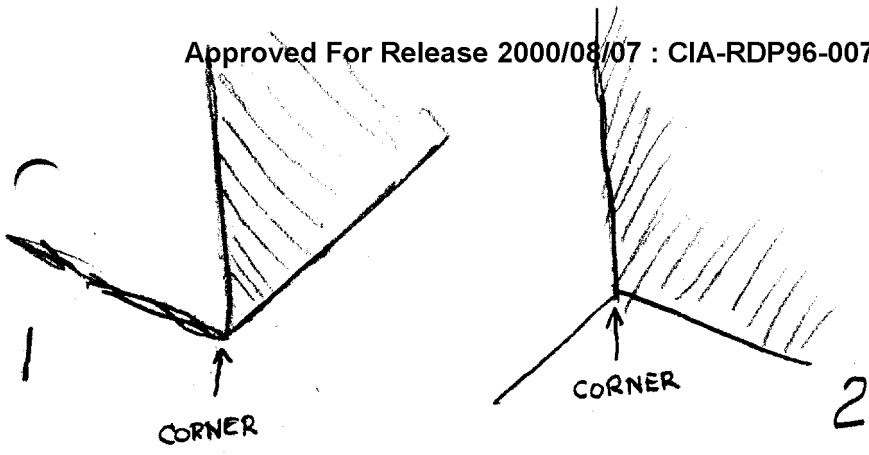
#7.5: Well, it was pretty bad.

#14: I had a hard time focusing or trying to focus my consciousness. #6.5 and 29 out there. It seemed like it would be hit and miss and a lot of things would start jumbling through. Before I could focus, there would be another noise factor that would interrupt my concentration.



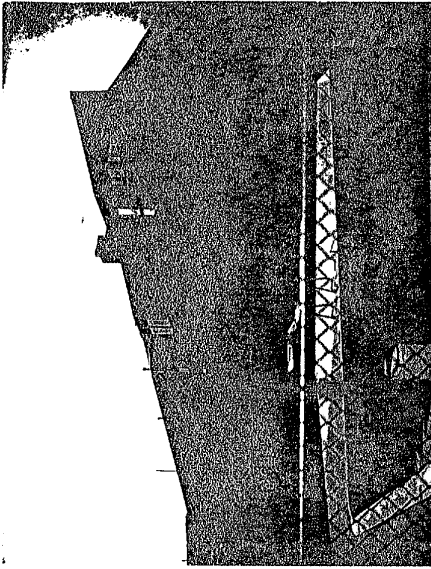
#7.5: Okay, that will do it then.

6
~~SECRET~~

TAB A



TAB B



TAB C

~~SECRET~~

POST-SESSION INTERVIEW

REMOTE VIEWING (RV) SESSION IV

1. (S) Post-session interviews are conducted after the completion of a session to provide the selected Remote Viewer with the opportunity to express himself concerning his viewing experience.
2. (S) #14 had a very good session. There was a high degree of target correlation. #14 was satisfied with his results and felt that he was improving his remote viewing abilities. #14 was concerned with the ambient noise associated with the remote viewing room but for some reason was able to perform quite well in spite of his concern. Perhaps, it was his concerted effort to work regardless of the noise.
3. (S) The interviewer noted that #14 seemed to be learning how to relax and concentrate. Rapport between #14 and the interviewer was good.

~~SECRET~~