

**SECRET**

Approved For Release 2001/03/07 : CIA-RDP96-00788R000900900001-4  
ORCON/NOFORN

INSCOM

GRILL FLAME

PROJECT

SESSION REPORT

CLASSIFIED BY: Director, DIA  
REVIEW ON: 31 Jul 99  
EXTENDED BY: Director, DIA  
REASON: 2-301-C (3) (6)

**SECRET**

**GRILL FLAME**

Approved For Release 2001/03/07 : CIA-RDP96-00788R000900900001-4

**SECRET**

SUMMARY ANALYSIS

REMOTE VIEWING (RV) SESSION LXXVIII

1. (S) This report provides documentation of a remote viewing session conducted for training purposes to enhance a remote viewer's demonstrated ability.
2. (S) The remote viewer's impressions during this session had little correlation with the target location. The viewer was relaxed, cheerful and in a positive frame of mind prior to the session. During the session the viewer seemed to have some difficulty describing what he was "seeing" at times. At the conclusion of this session, the viewer stated that he did not have a feeling, one way or another, whether this might be a good session or a bad one.
3. (S) The protocol used for this session is detailed in the document, Standard Remote Viewing Protocol (Local Targets) by Harold E. Puthoff and Russell Targ, November 1978.
4. (S) Following is a transcript of the viewer's impressions during the remote viewing session. At TAB A are drawings made by the viewer reference his impressions of the target site. At TAB B are photographs of the target site.

**SECRET**

~~SECRET~~

TRANSCRIPT

REMOTE VIEWING (RV) SESSION LXXVIII

TIME

#6.5: This will be a remote viewing session (edited for security).

PAUSE

#11: Okay, #27.5. The time is 1300 hours. #7.5 is at the target location. Go out there with #7.5 and tell me what you see.

PAUSE

+01 #27.5: I see like a . . some kind of a . . half-circular shape. I want to . . Strong feeling for the word "awning" but I'm not exactly sure if that is what it is; that's what it looks like. Its flat edge all the way around it. Very thick. Flat edge but its hollow underneath. It comes out of a . . flat, flat wall shaped object. Flat, squared surface. I don't see any kind of supports.

PAUSE

+02 There seems to be two circular pipes that are closely associated to that object. That are coming out of something. Almost like they're . . they're . . exhaust port of some osrt. They are not very large.

+03 I got a . . There's a very . . For some reason I get a sensation of great fuzziness with this target. I don't even know what that word connotates but it just . . I just get the feeling of great fuzziness. I also get the feeling of cold.

PAUSE

There are a whole lot of things that are kind of blended together (not audible).

#11: Okay. Well, go back to #7.5. Stand where #7.5 is standing. Look around you and tell me what you see. Your images should become sharper.

PAUSE

~~SECRET~~

~~SECRET~~

#11: Concentrate.

PAUSE

+04 #27.5: I see what appears to be some kind of a long, narrow type object. Fairly square. But long. And it looks like it has rounded poles sticking through it. They are equal in size on both sides (not audible). Its some form of. . its not a ladder, but it looks a lot like a ladder would look only without two sides - just the center structure supporting a ladder type thing sticking out.

#11: Do you have a feeling of being indoors or outdoors?

PAUSE

#27.5: (Not audible) ha ha ha

#11: (Not audible)

PAUSE

+07 #27.5: I would say that I'm like in the object, but I'm outdoors. And very, either very, very close to or under the target. But outdoors. Its a  
+08 . . I sense that this is a very, very simple kind of place. Its not. . not a whole lot to it There's a . . . what appears to be a shape composed of or kind of asymetirical hoops. They're open-ended hoops.

I'm trying to see if there's some kind of a building or something close by but I don't seem to see one.

PAUSE

#11: Is #7.5 interacting in any way with this target?

PAUSE

+10 #27.5: I get the feeling that he's going in and out of the target for some reason. That doesn't make a lot of sense. That;s the feeling I get. Like one second he's in it and the next second he's out of it.

PAUSE

~~SECRET~~

**SECRET**

+11 #27.5: I'm trying to. . there is just something greatly fuzzy about this. Its like there's no. . . its all irregular shapes. There's no. . no regular shapes.

PAUSE

I see what looks like some form of a strengthening item or something. Support of some sort. Its . . square and its long but its got like largers on it, which has something to do with the hoops. Its like a triangular type truss' sort of shape.

PAUSE

+12 I got a real strong feeling like this is a geometically put together in some fashion. A lot of cross supports and engineering type supports.

PAUSE

When he's under it or in it, I get a very heavy opporessive feeling like over my head like there's something very heavy there. I can't see what it is.

PAUSE

+13 I don't sense that its that high. (Not audible). For some reason, I'm getting, I'm just getting a very fuzzy reading on detail but I'm getting an awful lot on sensation or feeling.

#11: Okay. If you can just describe the sensations of the image.

PAUSE

#27.5: Its a tremendous feeling of cold and. . and. . when I'm under it or in it, I feel like its very oppressive, very heavy. I don't feel comfortable being under it. My right arm aches for some reason. I don't know if #7.5's having trouble with his right arm or not. Its a . . I get a feeling of wet.

+14 When I'm away from it I don't feel the oppressive feeling and I don't feel the cold. So, it has something to do with the target.

PAUSE

**SECRET**

~~SECRET~~

#27.5: That, that half moon awning piece, that . . .  
may be part of a . . . more of a dish shaped  
object.

PAUSE

+15 Its definitely metal. The target's metal.  
I keep thinking wet metal for some reason.

PAUSE

+16 I keep getting flashes of the Eiffel Tower as  
well and I know that's junk but I gotta say it  
'cause it might have something to do with it.

#11: You never know, it may have something to do  
with it.

#27.5: Very, very clear flashes of the Eiffel Tower  
for some reason.

PAUSE

I also get a strange sensation that #7.5 is  
looking for me.

PAUSE

I see two doors. Not humansize doors, just  
two doors that open outward.

PAUSE

+17 Well, that's about all I can say about it.  
Its a very. . I think this is a very complex  
target. I can see geometric shapes or designs  
or just a group of you know, interlocking lines  
or curves. Its like there's no. . Its not like  
you could take a straight edge and draw on it,  
they're just different shapes and designs.

PAUSE

Just a mass of wavy lines all uneven coming  
together.

PAUSE

+20 The closest I could come to describing it  
would be a huge metal foot with points. But  
that doesn't make any sense; but that's what  
it looks like.

PAUSE

#27.5: I don't. . know. . I just don't . . being in it or under it, I just don't feel comfortable.

PAUSE

#11: Well, its twenty past and #7.5 has probably already left the target area.

#27.5: It looks like the inside of a spaghetti factory.

#11: Ha ha, I'll have to remember not to use that (not audible).

#27.5: I'll sketch these things. Page 1.

#11: Would you like more light?

#27.5: No. That's okay.

PAUSE

(Not audible). . Would be what I call the awning shape. It looked a lot like . . . it looked a lot like this. It seemed to be on something that was square. Not a very good drawing. That was. . we'll call that "A", Page 1.

Then there was a square type thing that kind of sent away like this and had a . . what looked like poles of some sort sticking through the side. Couldn't see them on the other side but I sensed it. . that they were on the other side as well. Like a . . you know, they went all the way through, like the ladder type shape.

They were. . I sensed that they were some kind of a . . I want to say ducted, but they weren't ducted. They were part of a free-for-all of this mess. Call that "B".

There was a what you could almost call a tunnel like effect, but I got the impression there was a . . like a . . some form of structural support that kind of looked like this. I don't know if that makes any sense to you, the way I'm drawing it. They kind of hang left and away - almost like if you really wanted to, you could get up in the center of it and you could actually

~~SECRET~~

physically walk down the center of this. .  
same down in the center the "V's". Call that  
"C". These were are fairly clear.

Besides that, there wasn't much that you could  
see. Two. . Two doors which appeared to be  
partially open but which were small. For some  
reason I had a view of them like this. But they  
opened out and away. That's Page 2. And also  
there was like a . . Call this "B". Like up  
against the edge of something - I don't know  
what you would call it but it was like two pipes  
coming out, like exhaust pipes. I felt like  
that was in the target but outside. So, its  
. . it might have been under the target. (Not  
audible) the inside of the target.

Did I mention anything else there that I can  
draw?

#11: Well, let's see, yeah, you just drew the long,  
narrow object with the rounded poles through it.

#27.5: Yes.

PAUSE

Well, I had a feeling for this shape. I could  
convex this shape. Call that "C" on Page 2.  
For some reason I felt like it had something  
to do with the awning. Its really a remarkable  
lot for what I was seeing.

#11: You mentioned something about a huge foot  
with points?

#27.5: Oh. If I could draw what I was seeing, which  
is . . I gotta look at it again and see that.

Okay, this is like looking up at it and the  
feeling I get is of this huge thing like points  
like a huge foot - those points. Its on Page 3.  
And I'll tell you, this is . . Oh, there was  
also a . . like a . . a form of hoops, open-ended  
hoops and these open-ended hoops were like inter-  
connected but. . I don't, I don't know in what  
form or why. They just . Call "A". . the foot  
on Page 3 and "B" the interlocking hoops just  
kind of . . some of them were end to end. Some  
were edge to edge. And some were just like I  
was looking through one into another. And, of  
course, if I had to sum it all up, I'd say that

~~SECRET~~



~~SECRET~~

it was a . . . something you could walk under  
and had a very oppressed feeling when I was under  
it for some reason.

#11: Well, let's see, about the same time you were  
describing something to do with the hoops, you  
had triangular shaped trusses.

#27.5: That's the object "C" on Page 1.

#11: Uh huh.

#27.5: For some reason it seemed to . . . up and up  
in the air type thing on a support. A major  
type support. I might have been upside down  
looking at it. And it might be the truss part  
might be the support. Ha ha ha

#11: Ha ha ha

#27.5: Might be supported.

PAUSE

And I think #7.5's arm hurts because mine was  
hurting.

#11: Could be, yeah. Slight accident (not audible).

PAUSE

#27.5: Well, in that case I'll describe where. Just  
above the elbow on the large muscle.

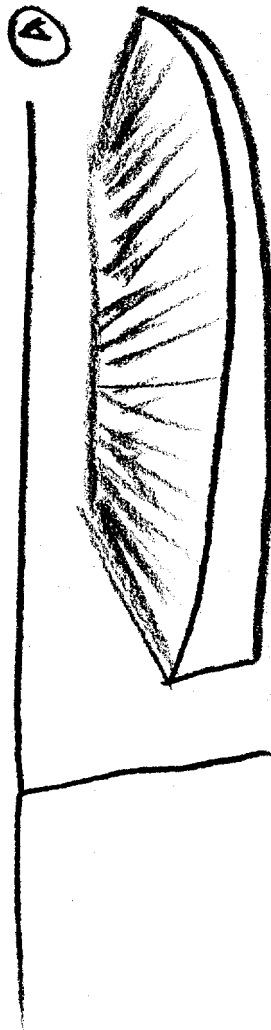
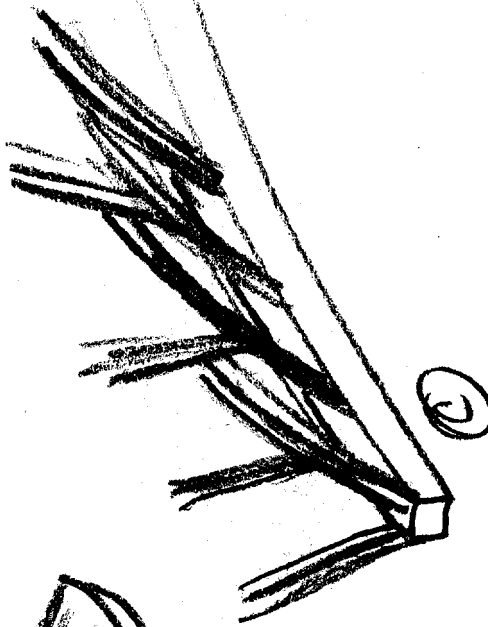

That's about it I guess.

#11: End of session.


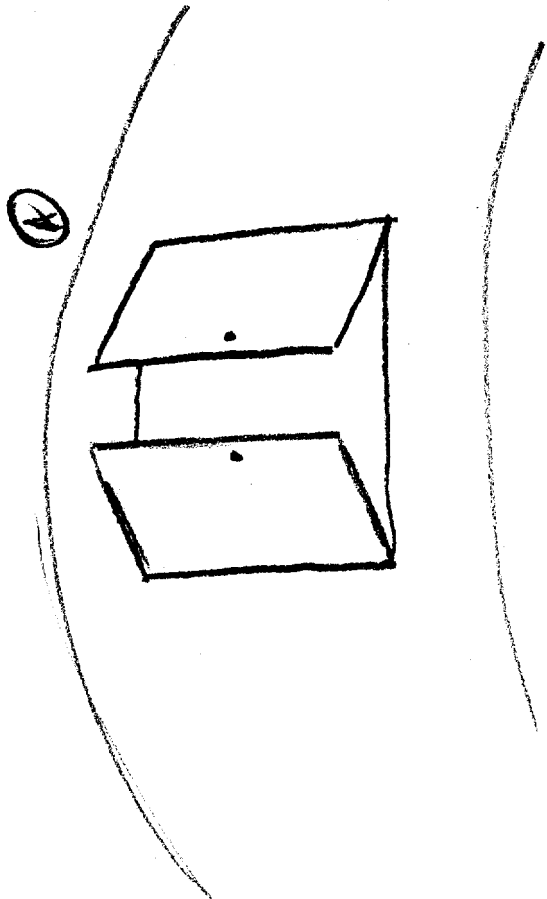
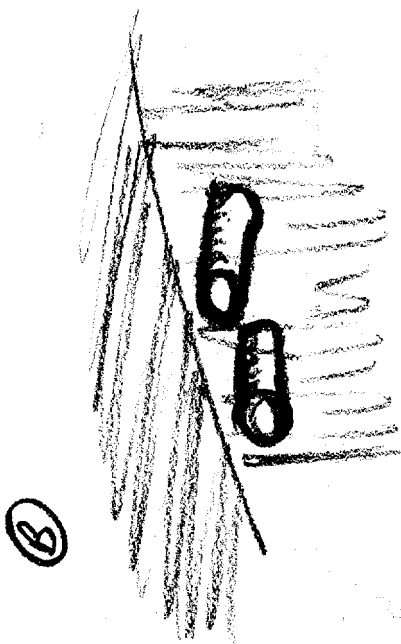
~~SECRET~~

# TAB A

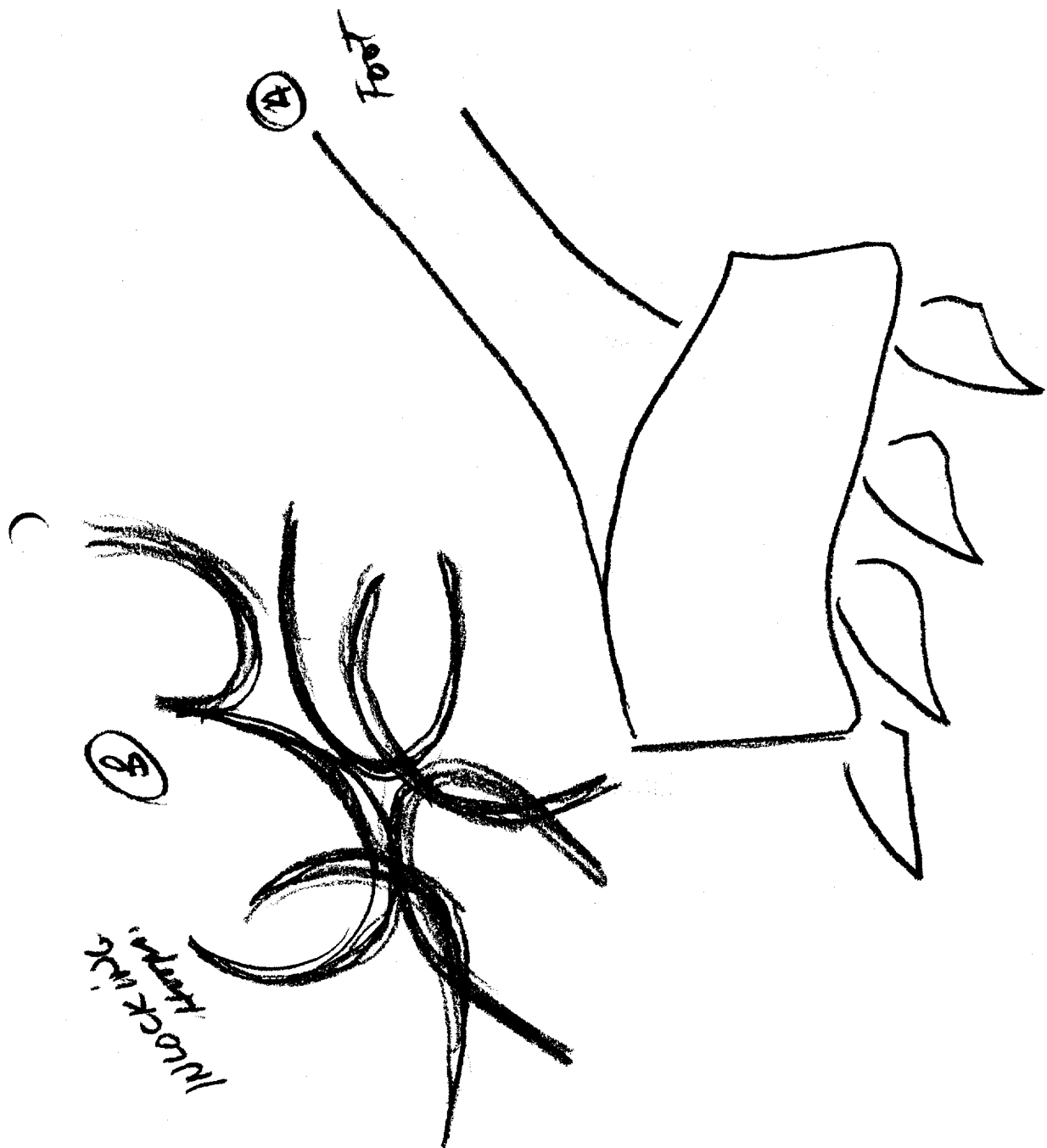
①



(2)



3



# TAB B

