

~~SECRET~~

Approved For Release 2000/08/07 : CIA-RDP96-00788R000900780001-8

ORCON/NOFORN

INSCOM

GRILL FLAME

PROJECT

SESSION REPORT

CLASSIFIED BY: Director, DIA  
REVIEW ON: 31 Jul 99  
EXTENDED BY: Director, DIA  
REASON: 2-301-C (3) (6)

~~SECRET~~

Approved For Release 2000/08/07 : CIA-RDP96-00788R000900780001-8

~~SECRET~~

SUMMARY ANALYSIS

REMOTE VIEWING (RV) SESSION XCIV

1. (S) This report provides documentation of a remote viewing session conducted for training purposes to enhance a remote viewer's demonstrated ability.
2. (S) The remote viewer's impressions during this session appeared to have some correlation with the selected target. The target for this session was a bluish gray colored water tower (see TAB B). The viewer described a bluish slate-like color, standing underneath and looking up at the target, the outbounder being outdoors, walking down a path, and did not sense any interaction with other people. The viewer described the outbounder's surrounding area and activity with a fair degree of accuracy. The only perception that this viewer had relating directly to the target was the tower's bluish, slate gray color. Prior to the beginning of this session the viewer mentioned that he had a feeling of apprehension. The viewer appeared relaxed and confident during the session. A reasonable amount of ambient room noise seldom bothers this viewer. Several times during this session the noise reached such levels that it interrupted the viewer temporarily.
3. (S) The protocol used for this session is detailed in the document, Standard Remote Viewing Protocol (Local Targets) by Harold E. Puthoff and Russell Targ, November 1978.
4. (S) Following is a transcript of the viewer's impressions during the remote viewing session. At TAB A are drawings made by the viewer reference his impressions of the target site. At TAB B are photographs of the target site.

~~SECRET~~

~~SECRET~~

TRANSCRIPT

REMOTE VIEWING (RV) SESSION XCIV

#14: This will be a remote viewing session (edited for security).

PAUSE

All right #29, its now 10 o'clock, #6.5 is at his target location. Go out there with #6.5 and tell me what you see.

PAUSE

+01 #29: The first impression I get is of open space and something in the foreground. ✓

PAUSE

Number 1 is the object that appeared in the foreground, but it appeared as if the space beyond is open. . and it didn't . . seemed as if something like a hilltop on top of a low rise as if you're able to look straight ahead and not be encumbered by anything ground level.

PAUSE

+06 Okay, the object drawn at Number 3 has a flat vertical part and then a series of . . like spirals. It is . . the perception I got of it is something that . . as a cartoonist would draw a perception of a tornado. A series of concentric conical dark lines. Almost cartoon-like. In looking at the drawing that it produced, it has the semblance of a basketball backboard and and net. But that probably is an analytical overlay. . . guess as to what I would up with. It has the sense of being somewhat up in the air; which may be part of the perception and it may not. It has the sense. . I have the sense that I'm looking up at it.

PAUSE

+08 Number 4 is a large curved wall. I'm not sure of that one at all as being part of this thing.

PAUSE

~~SECRET~~

~~SECRET~~

+10 Another tree form. This time an evergreen.  
Parametal in shape.

PAUSE

I'm trying to develop a sense of where #6.5  
is in terms of what kind of place it is.

PAUSE

+11 I haven't seen a building yet. I haven't seen  
anything that seemed like a building. There are  
an awful lot of distractive thoughts going on.

PAUSE

+12 Another tree shape. Well, I'm forced to the  
conclusion that he's outdoors and not indoors.  
But that's (not audible).

PAUSE

Nope, that's too far that way.

+14 I just had an impression of a structure that's  
somewhat distant away, that has gable windows.  
Okay, what I got was a large roof that is larger  
than I'm drawing it and the clear impression  
of one gable window. But that would lead me to  
the impression that there are probably; its  
position in the roof, would lead me to the  
impression that there are probably; its position  
in the roof, would lead me to the impression  
that there are probably others which I am sort  
of shoving in. . . Its tough enough to draw this  
stuff, try to draw a dotted line. I get a sense  
of blue. About the color of the roof. Might be  
slate, but I have the feeling that its bluer than  
slate. As I said, its off in the distance; its  
not. . I do like to draw trees, but this is  
getting ridiculous.

+15 This is an ornamental kind of a tree. Something  
in the drippy juniper family. This one's quite  
tall. Close order of 20 feet. No. Eighteen  
feet. Its a shape I. . . . .

+16 Okay, this is something that is close up. That  
as if you were standing looking over the top of  
it. And that's not right. That's better. Its  
made out of metal. Colored brown. I think its

~~SECRET~~

~~SECRET~~

colored brown. It looks like a . . . okay, the only part I see is the top section but it appears to be connected to a cylinder. And I'm tempted to say that what it looks like is a trash can, push open type thing that #6.5's walking past. I'll put an arrow for the direction for the path that he is walking on. Its just something that. . . I'm bobbing along behind him.

PAUSE

+18 I'm kind of trying to look for real and solid objects, manmade objects to give more definition to the place. And I'm. . . it seems to be a struggle to find something that's hard. If I have the correct target, it seems to be a garden or a park. The building that I drew seems to be off in a distance and not to be really part of the target. Or, not to be the target.

PAUSE

+20 This is . . . that's all consistent. I got this one twice from two different distances. As if #6.5 is walking down or along a path and the first perception I had as I was looking past him, was of the thing off in the distance and now he's walked on down towards it and I get the view from closer up. Either that or I zoomed in on it. But what it is, is usual garden, outdoor kind of park, kind of light. Its on a metal pole. . . with a shield on the top. We're either going to run out of sessions or this is the last drawing unless you give me some more paper.

#14: Oh my God.

#29: Thank you.

PAUSE

+21 Okay, I think that this is contributory from the rest of the . . . Oh, this may be analytical. I got the sense of a rail fence that sort of (not audible) in this direction and either a path or a road is on the right hand side of it . . . right hand side of the fence. I got post and rail implication of the fence. What I got . . . Aha! What I got most directly was the posts themselves and the top rail. They appeared to be more massive than another kind of sort of fence might be. So, I'm going to say post and rail. It doesn't look like it could be a metal

~~SECRET~~

~~SECRET~~

chain link kind of fence. It just seems to be something that's along the side of a path or road. I have the feeling that #6.5 is walking back out of the target area and went back. That's the camera. Ha ha

PAUSE

I don't suppose this is going to count, but . . . Well, I'll draw you a picture of the camera since this is what I got a picture of.

#14: We'll mark the time on this one, too.

#29: Yeah. Ha ha ha. I just got the most clear cut impression of the left hand side of this dumb polaroid camera. Oh well.

#14: That was 22 minutes into the session. 1022 when you had that.

PAUSE

#29: Ha ha ha. . . Oh me.

PAUSE

Why I'm laughing and finding this so amusing is that this session I've had trouble finding man-made things and I have sort of been tasking the mechanism, the spirit, that I'd like to see manmade things and so it very kindly obliged me by giving me this picture of this nifty manmade thing that's right next to #6.5 and its the dumb camera.

#14: Ha ha ha

#29: All right. Oops, as far as this one's going to count. Oh well, little things (not audible) at times like this.

PAUSE

#29: Okay.

PAUSE

The sensations . . . now, I'd like to go back and review the set of drawings that I did to see if I can add any particular information to what I've gotten.

~~SECRET~~

~~SECRET~~

One, I'm going to redo as 1A because I've noticed that I've added a lot of things to the original perception. 1A is a strict outline drawing of the hard line image that I got. Hard line. Ha. Beyond saying that I had the feeling that the shape at the right is, you know, irregular and, Okay, here we go with the dance around the words again. It is shrub like in shape in that it is irregular. There are a number of other things that it could be. I don't have a sense of color about it. I don't have a sense of the angle at the bottom being particularly wall like. It consists of two parallel lines that could either be a railing or a part of a wall. Now, the way that it could be a railing would be with an angle joint. It may be made out of pipe or bent pipe. I don't know what in the world I'm going to label this - 1b, I guess.

PAUSE

But I didn't see it like that. All I got was the impression of the bend. And the shrub form.

If I had to guess, I'd guess that its most likely to be like the drawing that I did at Number 1. But I'm not positive, so therefore its called hedging and fence, I guess.

PAUSE

Two, I'm not at all certain of. I had the feeling that I was standing underneath something looking out from under it. Some kind of a roof form. Its not terribly consistent with the rest of the drawing series. Its not consistent with the rest of the thing. It may have been an analytical throw-in which is why I've got a question mark on the top left. . top right hand corner of the thing. It didn't seem to be of the same quality or kind of the rest of the perceptions and therefore, I think it might have been a non-real image. I'm just putting some lines on there to indicate that there was a feeling of ceiling or roof. And post that held it up.

PAUSE

~~SECRET~~

~~SECRET~~

Three, I've described before on the tape as well as I can. I just can't say anymore about it, so I won't.

Four is the same caliber as Number 2. I got the feeling that there was a large brick wall that had a curve to it. It didn't seem to have any purpose to it either. Monument? I don't know.

PAUSE

Five is the first of the . . . the second of the tree form, the shrub form thing. Nice parametal shrub.

Six was the tree. Probably something like a red maple. Silver maple. Maple family anyway.

Seven. . . Ooops! I'll be damned. Messed up the numbers. Well, this one sits in position 7 in the series but it didn't get a number so I'm calling it Number X.

Was of a large structure, bigger than a house that sits off in the distance. I had the idea that its probably multiple storied. Or was it bigger than a house? I'm of two minds about this. Because of the shape, it seems to be . . . the one thing that is suggested to my mind is the kind of brick structure buildings that are on Fort Meade where you have a roof with a series of dormers set in it and its three stories, four stories high made out of brick. The other thought, I guess, is that it seems to be the kind of a . . . a fakey kind of a structure. I don't have the feeling that the dormers are limited. That they're . . . Oh, like a Rustler Restaurant has a fake western atmosphere and it has a fake frontier saloon kind of a construction. In the sense that that is fake, I get the feeling that these dormers and this roof which I've described as blue is a fake. Slate is one interpretation of the roof. Blue plastic is the other.

Seven is a very interesting ornamental tree. Something in the juniper or large family. Blue green and kind of drippy and kind of cylindrical. Its all ornamental.

Eight is a trash can. If I have to guess as to what it is.

~~SECRET~~



~~SECRET~~

Nine is a light.

Ten is the fence.

Eleven is the dumb camera. Ha ha

PAUSE

And that's all she wrote. Does the facilitator have any questions?

#14: No. I think you've done a good job of reviewing and covering everything. So, at this time. . .

#29: Would you like to ask me anything concerning any of the notes?

#14: My goodness. Um, perhaps just a few small things. Did you have a feeling for other people around? Or, was the outbounder alone?


#29: No. I didn't. I had the feeling that the outbounder was . . . that. . . All right, I had the feeling that it was a kind of a park setting . . . the one of the thoughts that impinged on the corner of my mind because of the number of different sizes and kinds of shrubs is that its maybe a . . . something on the order of a garden. I don't get the sense of it being a formal garden, but maybe a garden area. It would be the kind of a place that people would go on a sunny day, but its not a sunny day and I had the feeling that #6.5 was out there, you know, in the gray, drippy weather again. I didn't sense any interaction with people.

PAUSE


#14: Well, that should about cover it. We'll call this end of the session.

~~SECRET~~

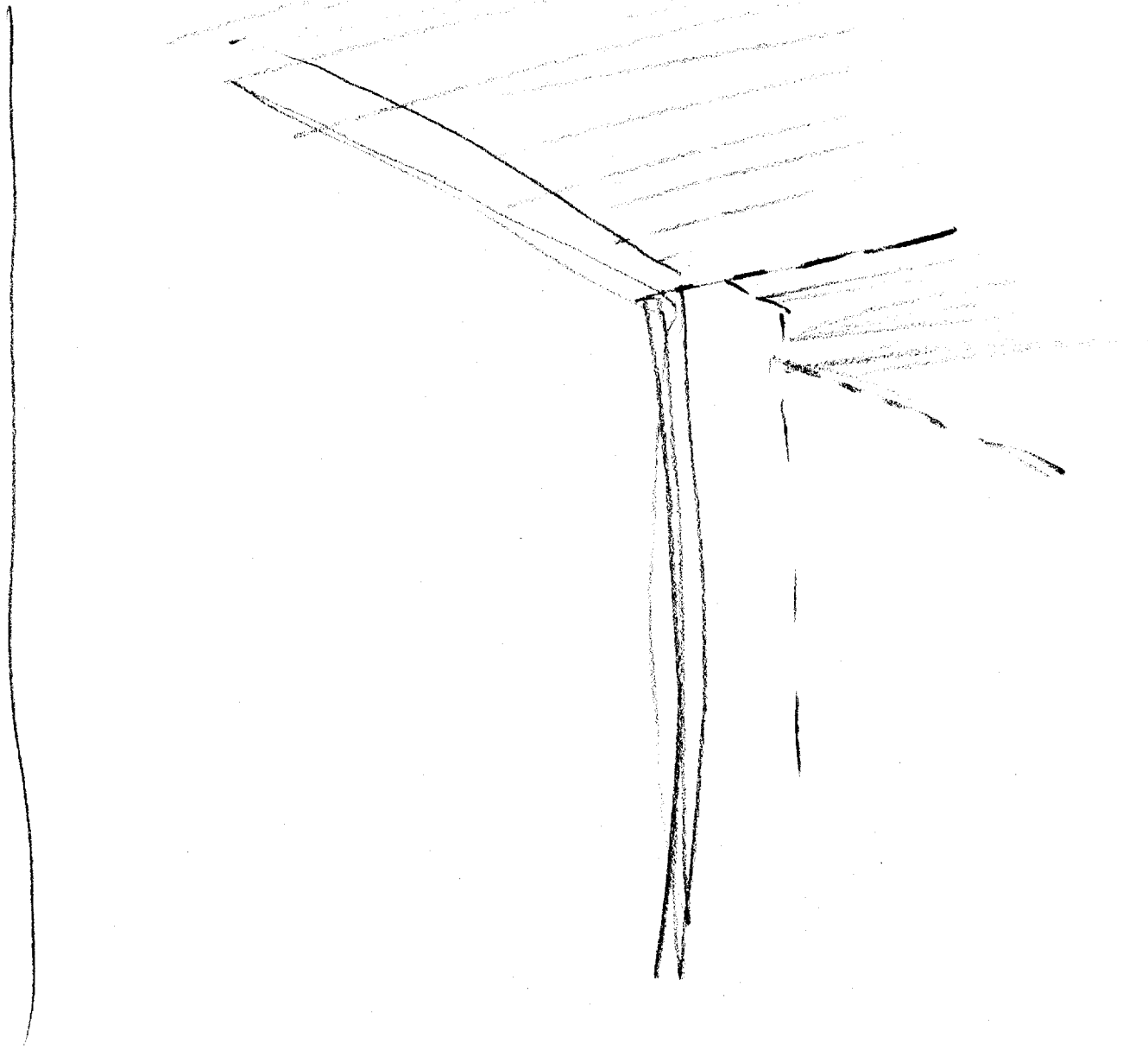
# TAB A




1A.



2




3



7  
7

4




5







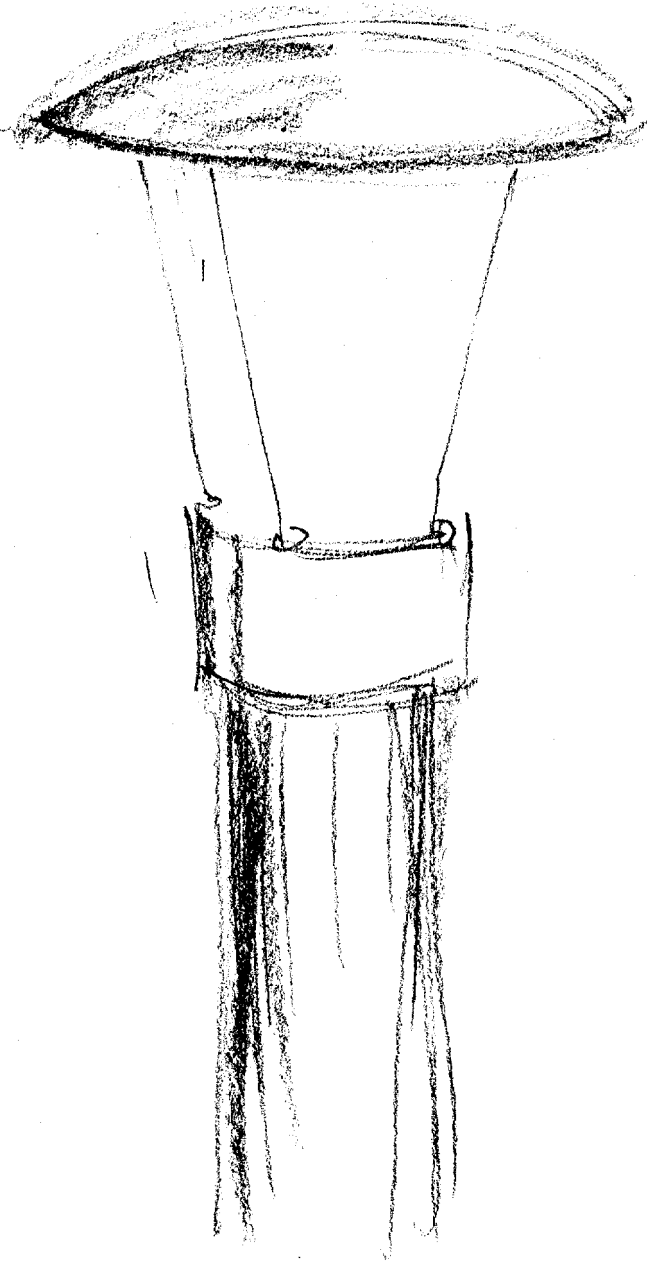




8.




9  
C




C

C

10.



11



# TAB B



