

SECRET
ORCON/NOFORN

INSCOM

GRILL FLAME

PROJECT

SESSION REPORT

CLASSIFIED BY: Director, DIA
REVIEW ON: 31 Aug 99
EXTENDED BY: Director, DIA
REASON: 2-301-C (3) (6)

SECRET

GRILL FLAME

SECRET

SUMMARY ANALYSIS

REMOTE VIEWING (RV) SESSION C 14

1. (S) This report provides documentation of a remote viewing session conducted for training purposes to enhance a remote viewer's demonstrated ability.
2. (S) Target correlation in this session cannot be determined due to insufficient target data. The remote viewer was very relaxed during this session and his attention was completely focused on the task at hand. Because the viewer was in such deep mental state, ambient room noise, which was minimal, did not disturb him.
3. (S) The protocol used for this session is detailed in the document, Grill Flame Protocol, AMSAA Applied Remote Viewing Protocol (S), undated.
4. (S) Following is a transcript of the viewer's impressions during the remote viewing session. At TAB A are drawings made by the viewer reference his impressions of the target site. At TAB B is available target data.

SECRET

SECRET

TRANSCRIPT


REMOTE VIEWING (RV) SESSION C 14

#66: This will be a remote viewing session (edited for security).

PAUSE

Its time now to focus your attention on the target for today. Today's target is designated by geographic coordinates.

SG1A



Let yourself become aware and knowing of the target for today. See the target for today.

SG1A



Focus your attention on the target for today. Relax and concentrate. Relax and concentrate. And describe the target to me.

PAUSE

#36: Over there (not audible). .

#66: Okay.

PAUSE

#36: I see a cabbage maybe. May be looking at globe.

+03 #66: Move in closer.

PAUSE

#36: Water on the East. I don't know.

#66: Just spit out what you perceive, don't make any judgments.

#36: Blue on the right.

#66: That's fine. Move in closer now.

#36: Greenish brown on the left.

PAUSE

SECRET

SECRET

Pale green, pale green. White separating it.

#66: Move in closer.

SG1A

Move in closer.

PAUSE

+06 #36: Tall, irregular shapes.

#66: Okay.

PAUSE

Tell me more.

PAUSE

#36: It looks pastoral.

#66: I didn't hear you.

#36: It looks peaceful, pastoral.

#66: Okay.

PAUSE

#36: Habitation. . people. . to the right. City.
Corregated triangle ahead and to the left.

PAUSE

+08 #66: Now look straight down and tell me what you see.

PAUSE

#36: I see. . kind of dark. River. Its hazy.

PAUSE

It looks like a river. . . far into the left, I
think. Spread out in some places. Its funny.
River at different scale. Smaller.

#66: What was the perception that made you say its
funny?

#36: River's sort of small. Short tower closer on the
. . previous scene. It looks different.

SECRET

~~SECRET~~

+10 #66: Now stand on the ground at the target, move down, stand on the ground at the target. Stand on the ground, look to the North and describe what you see.

#36: How'd you know I was looking North?

#66: Describe what you see.

PAUSE

#36: Repetitive pattern.

#66: Okay.

#36: Loop. Repetitive loops.

+12 #66: Now. Turn to the South. Turn to the South and tell me what you see. Describe the Southerly scene.

PAUSE

#36: Geometric shapes.

PAUSE

#66: Tell me about them.

PAUSE

#36: Maybe wall, maybe ceiling. Close. Aware of (not audible) and water maybe.

#66: All right.

#36: I saw something, I forgot what it was. I saw something and I wanted to talk about it. What the devil was it?

PAUSE

+13 Humph! Oh yeah. Blue, yellow and red stripes.

#66: Blue, yellow and red stripes did you say?

#36: In that order. Blue, yellow curved.

PAUSE

#66: Tell me about these stripes.

PAUSE

3 ~~SECRET~~

~~SECRET~~

- #36: I don't know. I just felt . . felt badly when I forgot them.
- #66: Okay. Now stand on the ground. . .
- #36: Seemed important.
- #66: Now that you've got it out you can forget about that now. We've got it out, we've got it written down. Let your attention focus on another area of the target. I want you to stand at the target now and look to the East. Stand at the target and look to the East and describe what you see.
- #36: Humph!

PAUSE

+15 Feel like standing on . . structure. Describe the structure to me.

PAUSE

Flat top. Wall (not audible). Massive.

PAUSE

#66: What goes on in this structure?

PAUSE

#36: I don't know. I was surprised to be standing there. Didn't even see it before.

#66: Are you alone at this structure?

PAUSE

#36: Yeah. I thought I saw some people to the East. Nothing to do with structure, just people.

PAUSE

#66: Tell me more about the structure. Tell me more about the structure. Describe it to me.

PAUSE

#36: Curving of

PAUSE

Coils of heavy wire rod.

#66: Okay.

~~SECRET~~

~~SECRET~~

PAUSE

#36: Coils held there at the ground. Not on the ground.

#66: All right. Describe their relative position to the building.

PAUSE

#36: Inside.

#66: All right.

#36: Northwest wall.

#66: All right.

PAUSE

+18 Describe your relative position now.

#36: Inside. Near ceiling.

#66: Okay.

PAUSE

Are you alone inside?

PAUSE

#36: I think so.

PAUSE

#66: What's the atmosphere inside? What does the place feel like?

#36: I'm trying to feel something (not audible). Really don't know. Big reel.

PAUSE

Evenly spaced notches on the (not audible).

PAUSE

There might be sections here. Something I recognize and manufacture (not audible) nothing.

#66: All right.

~~SECRET~~

~~SECRET~~

#36: But I see a generator.

+21 #66: All right. I want you to move back outside the building now. Back to your original position and stand on the ground. Move back outside now, stand on the ground. And this time I want you to look to your West, turn around and look to the West and describe what you see.

PAUSE

#36: Mountains in the distance.

#66: Mountains in the distance. Fine. Now focus closer. What's immediately in front of you? Describe the area immediately to your front.

#36: Gable roof building.

#66: Okay. Good. Describe it in detail.

#36: Don't see but aware of pipe or big cable going to it.

PAUSE

#66: Tell me about this pipe or big cable.

#36: I can't see it.

+23 #66: Tell me about your impressions.

#36: Its important.

#66: Okay. Where does it lead?

#36: Seems to go in building, high.

PAUSE

Could be water tower. I don't know.

#66: Okay. Now. Listen very carefully. Listen to what I tell you very carefully now. Bring your attention to focus where you're standing. Bring your attention to focus only to where you're standing. That's good now. You're standing there. Now you have looked in all four directions. North, South, East and West. You know what's at the target very clearly now. I want you to move up into the air 500 feet, look down at the target, look down at the target, see everything in its proper perspective. Remember very clearly.

PAUSE

~~SECRET~~

~~SECRET~~

Now that you've seen the target from the ground and from the air, bring your attention to focus back to this room now. Bring your attention to focus back into this room now. Recalling all your impressions, clearly, cleanly and concisely in perfect memory. Bring your attention to focus back here in the room now and we will sit up and draw that which you have seen.

PAUSE

#66: Okay, its time now to sit up and draw that which you've seen.

PAUSE

Did you have a nice trip?

#36: I think I was asleep.

#66: That's okay. You did quite well.

PAUSE

#36: Oh yeah. Okay. Right.

PAUSE

I don't know why, just had a sense of . . . it had nothing to do with the target, I don't think. I sure hope it don't. I saw all kinds of barbed wire just stretched and the sun shining on it.

#66: Okay.

#36: Wherever I was there was no shadows.

PAUSE
(DRAWING)

#36: This could have been pipe, could have been rod, could have been very heavy wire. I believe it was horizontal. Near the North wall, inside the building. I don't know how it was supported. I later had a feeling when I was over in this area, was a . . . that's what it looked like but I thought it was a generator. I don't know. Inside.

#66: Okay, is that inside the building here you've drawn in 2B?

#36: I thought it was in here.

#66: Okay, inside the building drawn at 2B is what you drew at 3A and 3B, okay.

~~SECRET~~

~~SECRET~~

#36: Um hm.

PAUSE

Outside this building over here is the gable roof.

#66: Um hm. To the left of the stream . . was it on the other side of the stream?

#36: I had the feeling it was on the other side of the stream.

#66: Okay.

#36: Its funny, because of the altitude, I thought the stream was much larger. I don't know what that is.

PAUSE

Get back to that.

PAUSE

(Not audible)

PAUSE

Humph!

I'm not sure about the position of that stream.

PAUSE

Did I see anything else? Can't remember.

PAUSE

#66: Tell me about the . . this pipe that you drew or something that you didn't see but that you felt and you felt it was important.

#36: That was a pipe or something going into this building.

#66: Okay. Is there anything then that you want to add that you think you ought to put down?

#36: No. I have no feeling whatsoever of what the heck it was.

#66: Okay.

~~SECRET~~

~~SECRET~~

#36: I remember seeing. . Oh yeah. Very early, there was something about, touch down, something about repetitive loops. (Not audible).

I don't know why, but I thought they were up in here somewhere.

#66: Repetitive loops?

#36: Yeah.

PAUSE

#66: Okay.

#36: (Not audible). Up in here somewhere. I don't know what it had . . I don't know what it was.

#66: Okay.

#36: They were really on the ground, I guess.

PAUSE

#66: Okay. Anything else.

#36: No. There should have been more but I just don't see anything there that makes any sense.

#66: Okay.

#36: That's funny. I said it was a good one. But now looking at it it doesn't make any sense at all.

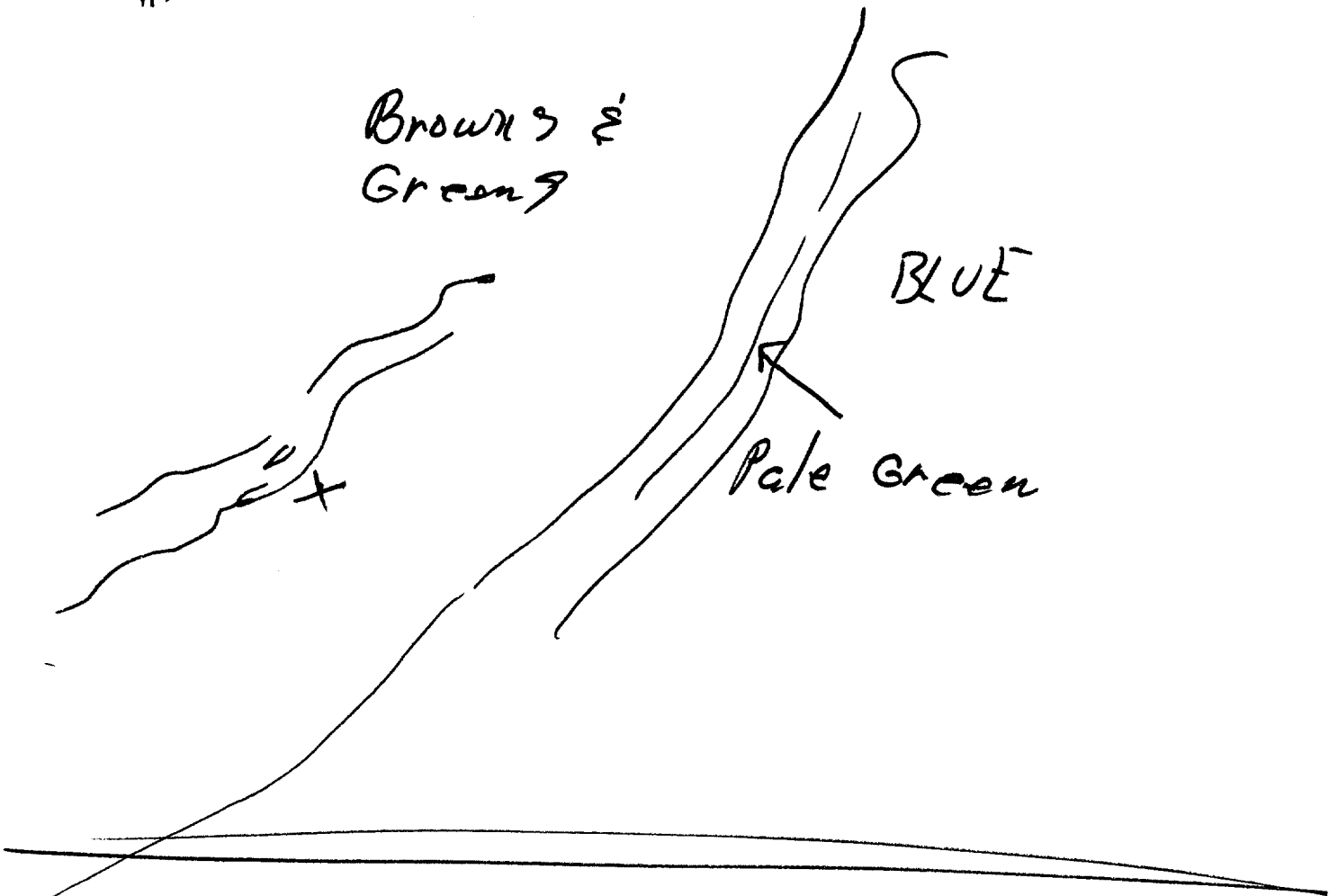
#66: Okay. That'll do it.

~~SECRET~~

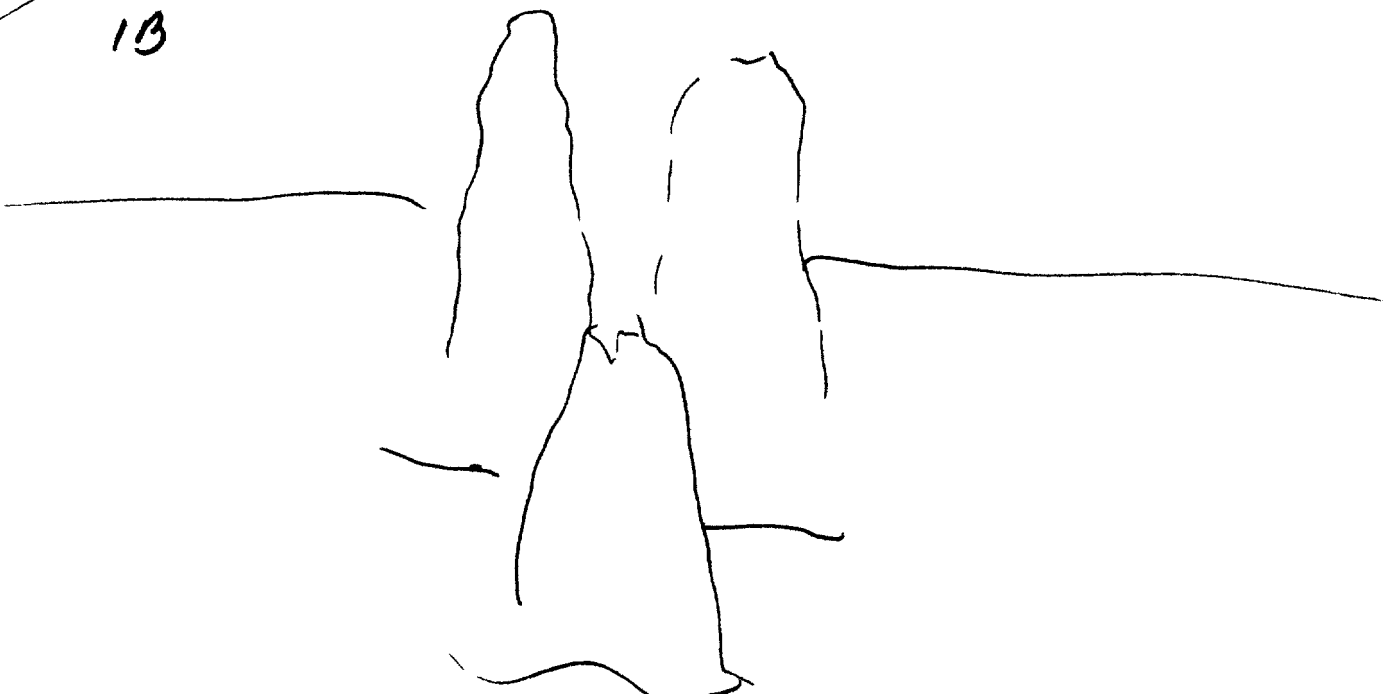
TAB A

(1)


1A



1B



2A

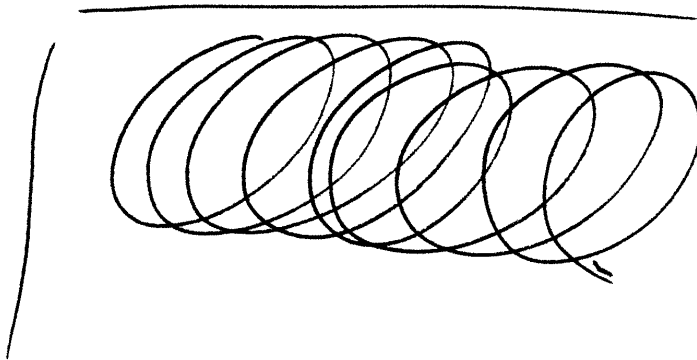


2B




3A

3



3B





TOP OF BLDG
23

TAB B

SG1A

Approved For Release 2000/08/07 : CIA-RDP96-00788R000900760001-0

Approved For Release 2000/08/07 : CIA-RDP96-00788R000900760001-0