

INSCOM

GRILL FLAME

PROJECT

SESSION REPORT

CLASSIFIED BY: Director, DIA
REVIEW ON: 30 Jun 99
EXTENDED BY: Director, DIA
REASON: 2-301-C (3) (6)

~~SECRET~~

SUMMARY ANALYSIS

REMOTE VIEWING (RV) SESSION XLIX

1. (S) This report documents a remote viewing session conducted for training purposes to enhance a remote viewer's demonstrated ability.
2. (S) The remote viewer's impressions during this session show some target correlation. The viewer appeared relaxed and well motivated but still voiced his lack of confidence in his images. Ambient room noise was minimal at times with periods of great disruption. The "beacon" individual chose to jog around the post track at the time of the session.
3. (S) The protocol used for this session was a modification of the protocol detailed in the document, Standard Remote-Viewing Protocol (Local Targets), by Harold E. Puthoff and Russell Targ, November 1978. This session's protocol was modified in that a randomly generated preselected target was not used. In lieu of a randomly generated, preselected target the "beacon" simply chose a site which, in his opinion, was unique and identifiable.
4. (S) Following is a transcript of the viewer's impressions during the remote viewing session. At TAB A are drawings made by the viewer reference his impressions of the target site. At TAB B are photographs of the target site.

~~SECRET~~

~~SECRET~~
TRANSCRIPT

REMOTE VIEWING (RV) SESSION XLIX

TIME #28: This will be a remote viewing session.
(Edited for security.)

PAUSE

#28: Its time now to relax. . . let go of your
feelings. . . environment. . Expand your
awareness. . . Send the awareness out to
#6.5. . . Relax and focus on #6.5. Your
job is to . . describe . . the area where
#6.5 is located.

PAUSE

#47.5: The first impression I get is a revolving light
pattern. It's moving in a clockwise direction.

#28: All right.

#47.5: I don't know if I'm watching something move,
but perhaps, perhaps, I'm moving or #6.5's
moving and the light pattern comes in and dark
or you know the shade and then some sunlight
(not audible). It was definitely a wave of
light - almost like a wall that I saw going
in a clockwise circle.

+03 #28: All right. Fine. That's very good.

PAUSE

+05 #28: Tell me more about the target.

PAUSE

#47.5: I have a feeling that there are trees around
him.

#28: Go on.

#47.5: Good sized trees. Its not a forest or anything,
but there's a few trees. More than several.

PAUSE

~~SECRET~~

#28: Describe your position relative to the target.
Your perspective.

PAUSE

#47.5: Well, at first, when I saw this light pattern
moving in a circle I perceived it was a circle
or a disc pattern. . and I was standing back
from it looking at it directly in front of me.
The trees I noticed were to my left. Not too
far away.

#28: You're doing very good. Tell me more of the
location, like are you up in the air, are you
on the ground?

#47.5: Yeah. At first I was ground level. Then I
seemed to move up just a little bit and I was
looking down at a circular object.

#28: Okay.

PAUSE

#47.5: And then I moved back down to ground level . .
where I perceived the trees or whatever shape
they were.

#28: That's fine.

PAUSE

+08 #28: Tell me more about the trees and their relation-
ship to this disc object.

PAUSE

#47.5: I don't know if there is any relationship; the
trees are just there.

#28: Okay. Good. Tell me more about the disc.

PAUSE

#45.7: I guess one of the biggest things it reminded
me of is one of those playground things. . .
discs. .kids ride on it and go around in circles.

PAUSE

~~SECRET~~

~~SECRET~~

+10 #28: Where you were standing, where you were, your position looking at the disc thing in front of you and to the left there were some trees. What's over to the right of the disc?

PAUSE

#47.5: I don't know. I'm not sure. Right now I just had a picture of a big tree. But it seems like when I looked over that way there was a bright . . . a bright flash, like looking at sunlight or something.

#28: Okay. Good.

PAUSE

#47.5: Its like I still see more trees. Fair sized. Appear more to be hardwood trees than pine.

+12 #28: Look down at the ground. Tell me about the ground.

PAUSE

#47.5: I'm not . . . From my present location, . . . I almost have the feeling that I'm up in the air looking at the ground.

PAUSE

I'm not sure. I can't get a clear picture of the ground.

+14 #28: Tell me what you perceive.

PAUSE

#28: Describe what you do see.

#47.5: Well, I'm getting a lot of shapes and stuff, but they're. . . They don't seem to want to hold still.

+16 #28: Use one word descriptors and tell me as fast as you can, as fast as they go by, what they are.

PAUSE

#47.5: I don't know. I seem to have lost everything now.

~~SECRET~~

~~SECRET~~

PAUSE

#28: (Not audible). Relax and work at it again. Relax and concentrate. Let's try to focus more on #6.5 and see if we can't pick up some of his feelings, some of his emotions, some of what he's doing there. . . Make the target become more clear. Just relax and concentrate. Let yourself focus through #6.5 at the target. Feel his feelings, see what he sees, tell me about the target. Tell me about what #6.5's doing. (Not audible).

PAUSE

#47.5: At one time, I had a feeling of swinging back and forth like a pendulum. Then, I lost it again. (Not audible). I wonder if #6.5 has a problem with his sinuses (not audible). Its like feeling a slight pressure every once in a while a jab of pain up the left side of my forehead.

PAUSE

#28: What goes on at this location? Put yourself back into the same position where you're looking down at the disc with the trees to your left. What goes on here?

PAUSE

#47.5: I don't know. I get the feel its some type of park, or recreation area, or . . . I feel its outdoors.

#28: Okay.

#47.5: And I feel its . . . got something to do with recreational type area. Its either a park or like I said. . . a playground or it could even be the golf course for all I know. When I said it could be the golf course, I saw the golf course with one of those flags sticking out of the hole.

PAUSE

+23 #28: What is #6.5 doing? Where is #6.5? Find #6.5.

PAUSE

⁴~~SECRET~~

~~SECRET~~

#47.5: I have an impression of looking into a hollow globe that was cut off at one end.

PAUSE

There's #6.5, but all I see is him and nothing around him.

PAUSE

#28: Ask him what he's doing.

TURN OVER TAPE

PAUSE

#28: As you hold the image of #6.5 in your mind, hold him there in your mind, simply ask the question, "What is the target? What goes on here?"

PAUSE

Tell me about your impressions (not audible) information.

PAUSE

+35 #28: What impressions do you have?

#47.5: I don't seem to be getting any at all. I'm in this (not audible) all kinds of stuff that just kept floating through. Kids splashing around in a swimming pool. Oh, just. . . lots of things and I don't think they're related.

#28: Do you want to draw some of the things that you have now? Perhaps as you draw, things will come to mind (not audible). . . .

PAUSE

Going all the way back to the beginning, the first impressions you had, draw.

Do you need any more light?

#47.5: No.

#28: Would you like a clip board or do you want to draw on that?

~~SECRET~~

~~SECRET~~

#47.5: No. I'll try this.
Do you have a felt tip over there?

#28: Um hm.

#47.5: It would be more permanent then though.

#28: Have you got a headache?

#47.5: I did there for a while.

#28: (Not audible) headache?

#47.5: Well, I don't know. It started as a pressure
up over in here, you know, in the sinus area.

#28: Um hm.

#47.5: Every once in a while I'd get a stab of pain.
I don't have it now. I don't feel the pressure
or anything.

PAUSE

How to draw waves of light.

PAUSE

#28: Okay.

#47.5: I had the feeling of this. . . this circular
shape. I'm not sure. . if that was real or
whatever, but . . I kept getting this wave of
light that was moving in a clockwise direction.
And it just kept moving like it was going in
front of me.

#28: Okay. There was something moving around this?

#47.5: I'm not sure. I just pictured a circle. I
pictured a path that this light was moving.

#28: Um hm.

#47.5: And it was a circle.

#28: Okay. A light moving around a circle.

#47.5: Clockwise.

PAUSE

~~SECRET~~

~~SECRET~~

- #28: You know, as you looked at this, you said there were trees to the left?
- #47.5: Right. And this would have been . . . fairly good sized trees and there weren't any branches until . . . I'll say from there to there. . . (not audible). . . foot and then perhaps maybe some branches started out.
- #28: Okay.
- #47.5: Perhaps even more. Diameter roughly 13 to 15 inches in diameter.
- #28: Okay, well, a tree is a tree.
- #47.5: Right. But it wasn't a huge tree and it wasn't a little tree; it was kind of. . . very nice tree and I had a feeling that there were more trees back in here.
- #28: Okay.
- #47.5: Then, I just saw some unusual shapes (not audible). Lump them all together. Seemed to be kind of a bulge type thing. Appeared to be . . .
- That's three. Four was another shape which I saw. This part being solid or dark.
- PAUSE
- What else did I say?
- I know I definitely had a hard time trying to find #6.5. And I have that problem quite often . . . to actually find the people and stand back and look at them.
- #28: Um hm.
- PAUSE
- #47.5: (Not audible). . . For the lack of anything better to say, I had kind of a feeling of motion, like a pendulum thing of motion.
- #28: Okay. You have a feeling of motion.

~~SECRET~~

~~SECRET~~

Approved For Release 2000/08/07 : CIA-RDP96-00788R000900740001-2

- #47.5: Well I also had the feeling of motion with the . . . with the circle thing too, with a light movement.
- #28: And you felt that motion was associated with this drawing Number 1 here.
- #47.5: Right.
- #28: Okay. Now. Is there something else you wanted to draw?
- #47.5: Several times and from several angles. . I saw kind of like a path, or road. . lined with what appeared to be trees or . . and this area in here was dark and it appeared . . it was kind of like canopy covered.
- #28: Um hm. All right.
- PAUSE
- Do you know where this is in relationship to the target?
- PAUSE
- #47.5: No. It was completely separate, whatever it was.
- #28: You saw this drawing Number 6 several times but it was separate from the target?
- #47.5: Yeah. If it was a part of the target it would have been off to the right - that area I couldn't see at first.
- #28: All right. Now I'd like to ask you to draw something. If you can. I'd like you to take, say drawing Number 1 here and which in listening to you appears to be your most vivid image and it was your very first one . . .
- #47.5: Right.
- #28: . . and your trees here. I'd like you to re-draw that now on a separate page in an oblique perspective such as you might see it down there.

~~SECRET~~

Approved For Release 2000/08/07 : CIA-RDP96-00788R000900740001-2

~~SECRET~~

#47.5: Would you prefer an aerial or on the oblique?

#28: Um hm. I really don't know enough about the terminology to understand. You can draw me both. An oblique perspective would kind of put it in a . . . put it in relationship to where I could judge how large this thing was in relationship to the trees being off to the side. Or an aerial you could show the trees to the left.

PAUSE

#47.5: Now I was standing about here. . . and when I started getting the light pattern. . . and then, from this perspective I looked to my left and it appeared that those were the trees over there.

#28: Okay. How. . . this area here you're looking at. . . when you're standing here looking at this thing that has the motion going around it and the trees are off to your left, how far are you at ground level or are you up in the air here. How far out does this extend or is this a . . . something facing you standing up or is it something laying down on the ground.

#47.5: It appeared to be . . . I appeared to be pretty much at normal level.

#28: Okay. Standing on the ground.

#47.5: Right. And the reason this is oval shaped, is because. . . you know, you're looking at a perspective.

#28: Yeah.

#47.5: If I were to draw the area from overhead and just in my own mind interpreting the thing, this would be a round object. "X" is where I felt I was. And over here had some trees. If I had to try to relate all this stuff together, . . .

#28: Um hm.

#47.5: . . . I don't know. I'll label these with the item numbers here. Number 2. This is 1. I would place drawing Number 6 perhaps over here and that of course is some roadway or path or whatever.

~~SECRET~~

~~SECRET~~

#28: Okay. I'd like you to try to do one thing for me. Looking at this drawing here, okay, and this idea here, I want you to spend about three or four minutes and I want you to go stand inside here. Okay? Go stand in the very middle of the oval drawing, the circle drawing here with a motion around the outside here. Go stand in the middle of it.

PAUSE

#47.5: Well, it may be just overlay or something, but I have the feeling of movement. That this circle has indeed movement.

#28: Okay, there's movement associated with this circle.

#47.5: Clockwise. Its still clockwise. Going in a clockwise direction. And when I stood in the circle again, I started getting this pressure up here. In my head.

#28: Okay. One more time, now, do you have anything, if you stand here and look at this, trees are over here on the side, do you associate anything beyond this shape or to the left of the shape.

#47.5: Well, that's odd, here's the shape here. I had a few more pyramid shapes that flashed by but I kept seeing this shape, pyramid or pendulum type, but it did seem to have movement to it. That would have been beyond, a little bit to the right; the trees were off to the left. I thought at one time I may have had an aerial. There might have been a road over here.

#28: Okay, you are here, the trees on the left, a road there. Okay. Anything else you want to add?

#47.5: No.

#28: Okay. Fine.

#47.5: I do not feel very confident about this.

#28: You're not confident about this?

#47.5: No.

~~SECRET~~

~~SECRET~~

- #28: Okay.
- #47.5: Or whatever it was. Tunnel? And I had a feeling Five was over here.
- #28: Okay. Now. Is there anything else that you want to say about this except that it doesn't make any sense.
- #47.5: Um hm. I mean I could take a wild guess and say, "Boy, that sure looks like a playground" but every time I take a wild guess at something it turns out wrong.
- #28: Okay. Well, do you feel that the playground word is an analysis of what. . . things that you got.
- #47.5: Possible.
- #28: As opposed to the imagery.
- #47.5: Oh, there was one other item also.
- #28: Um hm.
- #47.5: I remember . . . this was also a very clear thing. . . the hollow globe that I saw. This will be Page 3. Make this Page 4. This area here was dark and I'm drawing it in perspective as I saw it.
- #28: Um hm.
- #47.5: Not the best representation. But that piece was cut off and it appeared to be hollow.
- #28: So it was a globe with a chunk of it cut off so you could look inside and it was hollow.
- #47.5: Yeah. Kind of. It was odd. I had the feeling that it was hollow and that it was dark right there.
- #28: What is that to you? Can (not audible) . . .?
- #47.5: No.
- #28: Okay.
- #47.5: I want to number that (not audible).

~~SECRET~~

~~SECRET~~

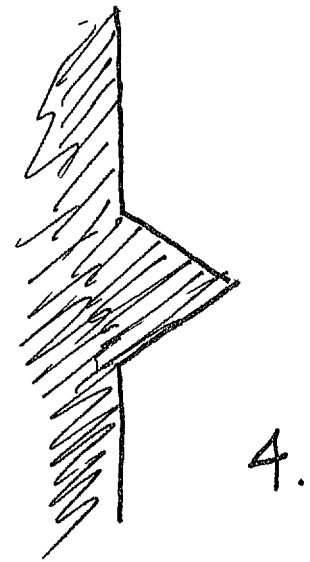
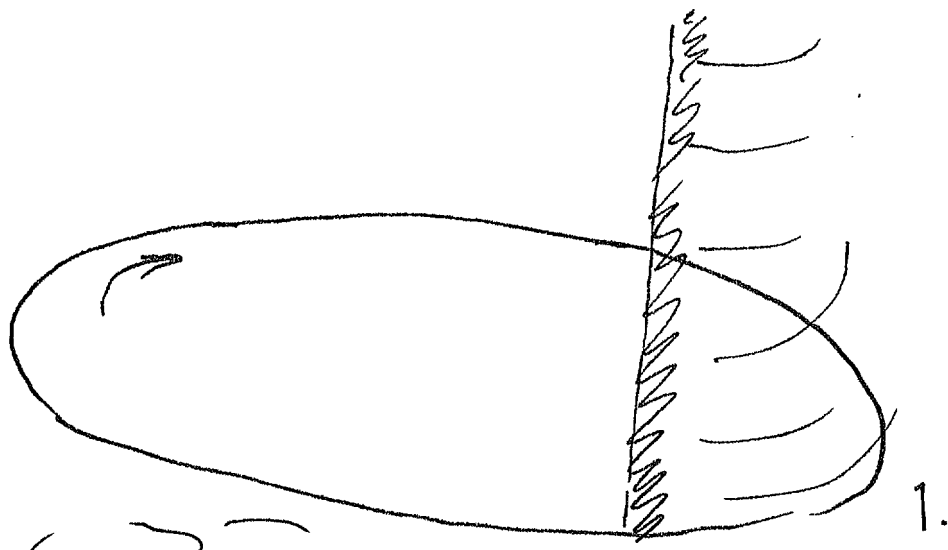
Approved For Release 2000/05/07 : CIA-RDP96-00788R000900740001-2

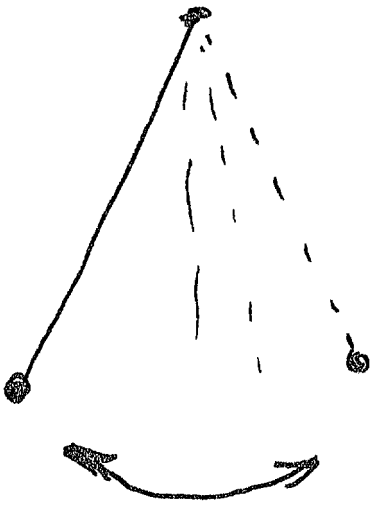
- #28: Can you tell me why?
- #47.5: It just seemed like I was getting a lot of vague garbage. I was having trouble, you know, trying to clear my mind.
- #28: Okay. What do you suppose is the root of that trouble?
- #47.5: Oh, I don't know. The noise level was pretty good in here at one time. Another problem was a big problem I had was to try to quit guessing where #6.5 might go and just take what comes. That was the most difficult problem.
- #28: You found yourself trying to second guess where he might go?
- #47.5: Right. And there was just, I felt, that there was just a lot of overlay in there, analytical type stuff.
- #28: Okay. Well, we'll see.

~~SECRET~~

Approved For Release 2000/05/07 : CIA-RDP96-00788R000900740001-2

TAB A









5.




6.

Page 3





Page 4



TAB B

