

~~SECRET~~

Approved For Release 2003/09/14 : CIA-RDP96-00788R000900500001-8
ORCON/NOFORN

INSCOM

GRILL FLAME

PROJECT

SESSION REPORT

CLASSIFIED BY: Director, DIA
REVIEW ON: 31 Jul 99
EXTENDED BY: Director, DIA
REASON: 2-301-C (3) (6)

GRILL FLAME

~~SECRET~~

Approved For Release 2003/09/14 : CIA-RDP96-00788R000900500001-8

~~SECRET~~

SUMMARY ANALYSIS

REMOTE VIEWING (RV) SESSION C 4

1. (S) This report provides documentation of a remote viewing session conducted for training purposes to enhance a remote viewer's demonstrated ability.
2. (S) This was a most interesting session. The remote viewer appeared to be asleep during the first twenty minutes of this session. After twenty minutes, the interviewer read the coordinates aloud, but very softly to the viewer again. At this time the viewer seemed to awaken, picked up the sealed target envelope and immediately began to describe the target location. The target selected for this session was the Gateway Arch, located on the Mississippi River in St. Louis, Missouri. The remote viewer's impressions during this session correlate very well with the target location (see TAB B). The viewer's strongest and most recurring impression was that of a horse shoe shape and he described it as being an opening in the target, an entrance or the mouth of the target. The arch is also known as "the Gateway to the West". The viewer also had a strong sensation of cold, black water. What better way to describe the "muddy Mississippi."
3. (S) The protocol used for this session is detailed in the document, Grill Flame Protocol, AMSAA Applied Remote Viewing Protocol (S), undated.
4. (S) Following is a transcript of the viewer's impressions during the remote viewing session. At TAB A are drawings made by the viewer reference his impressions of the target site. At TAB B is a map and description of the target site.
5. (S) This session was conducted simultaneously with Session C5 which had the same target.

~~SECRET~~

~~SECRET~~

TRANSCRIPT

REMOTE VIEWING (RV) SESSION C 4

#14: This will be a remote viewing session (edited for security).

PAUSE

All right #1, the time is now 1445 hours and the coordinates of this target are:

38 degrees, 37 minutes, 20 seconds, North
90 degrees, 12 minutes, 0 seconds, West

PAUSE

Go to that location and tell me what you see.

PAUSE

#14: Describe the impressions of the target.

PAUSE

+20 The coordinates again are:

38 degrees, 37 minutes, 20 seconds, North
90 degrees, 12 minutes, 0 seconds, West

PAUSE

+23 I see. . I get a very old feeling for some reason.

PAUSE

Very distant feeling.

PAUSE

+24 I see like a . . kind of a platform.

PAUSE

Like a . . for some reason I think this is a . . . natural type platform. I don't feel like this is man made. This is more like a natural platform.

PAUSE

~~SECRET~~

~~SECRET~~

+25 I sense like a horse shoe shape. . . object.

PAUSE

#14: How does this horse shoe shaped object relate to the target area?

#1: Its . . Its like a . . its a cover of a . . Its . . Its inner, long. . I don't know what I mean by that. Its like . . its like a . . opening in the target. Like the entrance to a target. Like . . the mouth of the target -- this horse shoe shape.

PAUSE

+26 I sense a lot fo wind. Lot of wind and . . white rock, stone.

PAUSE

Something like stone shelves or cliffs or . . the edge of a stone wall, or, not a man made wall, more of a natural nature type wall, cliff wall. Cold water. Strong sensation of cold water. Black. Black water.

#14: Project yourself above the target area. Stand back and try to get all these things in perspective.

PAUSE

+29 #1: Its like looking at the edge of a piece of land. Black back drop.

PAUSE

I wonder. . Trying to relate the horse shoe shape. Its. . Its like I'm looking at . . like a . . some kind of a covered object - tube or tunnel or covering, something . . that you can go into at the target but its. . its covered.

PAUSE

+30 Very strange effect in this target object. Its hard to express what it really is.

PAUSE

~~SECRET~~

~~SECRET~~

Its like the edge of . . the edge of something but its water. . . but that doesn't make any sense. There's no edge to water but that's the feeling I have. Sensation I get.

PAUSE

+31 Maybe its covered with water. The target's covered with water. This seems to be an accurate description (not audible). The target's wet. Its either covered with water or there's a lot of water on it. Its wet. Its wet all over.

PAUSE

+32 I don't know what it is, but I think the most significant thing about this target is something silver colored. Its like a . . a specific point on this target. Its silver. Its multi-faceted and its got many sides to it. I see reflecting silver. A lot of reflecting silver.

PAUSE

+33 That's really all I can see. That doesn't sound like much, but . . .

PAUSE

Unique experience this time.

#14: Do you get a feeling of being alone or are there . .

#1: Very much so. I'm the only one there. I don't . . I've a real unique experience with this session. I don't remember starting it.

PAUSE

#14: Would you like to try to go back to your first impression. You described a very old feeling. Very distant.

PAUSE

+34 #1: What I've said so far is the target.

#14: That's okay.

#1: I'm just really trying not to clutter it with anything. I'm seeing all kinds of clutter and crap - its not the target though. What I sense so far is the target.

~~SECRET~~

~~SECRET~~

PAUSE

I'm trying to see a pattern to the silver but I can't. I can't see it. Its like. . Its like taking a piece of tin foil and crumpling it and then trying to smooth it out again. If I could describe that pattern, that's the way it would look. Lots of reflections.

PAUSE

+40 #1: Its on the outline or the edge of the . . edge of the land, but its wet.

PAUSE

That's all I get. I don't remember starting the session either.

#14: Okay. I wouldn't worry about it.

#1: Remember when you asked me (not audible).

PAUSE

+41 #14: Would you like to draw a little bit?

#1: Draw.

PAUSE

Page 1 - I'm going to draw this outline. Its got to be a unique shape. (Not audible) and rounds off.

PAUSE

This is like an outline like this for some reason. I get the impression that it . . its the form of something. From the side I get the impression that its. . kind of like this. Like its . . I don't know. This is the side view.

PAUSE

Top view. I don't have any idea what it is.

PAUSE

But I get a tremendous sense of dark, wet. . and a kind of . . the outline kind of goes and comes. Page 1.

~~SECRET~~

~~SECRET~~

The horse shoe shape now is real . . I get three or four different varieties and views of a horse shoe shape. Except I can't . . . make up my mind what it is. Its like looking angularly from the top down. Its sort of like a . . like looking at the end of a . . I don't know, an opening or something. Put this on Page 2. Where I put this arrow its like an opening. And I can't quite figure if that's an opening in a structure, or an opening in a . . like a tunnel or a . . the shape of a cover or what it is, but . . I get the feeling like I can't . . If I . . Damn!

This is sort of like its the opening or the . . I gotta keep saying opening when I say the horse shoe shape or something. I'll leave it at that. There's like a feeling like there's more like it goes into something and there's more of it than that although I can't see it. It becomes part of the target and I can't see it for some reason.

#14: Did you see anything behind the opening?

#1: No. I can't. And that's what bothers me. Its like it goes. . Its like if you were standing outside describing the outline of the entrance to a cave, and you knew that that outline persisted going into the cave, and you could only say that that outline went into something. That's a very rough. . very rough comparison type thing. I saw what looked. . I'll put this on the same page, Page 2 and separate it with a dotted line. What looked to me to be some kind of a platform type object. It had what I think was probably six sides. I don't know if it has six sides or not but. . . sort of went down to a (not audible) black area. (Not audible) and this was very flat.

PAUSE

Also on Page 2 separated by dotted lines.

PAUSE

I can't . . I can't draw this other thing, but this silver. . this silver reflection was like I said like taking a tremendous sheet of tin foil and cumpling it up. You know, not into a tight ball but kind of just rumpling it up a bit and then roughly smoothing it back out so that there was many reflective sides. I get the impression of white light and reflected sides were silver

~~SECRET~~

~~SECRET~~

for some reason. You know, I feel that that's significant to the target.

I also feel that its a lot of water there. I mean a lot. And its cold water. I see this . . pattern. I'm trying to view it from the side because I don't seem to be getting much from looking at the top. But I see a . . No, I don't see it either.

Let's say I sense . . sense a sign wave pattern, like a rolling pattern . . from the side.

TURN OVER TAPE

+44 #1: Well, there's only one other thing I can add. . that I sense. And I don't know exactly what word to use to describe it. But, for the lack of a better word, we'll call it debris. I feel like there's discarded man made material here of varied assundried descriptions. Its discarded. Its . . material long since not used that sort of collects for some reason. Three major elements that I sense is, as far as the discarded material is glass, wood and metal. Light metal. Light in color metal. I don't know what that is. I really feel strongly about the word debris for some reason.

PAUSE

That's it!



#14: Okay, its now 1530 hours and we'll call it the end of session.

~~SECRET~~

TAB A

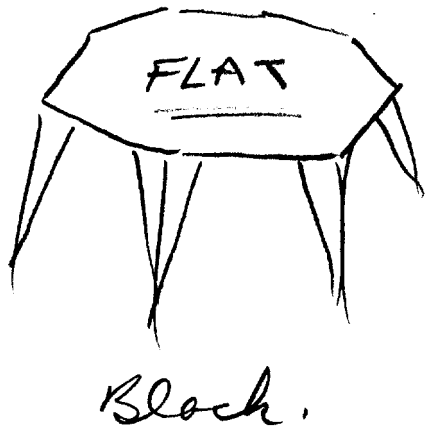


①

TOP VIEW.



SIDE VIEW

DARK, WET.



Cold Water - Rolling waves (very deep)

Rock shelves

Bright light

Little people

Rough Stone - Stone - Rock

pre-session impressions

25 July 1979

TAB B

SG1A

Approved For Release 2003/09/11 : CIA-RDP96-00788R000900500001-8

Approved For Release 2003/09/11 : CIA-RDP96-00788R000900500001-8