

~~SECRET~~
ORCON/NOFORN

INSCOM

GRILL FLAME

PROJECT

SESSION REPORT

CLASSIFIED BY: Director, DIA
REVIEW ON: 30 Apr 99
EXTENDED BY: Director, DIA
REASON: 2-301-C (3) (6)

GRILL FLAME

~~SECRET~~

~~SECRET~~

SUMMARY ANALYSIS

REMOTE VIEWING (RV) SESSION XXXIII

1. (S) This report provides documentation of a remote viewing session conducted for the purpose of orienting a remote viewer to an applied remote viewing protocol.
2. (S) The remote viewer's impressions show no definitive correlation with the target. The remote viewer himself felt that this was a poor session. He was not confident at all that his images were valid. The remote viewer was unable to relax and concentrate. He was continually distracted by ambient room noise and the mechanical sounds of the tape recorder. The target in this case was a dental office and the "beacon" was having his wisdom tooth pulled at the time of the session.
3. (S) The protocol used for this session is detailed in the document, Grill Flame Protocol, AMSAA Applied Remote Viewing Protocol (S), undated.
4. (S) Following is a transcript of the remote viewer's impressions of the target. At TAB A are drawings made by the remote viewer reference his target impressions. At TAB B is a post-session interview. No photographs of the target are provided.

~~SECRET~~

~~SECRET~~

TRANSCRIPT

REMOTE VIEWING (RV) SESSION XXXIII

TIME

#7.5: This will be a remote viewing session. (Edited for security.)

PAUSE

#7.5: #8.5, your beacon today is #33. It will be your task to reach out to that point in space where #33 is located right now. Describe the events of that point in space where #33 is located right now.

PAUSE

#33 is at the target. . . and is observing the area. . . interacting with the target. Focus yourself on #33. Think only of #33 and describe his location as of right now.

PAUSE

#8.5: We need a new tape recorder. That one's clicking.

#7.5: Its on order.

PAUSE

#7.5: Just relax and concentrate. Focus your attention away from this room. Focus your attention on #33. Focus your attention on where #33 is located. You care nothing about what's going on in this room.

PAUSE

Simply focus your attention on #33 and describe. Describe the target area.

#8.5: I don't have a. . . All I've got is black and white. And I don't mean there are shades of gray. I mean black and white patterns.

PAUSE

~~SECRET~~

~~SECRET~~

#7.5: Let a picture of #33 form in your mind. Imagine the space in your mind. Simply ask yourself about the area in which he is located.

PAUSE

+05 #8.5: I don't understand it. Let me look at it a minute here. I've seen . . . examples of this. . . three different examples of this diminishing . . . the size of a . . . I saw a , what appeared to be a black tube that got smaller and smaller and smaller as it went away from me. As though. . the . . sides were going towards the . . the vanishing point's on the horizon. And then I felt I was looking down a long corridor that was getting smaller and smaller and smaller. Towards the other end. Pointing in the same direction as the tube.

PAUSE

Just for a moment with the corridor shape. . long, long room or corridor. I felt that there was something near the. . . there was something different to my upper left. . the ceiling is above me, then this is at the. . . the upper left corner between the ceiling and the wall. There is a projection that extends the whole way. All the way down. I don't really know that its a hallway. I don't see anyone or anything. . . to establish size; it could be. . the whole thing could be . .

#7.5: Stop analyzing.

#8.5: I just see the shape; I don't know about size.

PAUSE

Its nice to talk, you don't have to think.

PAUSE

I don't see any of this.

#7.5: Let a picture of #33 form in your mind and tell me where he's located.

PAUSE

~~SECRET~~

+08 #8.5: Okay, I'll be with you in a minute.

PAUSE

+10 I . . a . . this is the third or fourth time I've seen this. I still don't understand it. It appears to be a radiating pattern from, I think, overhead. I only mention it because I've seen it several times in different forms again. A radiating pattern from overhead. I . . .

#7.5: Do not try to figure out what it is. Simply describe it as best you can.

PAUSE

#8.5: It appears, I . . . I . . . I . . you know, I can't figure out what it is. I keep seeing what I feel is . . mechanical. . . and I think electronic, electrical devices. More electronic. I see connections that are electronic. Right now, I'm looking at some connections that . . . appear to be made with screw connection but I . . Yeah, that's printed circuits. Now, the right brain comes in. #33 doesn't have anything to do with it. Such things. Left brain. Left brain.

PAUSE

Aha! That's . . . that was very interesting.

#7.5: Describe it to me.

+12 #8.5: I saw a pentagon shape from, and again, I'm . . its overhead, upside down.

#7.5: You saw a . . ?

#8.5: Pentagon shape.

#7.5: Pentagon, um hm.

#8.5: Yeah. I had just a fleeting, fleeting feeling that I saw. . . the thing took on a building shape but its upside down; its upside down. I think it was.

~~SECRET~~

#7.5: Okay, #8.5, listen to me very carefully now. Just relax and listen to me very carefully. You are giving me very good descriptions. You seem to be fixed in one position (not audible) things.

That may be very relevant. I'm interested in learning a little bit more about the target from another perspective.

#8.5: What perspective do you want?

#7.5: Go up to where those things were that you were looking at and look down. Not a long ways away just to where those things were and look down.

PAUSE

#8.5: A moment ago, the . . the feeling or awareness visual perception of electronics was very clear, colors, everything.

PAUSE

I, was aggravated there, I saw. . . I saw . . . A Specialist badge and I saw a uniform on the sleeve. . . That's not what I'm looking for.

PAUSE

#7.5: Can you see #33 in this location your're describing?

#8.5: I'm looking for old #33 and I. . . have an awareness of him but I can't see him.

#7.5: Okay, that's fine. You're aware that is the target. You feel him there. That's fine. That's just fine. Are you inside or outside?

#8.5: I really don't know.

PAUSE

#8.5: I, you know, things are going by that I don't understand.

~~SECRET~~

~~SECRET~~

- #7.5: You don't need to understand them, you just have to describe them.
- +16 #8.5: Okay, I'm seeing a . . . right now, a spool like device. It has . . . what appeared to be round rolled between the end. There's something coming out from it. Or going on. . . I don't know how big it is but the edges appear to be Bakelite. Brown Bakelite.
- #7.5: That's very good.
- #8.5: Ah, but #33 don't belong with (not audible).
- #7.5: Don't you decide what he belongs. Simply report what you see. You're doing very well. Simply report what you see.

PAUSE

- #8.5: I think I saw the end of that spool and I . . . there was a . . . blue ring. What appeared to be maybe some writing on the end. I can't make it out.
- #7.5: Okay.
- #8.5: I'd like to back off and see the scene; see where he is.
- #7.5: Yes. That's what I was going to suggest. Just relax and back off. In your mind, tell yourself you're going to see the scene but watch for those flashes of images and report them.

PAUSE

- #7.5: Say to yourself I want to see the scene; the total picture. Report the images that flash.

PAUSE

- #8.5: I wish the siren would stop. (Emergency vehicle outside.)

PAUSE

- #7.5: Use this time to relax while it passes. Use this time to relax.

PAUSE

~~SECRET~~

~~SECRET~~

#7.5: Just relax. Now as the siren fades into the distance, let the target form in your mind.

PAUSE

#8.5: Okay. I felt for just a moment I was in a tent. Oh brother! . . . And, yeah, logic says it. . . it really looked like it was olive drab to me. I'm having trouble separating truth from fiction.

PAUSE

Oh yeah. I'm at. . I feel, I'm seeing the top of, on the outside, top of some olive drab tents. I see a fly stretched up there to the left. A tarp up off the ground. I see a metal bowl. But that's logical. Metal bowl.

PAUSE

+20 #7.5: Seek out the feeling of #33 around you. Seek out that feeling and tell me are you inside or outside?

PAUSE

#8.5: A minute ago, I thought I was in a tent. And instantly, I felt I was outside looking at them.

PAUSE

I've been looking at all kinds of equipment.

#7.5: Describe it to me.

+21 #8.5: It seems to be a small portion of it. Looking so close, I can't. . . I thought I . . . was just fleetingly, I saw a weapon, a weapon of some kind. It looked like a . . . maybe a machine gun barrel. It had something around it to keep it from burning you. I saw vent holes. I guess that's what you call it.

PAUSE

Like on the old machine guns.

~~SECRET~~

~~SECRET~~

#7.5: Okay, now, you're describing shapes and figures of a piece of equipment, don't try to make it into a weapon.

#8.5: Yeah. Okay. Ah. Yeah. I'm probably trying to make it into a weapon. I saw a bell shape opening on the end of that thing. Like on some of the old AA guns of World War II. That shape.

PAUSE

#7.5: Go back to some of your first impressions. Let them form in your mind. And some of your very first impressions.

#8.5: Point of interest: Before we started, and I think its because you used the word in the other room, I saw a long, a long bridge. The bridge was, from where I was looking at it, was facing . . . was going away. . . roughly southeast. That was just before we started. It was a through bridge.

#7.5: Okay, let's go back to after we started and after I told you who your target was and you began to have some images. Don't want to wander too far afield of what we have there.

PAUSE

+24 #8.5: I . . . I'm getting flickering images of the . . . looks like a capital type of building. And I'm seeing it from, very rapidly, from different angles. . . .

PAUSE

#8.5: I must have wandered off somewhere; I'm seeing arches. Supported by column structures. . . Elegant looking. And they are. . they are. . appear to be laid out in a circular form. Circular pattern.

#7.5: Okay.

#8.5: This has nothing to do with what I was looking at a while ago.

~~SECRET~~

~~SECRET~~

#7.5: Okay. That's what I want you to do. I want you . . . we've had some problems before with you in wandering off and looking at different targets and not holding onto the one you got first.

#8.5: You want me back where I was, right?

#7.5: Go back where you were. You, if I remember right, you were looking up at things.

#8.5: Yeah. That's causing some trouble. I don't understand that. Don't see how I could be looking at something that was overwhelming feeling of size . . . its a feeling. . its. . big. . .

PAUSE

+26 #8.5: I'm going to start over.

PAUSE

#8.5: I see, what looks like coils of concertina wire.

PAUSE

I get the feeling of a tent again. Tent. Draped. . . Structure. Top of a tent.

#7.5: Is this draped cloth, or do you see it as being a tent, period?

#8.5: A moment ago, it looked like a tent. It looks like draped cloth now from the support position. Right now, it looks like its draped predominantly in four directions. Looks like towards four opposite corners. I think I'm building that.

#7.5: Okay. Describe to me what this is draped on.

#8.5: That don't make any sense either. There is just, for a minute the . . kind of support like pole like. . in the center but it was fancy and towards the corners I started. . there was a ball in each corner. And I feel that's fantasy.

#7.5: Um hm.

PAUSE

#7.5: Where are these objects? These overhead objects?

PAUSE

~~SECRET~~

~~SECRET~~

Approved For Release 2000/08/07 : CIA-RDP96-00788R000900290001-2

#8.5: They're not in this one.

PAUSE

#8.5: I'm seeing circuitry again.

PAUSE

I want to back off and look at a scene. See a scene that I could walk up to and then see details. I keep looking at details first and I don't know where I am.

TURN OVER TAPE

#7.5: You described the (not audible) equipment. Tell me. . .

#8.5: Okay, on the equipment, I felt. . I felt it was quite large and I felt I was looking inside of things.

#7.5: That's fine. Where is this equipment located?

#8.5: I didn't see this. That's what I want to do is look and see where I was but I have the feeling that it was on the north. . . northeast side of a structure of some kind. It was just a feeling I don't know why. I look back and I recognize it now. And when I say side, I must have felt I was outside also.

PAUSE

I. . I keep. . I guess I feel that he's outside.

#7.5: Why do you feel that he's outside?

+34 #8.5: Well, I can't see it. I looked up and things were blank. I get through it visually, but my arms feel warm. I feel very casual.

PAUSE

I just saw something that looked like a face guard of a football helmet.

#7.5: Very good.

PAUSE

9

~~SECRET~~

Approved For Release 2000/08/07 : CIA-RDP96-00788R000900290001-2

~~SECRET~~

#7.5: Are you seeing what #33 is seeing?

PAUSE

#8.5: I don't think #33's looking; he's talking. But I think I'm looking into something here. Ha ha. I felt I was looking to a . . big. . open-end of a big tube. Its dark in there.

#7.5: What makes you think that's logic.

#8.5: I have a feeling he's over to my left. . . with his left hand in his pocket, talking to somebody who knows all about this, but they are not talking about it. I can't get down there where I need to get to look at this.

PAUSE

#7.5: Is there any furniture in this location?

PAUSE

#8.5: I don't see any.

PAUSE

#8.5: I don't think this is doing any good, #7.5. I keep seeing things I don't understand. They don't tie to anything.

#7.5: That's okay. But you don't have to tell me what they are. They don't have to make sense at all.

#8.5: I see things happening that. . . I think I recognize. You said, see the furniture and then true to suggestion, off to my left, I saw an oval table with what appeared to be the old bit hickory, well the bit wood type of backs on them. I haven't seen them for years. I think pure suggestion, I saw these around the table. . . There was an overall color of glow of. . yellowish orange, festive. I think its purely suggestion I received from . . .

#7.5: Okay. Do you think you're. . when you focus on the equipment, on things you were looking up at, the cloth drapes, draping, do you think their at the target?

10

~~SECRET~~

~~SECRET~~

#8.5: Yes. Right now I'm looking at. . Huh! Well, well, well. I wonder. I'm looking at what appears to be an old raid engine, aircraft engine, I suspect. But the blame thing is laying. . with what. . appears to be its backside parallel to the floor surface, shaft pointing up.

PAUSE

#7.5: Do you feel you are at the target?

PAUSE

#8.5: Yes. But. . . I'm so close to now, conscious that I can't help it. I'm analyzing like crazy. I try to throw all that out and I think I'm throwing out part of the good stuff.

PAUSE

Because. . what I. . what I'm seeing or what I'm telling myself I'm seeing. . . is a . . is a museum. Or at least a show. . . I thought I saw the big missile of . . . the big missile that's in the museum downtown - the new museum with the air show.

#7.5: Okay. Do you think you're looking around it many different things, do you find yourself wondering what the target it?

#8.5: Yes. I think I'm trying to make it make sense to me. A while ago, I tired my best to be in the Pentagon because I kept seeing pentagon shapes. I just can't do it. Can't get in there.

#7.5: That's again. . .

#8.5: I thought it was symbolic, I tried to get in there and it just didn't work. I keep seeing equipment. I can't see a building.

PAUSE

#8.5: I saw tent like structures. I had the feeling that #33 had his right foot up on something. Talking again.

PAUSE

I don't feel good about this.

~~SECRET~~

~~SECRET~~

#7.5: Okay. You don't appear to be as relaxed and in control as you have in the past.

#8.5: I'm aware of all kinds of sounds around me, particularly that tic, tic, tic, tic of that tape recorder.

#7.5: Um hm. All the noise, the band playing outside and sirens and everything.

Why don't we sit up and draw some of the things that you did have now. Some of the things you can remember.

#8.5: Okay.

PAUSE

(DRAWING)

#8.5: I wish I hadn't had a bad one like this just before going to the Coast. Oh well.

#7.5: There's no where to go but up, right? Its better to go up than (not audible). . .

#8.5: Yeah.

#7.5: See if you can't draw me some of the things that you. . .

#8.5: Yes #7.5. Just before you. . . turn loose the leash there, I was seeing a . . .

#7.5: Okay now, before I gave you. . .

#8.5: Yeah, before, you don't want any of that.

#7.5: Before your target you didn't have any point of reference.

#8.5: Okay. I still saw a bridge. Facing. . away from me to the southeast. After that I saw what I thought was a tubular shape diminishing away from me. I . . .

PAUSE

~~SECRET~~

~~SECRET~~

#8.5: I . . I thought there was doors or something, something along the sides. Logic tells me there was a door there, but I . . . There was something there. There was one other diminishing thing. Before that. I forget what it was. I felt I was . . . about here.

I kept seeing shapes overhead radiating. Sometimes they would, it would. . would. . come down in the center as though it was lower in the center. I then saw. . pentagon. I had to draw that from over. . underneath. Pentagon shape and believe had the 3D dimensions to it.

#7.5: You say you saw this from underneath?

#8.5: Well, I felt I was underneath. I'm not drawing pentagon here because I can't even visualize what the heck it looked like from underneath, in 3D. How many sides have I got here. One, two, three, four. . Hmmm. I don't know. I saw the rigging and patterns again. Then this thing changed to. . Why can't I draw this right side up?

#7.5: Draw it just the way you saw it.

#8.5: Well, I'll do that. It. . It . . got some. . round patterns coming off the edge of it. Okay, its right up from the bottom, yeah.

PAUSE

That drawing is not right. But I was looking at it from underneath.

#7.5: Was #33 looking at that?

#8.5: I don't know. I just had an awareness of this thing. I wasn't thinking about #33 at that time. I don't believe. Maybe I ought to concentrate on thinking about the target, of the. . I toyed with that thing, tried to get in, tried to get above it and tried to make it look down. I couldn't. Its above me.

#7.5: Okay.

PAUSE

~~SECRET~~

~~SECRET~~

- #8.5: How do you draw the inside of a tent? I saw a Hmm. . . I don't know. I felt I was inside looking up. I could see the seams of the tent. I could see the fabric stretched. I could not see a support behind me.
- #7.5: Why do you call it a tent?
- #8.5: It was olive drab and it was fabric. It appeared to be fabric. It had draped patterns in it.
- #7.5: How close up to your face was it when you saw it?
- #8.5: I had the feeling about seven feet. I had that . . . had the feeling that when I came outside to look and see if it was a tent and I saw not the whole thing but draped pattern. I think that's right.
- #7.5: Okay. Well, kind of in your head when you're inside looking at the drape cloth, you called it a tent, it looked like a tent to you, and then you came outside looking for a tent.
- #8.5: And I saw what looked like a patch board with a . . . wires coming out of it. And they kind of come together in a bundle. There was a whole batch of them. They had I think screw type heads holding these. I saw the crazy there's many of these things coming into a bundle.

PAUSE

I saw what I interpreted to be printed circuits. Do I have to draw that? That don't. . that's weird. Silver patterns.

- #7.5: What about this metal bowl you saw?
- #8.5: Hmm? Metal what?
- #7.5: You said you saw a shiney metal bowl?
- #8.5: I did? A shiney metal bowl?
- #7.5: Um hm.
- #8.5: I don't remember that.
- #7.5: You were looking at the tents and so forth and so on and you said, I see a shiney metal bowl.

~~SECRET~~

~~SECRET~~

#8.5: Ball.

#7.5: Ball?

#8.5: No, ball. I said it made no sense at the corners.

#7.5: Is that what it was is balls?

#8.5: I remembered seeing it. . this. . when I came back to that tent again, I saw the balls here and it looked like a . . but this was the second time I went outside and looked at the tent.

#7.5: Okay. Now you said you got a spool type device?

#8.5: Oh yeah. Yeah. It appeared to be a tubular shapes, forming the core of this thing. And I felt there was something coming off in this direction. I don't know if it was going on or coming off. I later thought that I saw what I thought was . . that was a blue ring. Around the inside of this. I felt that what I was looking at was about a quarter inch. . thick.

Oh. I felt I saw a . . Its my version of what I think was a . . what I think was a . . rail engine.

#7.5: Oh.

#8.5: Right after that, and I . . this was probably trying . . probably logic. I thought I saw a missile. And I suspect the feeling I got at this point was overlay. I felt I was in a museum. And, or some type of display of some type. At one point, I felt I was on the north or northeast side of the building and there was equipment there. A building or structure, I don't know, I couldn't see it all.

#7.5: Didn't you see some kind of face mask or something you said?

#8.5: Oh yeah, yeah, yeah. I got a fleeting glance of a helmet and then I saw. . what I felt was . . the helmet appeared black and started to disappear and I could just see the mask.

#7.5: A face guard type mask.

~~SECRET~~

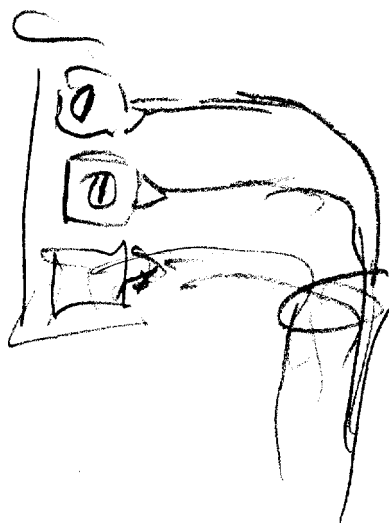

~~SECRET~~

- #8.5: Yeah. I . . I felt that's what I was seeing.
- #7.5: Okay.
- #8.5: This just seemed like a bad thing altogether. I didn't feel good about it. I felt I was completely aware of things. Everything around me. Particularly the tic, tic, tic of that tape recorder.
- #7.5: Um hm.
- #8.5: The sound of the vibrating of that table.
- #7.5: Apparently, you just didn't have a good time today.
- #8.5: No. I felt I was wandering all over. At one point, I felt I was . . bouncing around very rapidly from all different angles from southeast of the Capital to southwest, different altitudes and getting flickers of it. Just like you'd. . .
- #7.5: Uh huh.
- #8.5: . . have a strobe and picking up all these signs at the Capital, I think. I felt I was inside and then very quickly looking at the dome. I feel this was overlay. I looked to my left and I could see arches and columns wrapping around from my left away from me.
- #7.5: You didn't seem to be focused and stick to your target.
- #8.5: No. I was just bouncing all over. Scenes changing so fast I couldn't even stop to describe them.
- #7.5: Okay. Well, sometimes we have days like this.
- #8.5: I think its a total. . . total washout.
- #7.5: Okay.

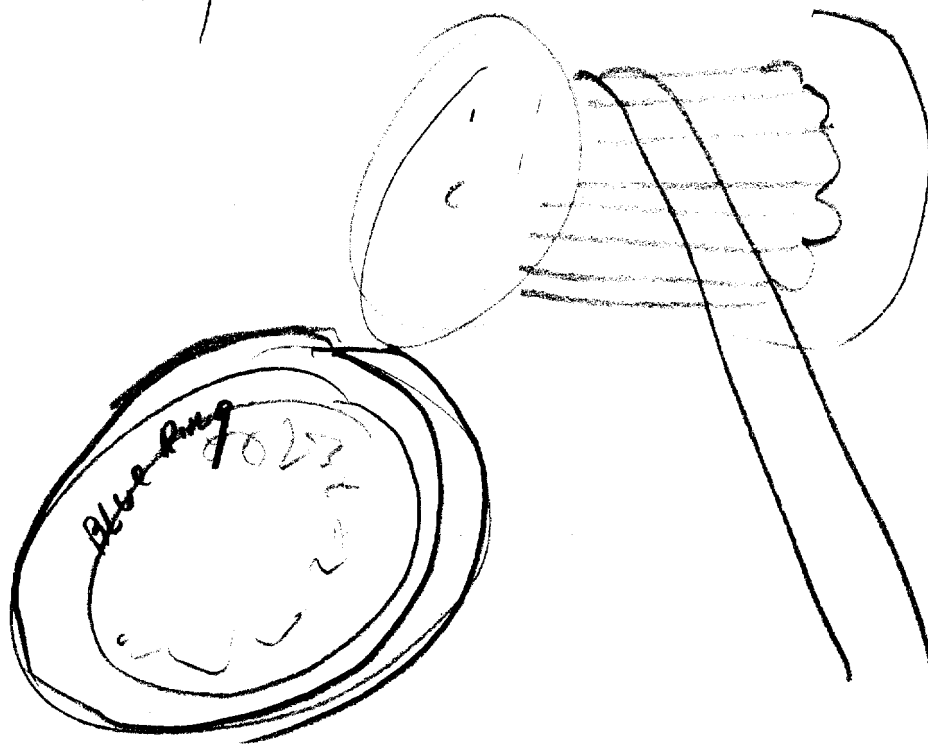
~~SECRET~~

TAB A

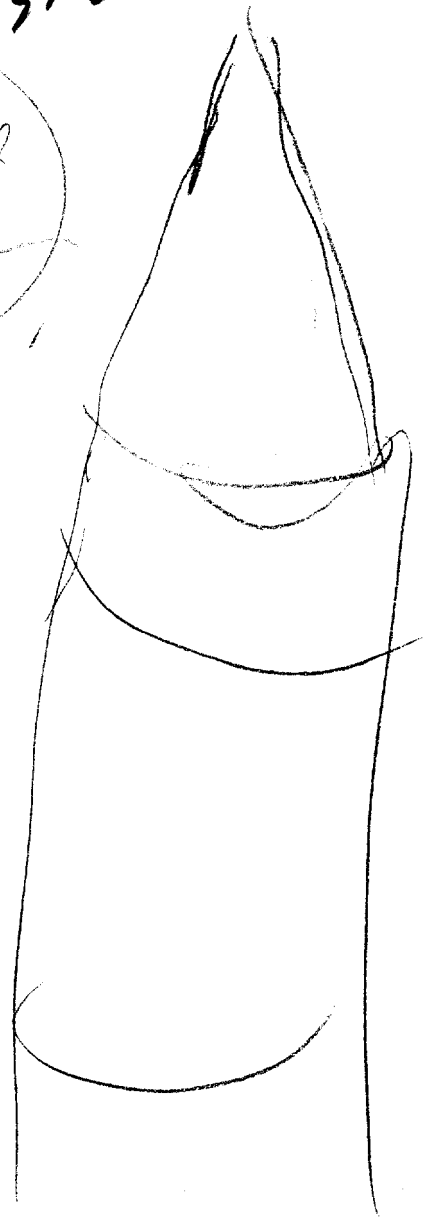
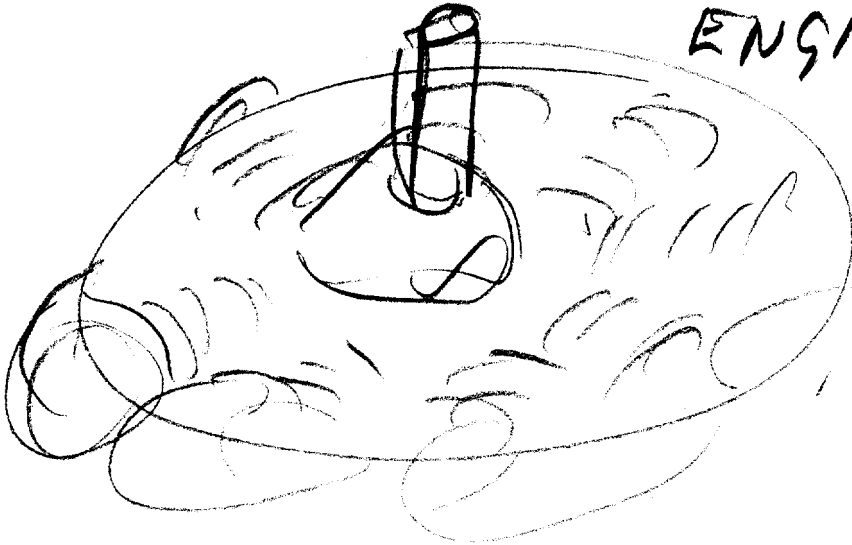






- print of circuit



Radial
ENGINE



face Guard



TAB B

~~SECRET~~

POST-SESSION INTERVIEW

REMOTE VIEWING (RV) SESSION XXXIII

1. (S) Post-session interviews are conducted after the completion of a session to provide the selected remote viewer with the opportunity to express himself concerning his viewing experience.

2. (S) #8.5 expressed his lack of confidence in his impressions throughout the session. He was disappointed to find he was unsuccessful but somewhat relieved that his feelings of "total washout" were valid. He feels that he was able to at least recognize that his impressions were not valid.

~~SECRET~~